



Veal Supply at a Glance - Canada

For week ending October 8, 2016

Quebec Live Auction											
	2016				2015				Volume (YTD)		
	Number	Price (\$ / 100 lbs)			Number	Price (\$ / 100 lbs)			head		
Dairy Calves	(head)	Average	Min	Max	(head)	Average	Min	Max	2016	2015	% chg
Male											
Good 90 -120 lbs	603	148.00	130.00	160.00	923	329.00	250.00	380.00	32 301	40 074	-19.4 %
Good 121 - 140 lbs	107	146.00	130.00	165.00	162	324.00	250.00	375.00	6 522	7 382	-11.6 %
Average 90 - 140 lbs	744	122.00	100.00	140.00	675	210.00	100.00	300.00	26 289	20 891	25.8 %
Misc. - All weights	524	59.00	20.00	105.00	629	60.00	15.00	150.00	17 712	15 258	16.1 %
Female											
Good 90 -120 lbs	58	159.00	130.00	225.00	144	319.00	200.00	400.00	4 071	4 842	-15.9 %
A2 Grain fed veal calves (hide off)	1 222	250.40	n/a	n/a	1 308	334.50	n/a	n/a	55 751	51 627	8.0 %
596 lbs live - (325-353 lbs hide off)											

Source: Les producteurs de bovins du Québec

Ontario Live Auction											
	2016				2015				Volume (YTD)		
	Number	Price (\$ / 100 lbs)			Number	Price (\$ / 100 lbs)			head		
	(head)	Average	Min	Max	(head)	Average	Min	Max	2016	2015	% chg
+ 600 lbs	577	124.28	106.11	140.12	541	163.04	146.48	182.46	22 709	22 974	-1.2 %
451 - 600 lbs	41	115.74	97.46	134.80	40	150.06	126.03	176.02	1 138	1 256	-9.4 %
301 - 450 lbs	47	183.96	129.11	220.95	41	233.45	153.96	285.02	984	985	-0.1 %
126 - 300 lbs	108	130.53	103.61	181.33	124	233.83	155.64	340.98	4 826	5 070	-4.8 %
- 125 lbs	851	125.80	98.77	157.37	971	245.41	136.54	328.79	35 379	39 536	-10.5 %

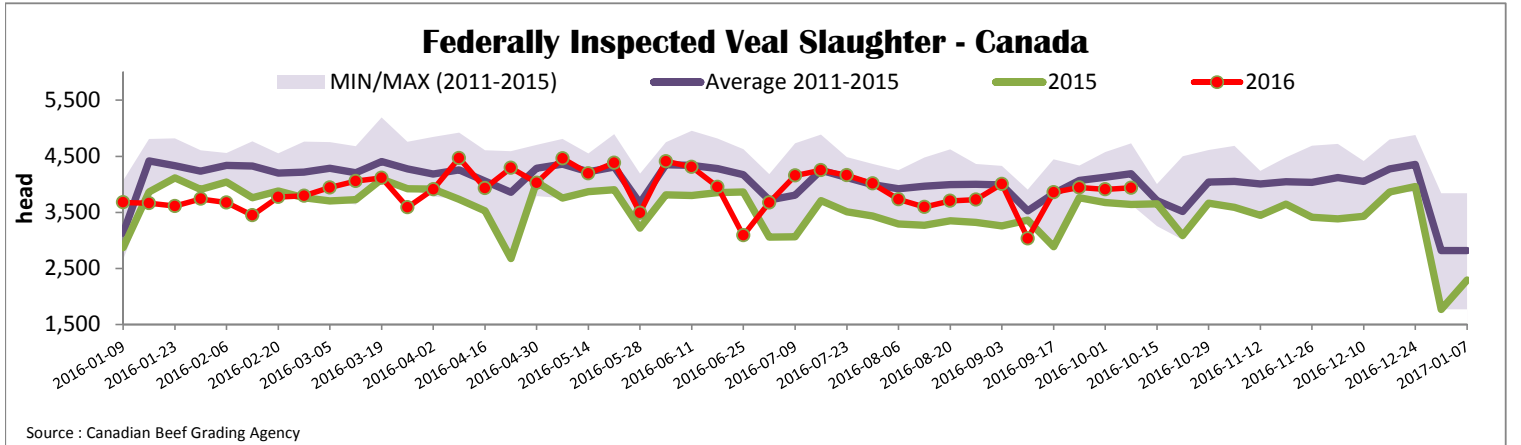
Source: Beef Farmers of Ontario

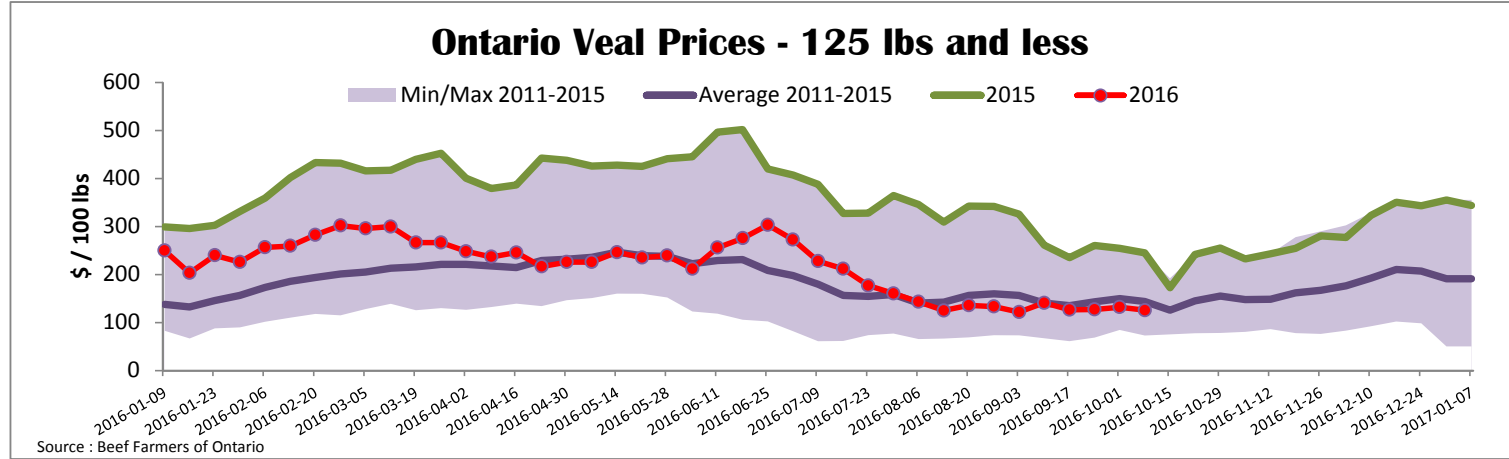
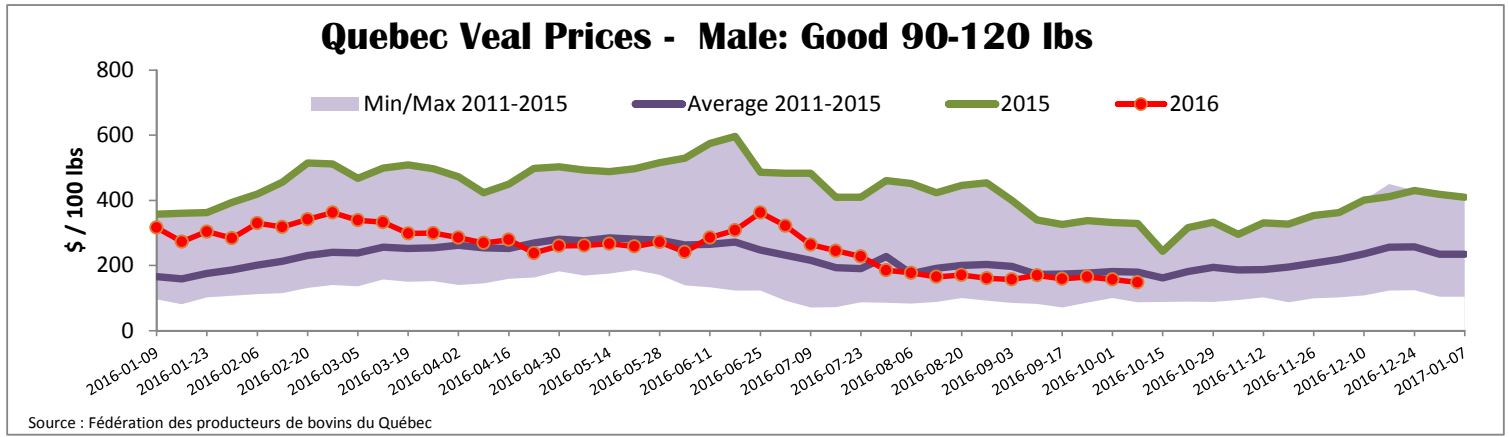
Federally Inspected Slaughter									
	Weekly			Year to date			Carcass Weight (lbs - Jan-July)		
	2016	2015	% chg	2016	2015	% chg	2016	2015	% chg
Ontario	282	240	17.5 %	11 598	11 907	-2.6 %	375	361	3.9 %
Quebec / Atlantic	3 653	3 402	7.4 %	144 119	132 297	8.9 %	318	329	-3.2 %
Canada	3 935	3 642	8.0 %	155 717	144 204	8.0 %	322	332	-2.9 %

Source: Canadian Beef Grading Agency Source: CFIA

Exports				Imports					
Total veal (tonnes)	Jan. 1 - Aug. 31, 2016	2016	2015	% chg	Total veal (tonnes)	Jan. 1 - Oct. 8, 2016	2016	2015	% chg
United States		2 121	1 396	52.0 %	United States		1 020	689	48.0 %
United Arab Emirates		137	106	29.3 %	New Zealand		881	463	90.3 %
Saudi Arabia		6	0	-	Australia		384	1 075	-64.3 %
Others		1	2	-21.4 %	Others		51	0	-
Total		2 265	1 504	50.7 %	Total		2 336	2 226	4.9 %
Live calves (head)	Jan. 1 - Aug. 31	1 595	3 265	-51.1 %					

Source: Statistics Canada Source: CFIA





United States																																																										
Week ending October 1, 2016																																																										
Federally Inspected Slaughter						Northeast and North Central U.S. Wholesale Price																																																				
	Weekly			Year to date			\$/100 lbs		Simple avg	Min	Max																																															
	2016	2015	% chg	2016	2015	% chg																																																				
Milk-fed or nature *							307 Rack, Ribeye, Boneless		1 750.00	1 750.00	1 750.00																																															
North East	2 347	2 800	-16.2 %	88 159	106 053	-16.9 %	332 Loin, Trimmed 4x4		622.50	575.00	670.00																																															
North Central	2 126	2 341	-9.2 %	79 717	89 550	-11.0 %	1336 Leg slice, Retail		972.50	795.00	1 150.00																																															
Total	4 473	5 141	-13.0 %	167 876	195 603	-14.2 %	1312 Osso Buco, Fore Shank		862.50	675.00	1 050.00																																															
Other calves	5 540	3 718	49.0 %	168 481	128 328	31.3 %	Shoulder Clod, Chuck		637.50	420.00	855.00																																															
Total	10 013	8 859	13.0 %	336 357	323 931	3.8 %	Source : USDA																																																			
Production						<table border="1"> <thead> <tr> <th colspan="4">Pennsylvania Vintage Calf Auction</th> </tr> <tr> <th colspan="4">Graded Holstein Bull Calves</th> </tr> <tr> <th colspan="4">September 27, 2016</th> </tr> <tr> <th></th> <th></th> <th>\$ / 100 lbs</th> <th>Min</th> <th>Max</th> </tr> </thead> <tbody> <tr> <td rowspan="3">Number 1</td> <td>112 - 122 lbs</td> <td></td> <td>87.00</td> <td>92.00</td> </tr> <tr> <td>95 - 103 lbs</td> <td></td> <td>102.00</td> <td>105.00</td> </tr> <tr> <td>90 lbs</td> <td></td> <td>82.00</td> <td>82.00</td> </tr> <tr> <td rowspan="2">Number 2</td> <td>95 - 115 lbs</td> <td></td> <td>85.00</td> <td>100.00</td> </tr> <tr> <td>83 - 90 lbs</td> <td></td> <td>70.00</td> <td>75.00</td> </tr> <tr> <td rowspan="2">Number 3</td> <td>82 - 109 lbs</td> <td></td> <td>57.00</td> <td>70.00</td> </tr> <tr> <td>64 - 74 lbs</td> <td></td> <td>30.00</td> <td>42.00</td> </tr> </tbody> </table>					Pennsylvania Vintage Calf Auction				Graded Holstein Bull Calves				September 27, 2016						\$ / 100 lbs	Min	Max	Number 1	112 - 122 lbs		87.00	92.00	95 - 103 lbs		102.00	105.00	90 lbs		82.00	82.00	Number 2	95 - 115 lbs		85.00	100.00	83 - 90 lbs		70.00	75.00	Number 3	82 - 109 lbs		57.00	70.00	64 - 74 lbs		30.00	42.00
Pennsylvania Vintage Calf Auction																																																										
Graded Holstein Bull Calves																																																										
September 27, 2016																																																										
		\$ / 100 lbs	Min	Max																																																						
Number 1	112 - 122 lbs		87.00	92.00																																																						
	95 - 103 lbs		102.00	105.00																																																						
	90 lbs		82.00	82.00																																																						
Number 2	95 - 115 lbs		85.00	100.00																																																						
	83 - 90 lbs		70.00	75.00																																																						
Number 3	82 - 109 lbs		57.00	70.00																																																						
	64 - 74 lbs		30.00	42.00																																																						
<table border="1"> <thead> <tr> <th colspan="4">Northeast and North Central</th> </tr> <tr> <th colspan="4">(Veal Carcass, Hot Basis – Paid to Producer (Hide off, 255-315 lbs))</th> </tr> <tr> <th colspan="4">* Special fed : milk fed, nature</th> </tr> <tr> <th>\$US / 100 lbs</th> <th colspan="2">Weighted Average Price</th> <th>Min</th> <th>Max</th> </tr> </thead> <tbody> <tr> <td>Non-Packer Owned</td> <td>320.22</td> <td>300.00</td> <td>343.00</td> <td></td> </tr> <tr> <td>Packer Owned</td> <td>315.89</td> <td>310.00</td> <td>325.00</td> <td></td> </tr> </tbody> </table>						Northeast and North Central				(Veal Carcass, Hot Basis – Paid to Producer (Hide off, 255-315 lbs))				* Special fed : milk fed, nature				\$US / 100 lbs	Weighted Average Price		Min	Max	Non-Packer Owned	320.22	300.00	343.00		Packer Owned	315.89	310.00	325.00		Source : USDA																									
Northeast and North Central																																																										
(Veal Carcass, Hot Basis – Paid to Producer (Hide off, 255-315 lbs))																																																										
* Special fed : milk fed, nature																																																										
\$US / 100 lbs	Weighted Average Price		Min	Max																																																						
Non-Packer Owned	320.22	300.00	343.00																																																							
Packer Owned	315.89	310.00	325.00																																																							