



## Veal Supply at a Glance - Canada

For week ending October 29, 2016

Quebec Live Auction											
	2016				2015				Volume (YTD)		
	Number	Price ( \$ / 100 lbs)			Number	Price ( \$ / 100 lbs)			head		
Dairy Calves	(head)	Average	Min	Max	(head)	Average	Min	Max	2016	2015	% chg
Male											
Good 90 -120 lbs	676	130.00	115.00	145.00	985	333.00	295.00	375.00	34 280	42 893	-20.1 %
Good 121 - 140 lbs	136	128.00	115.00	140.00	127	316.00	260.00	365.00	6 906	7 766	-11.1 %
Average 90 - 140 lbs	660	112.00	80.00	135.00	596	238.00	150.00	325.00	28 248	22 554	25.2 %
Misc. - All weights	601	59.00	20.00	100.00	505	65.00	10.00	150.00	19 413	16 788	15.6 %
Female											
Good 90 -120 lbs	84	186.00	120.00	260.00	120	311.00	200.00	390.00	4 302	5 190	-17.1 %
A2 Grain fed veal calves (hide off)	1 154	263.50	n/a	n/a	1 430	333.00	n/a	n/a	59 454	55 921	6.3 %
596 lbs live - (325-353 lbs hide off)											

Source: Les producteurs de bovins du Québec

Ontario Live Auction											
	2016				2015				Volume (YTD)		
	Number	Price ( \$ / 100 lbs)			Number	Price ( \$ / 100 lbs)			head		
	(head)	Average	Min	Max	(head)	Average	Min	Max	2016	2015	% chg
+ 600 lbs	579	123.56	105.85	138.87	607	157.09	136.84	177.68	24 354	24 476	-0.5 %
451 - 600 lbs	43	113.86	94.71	129.60	50	142.98	119.02	165.97	1 245	1 343	-7.3 %
301 - 450 lbs	77	133.04	89.52	185.96	40	234.65	158.32	293.64	1 149	1 098	4.6 %
126 - 300 lbs	119	108.99	85.59	144.81	145	237.78	157.32	318.12	5 174	5 471	-5.4 %
- 125 lbs	861	107.38	81.66	136.98	930	241.99	140.87	318.19	38 020	42 263	-10.0 %

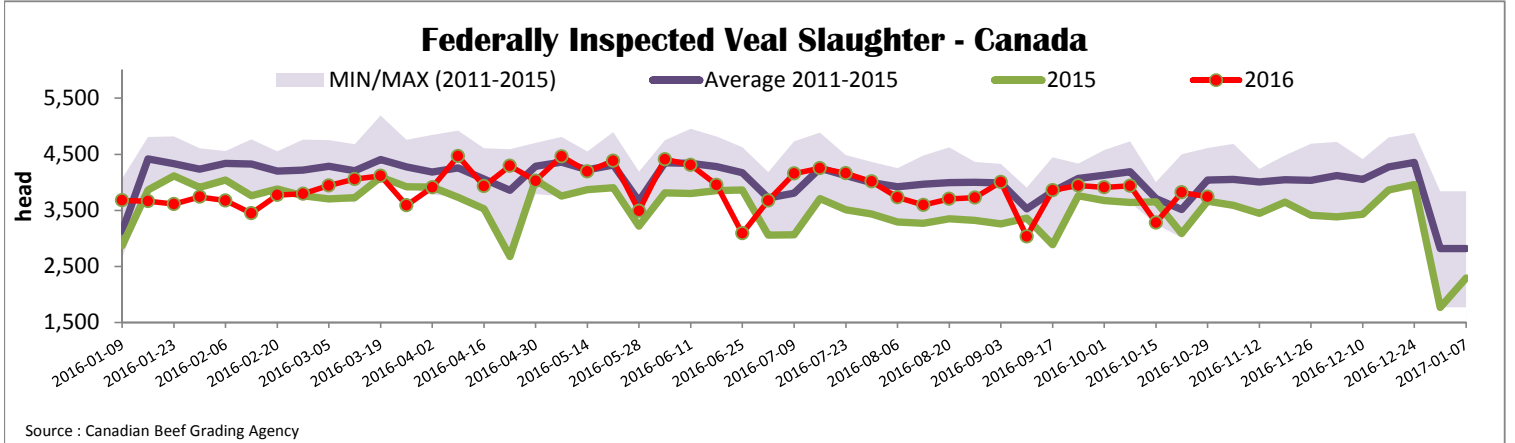
Source: Beef Farmers of Ontario

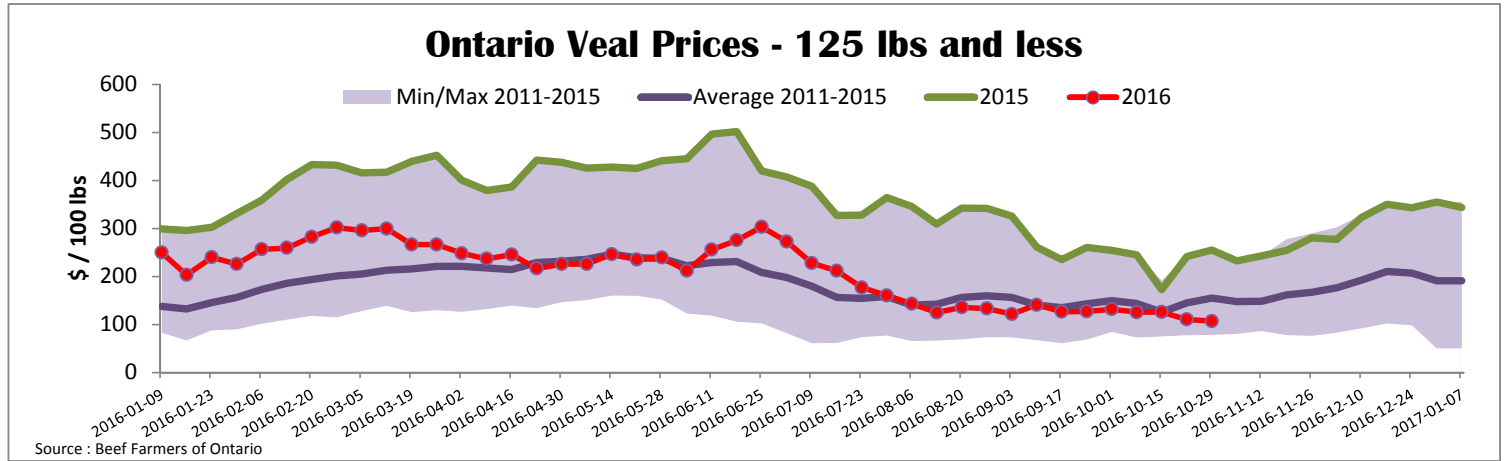
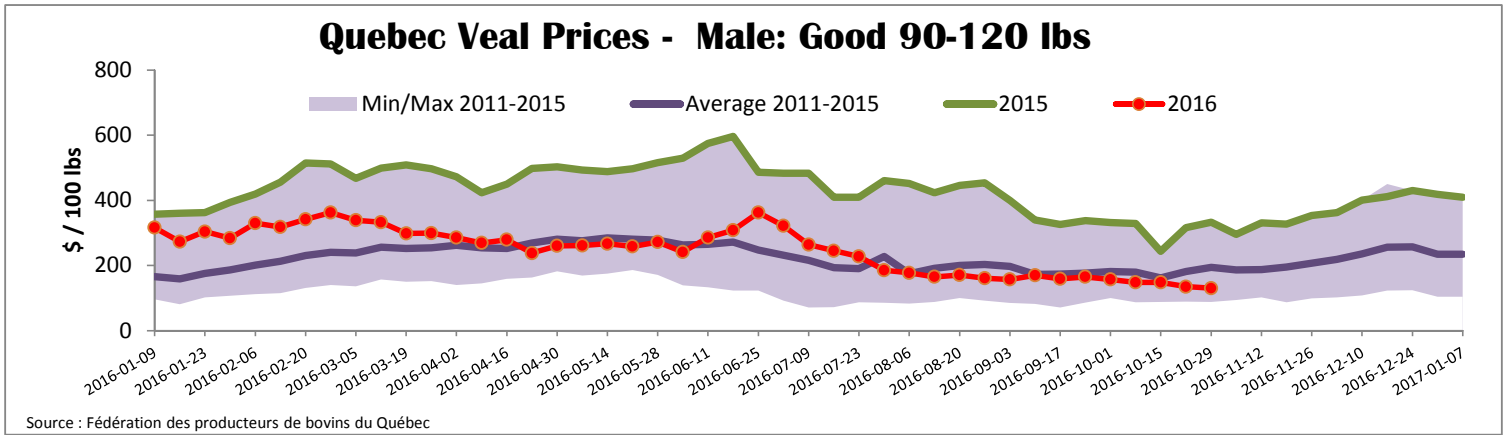
Federally Inspected Slaughter									
	Weekly			Year to date			Carcass Weight (lbs - Jan-Aug.)		
	2016	2015	% chg	2016	2015	% chg	2016	2015	% chg
Ontario	236	234	0.9 %	12 389	12 609	-1.7 %	375	363	3.3 %
Quebec / Atlantic	3 506	3 428	2.3 %	154 168	141 992	8.6 %	319	327	-2.6 %
<b>Canada</b>	<b>3 742</b>	<b>3 662</b>	<b>2.2 %</b>	<b>166 557</b>	<b>154 601</b>	<b>7.7 %</b>	<b>323</b>	<b>330</b>	<b>-2.3 %</b>

Source: Canadian Beef Grading Agency      Source: CFIA

Exports				Imports					
Total veal (tonnes)	Jan. 1 - Aug. 31, 2016	2016	2015	% chg	Total veal (tonnes)	Jan. 1 - Oct. 29, 2016	2016	2015	% chg
United States		2 121	1 396	52.0 %	United States		1 059	771	37.3 %
United Arab Emirates		137	106	29.3 %	New Zealand		1 042	684	52.3 %
Saudi Arabia		6	0	-	Australia		401	1 163	-65.5 %
Others		1	2	-21.4 %	Netherlands		28	-	-
<b>Total</b>		<b>2 265</b>	<b>1 504</b>	<b>50.7 %</b>	Chile		23	-	-
Live calves (head)	Jan. 1 - Aug. 31	1 595	3 265	-51.1 %	Others		0	0	-
					<b>Total</b>		<b>2 552</b>	<b>2 618</b>	<b>-2.5 %</b>

Source: Statistics Canada      Source: CFIA





<b>United States</b>										
Week ending October 22, 2016										
Federally Inspected Slaughter						Northeast and North Central U.S. Wholesale Price				
	Weekly			Year to date			\$/100 lbs	Simple avg	Min	Max
	2016	2015	% chg	2016	2015	% chg				
Milk-fed or nature *							307 Rack, Ribeye, Boneless	1 750.00	1 750.00	1 750.00
North East	2 244	2 909	-22.9 %	94 996	114 667	-17.2 %	332 Loin, Trimmed 4x4	622.50	575.00	670.00
North Central	2 077	2 341	-11.3 %	85 804	96 587	-11.2 %	1336 Leg slice, Retail	972.50	795.00	1 150.00
<b>Total</b>	<b>4 321</b>	<b>5 250</b>	<b>-17.7 %</b>	<b>180 800</b>	<b>211 254</b>	<b>-14.4 %</b>	1312 Osso Buco, Fore Shank	862.50	675.00	1 050.00
Other calves	7 966	3 546	124.6 %	190 316	139 827	36.1 %	Shoulder Clod, Chuck	637.50	420.00	855.00
<b>Total</b>	<b>12 287</b>	<b>8 796</b>	<b>39.7 %</b>	<b>371 116</b>	<b>351 081</b>	<b>5.7 %</b>				
Production							<b>Pennsylvania Vintage Calf Auction</b>			
Calves (million lbs)	1.6	1.5	6.7 %	58.4	64.7	-9.7 %	Graded Holstein Bull Calves			
Live weight (lbs)	222	295	-24.7 %							October 18, 2016
Dressed weight (lbs)	129	175	-26.3 %					\$/ 100 lbs	Min	Max
Source : USDA							Number 1	95 - 121 lbs	72.00	82.00
Source : USDA							Number 2	90 - 113 lbs	72.00	80.00
Source : USDA							Number 3	94 - 110 lbs	65.00	67.00
Source : USDA								82 - 84 lbs	42.00	45.00
Source : USDA								65 - 73 lbs	25.00	38.00