



Veal Supply at a Glance - Canada

For week ending September 17, 2016

Quebec Live Auction											
	2016				2015				Volume (YTD)		
	Number	Price (\$ / 100 lbs)			Number	Price (\$ / 100 lbs)			head		
Dairy Calves	(head)	Average	Min	Max	(head)	Average	Min	Max	2016	2015	% chg
Male											
Good 90 -120 lbs	744	159.00	130.00	175.00	794	326.00	280.00	380.00	30 132	37 238	-19.1 %
Good 121 - 140 lbs	124	149.00	120.00	170.00	114	327.00	275.00	390.00	6 133	6 936	-11.6 %
Average 90 - 140 lbs	817	129.00	90.00	160.00	626	212.00	100.00	300.00	24 073	18 880	27.5 %
Misc. - All weights	618	55.00	20.00	115.00	598	59.00	10.00	145.00	16 140	13 534	19.3 %
Female											
Good 90 -120 lbs	92	197.00	130.00	290.00	72	305.00	190.00	420.00	3 848	4 452	-13.6 %
A2 Grain fed veal calves (hide off)	1 395	250.20	n/a	n/a	1 271	316.70	n/a	n/a	51 730	47 989	7.8 %
596 lbs live - (325-353 lbs hide off)											

Source: Les producteurs de bovins du Québec

Ontario Live Auction											
	2016				2015				Volume (YTD)		
	Number	Price (\$ / 100 lbs)			Number	Price (\$ / 100 lbs)			head		
	(head)	Average	Min	Max	(head)	Average	Min	Max	2016	2015	% chg
+ 600 lbs	581	117.57	104.90	130.43	503	156.61	143.47	171.90	20 927	21 345	-2.0 %
451 - 600 lbs	50	110.47	97.16	119.36	25	150.92	146.52	155.88	994	1 153	-13.8 %
301 - 450 lbs	10	99.15	89.55	108.75	12	163.89	158.71	169.04	858	898	-4.5 %
126 - 300 lbs	113	108.47	80.92	159.28	108	264.28	187.50	353.11	4 518	4 694	-3.7 %
- 125 lbs	936	126.83	93.26	163.97	1 022	235.57	105.75	352.74	32 601	36 464	-10.6 %

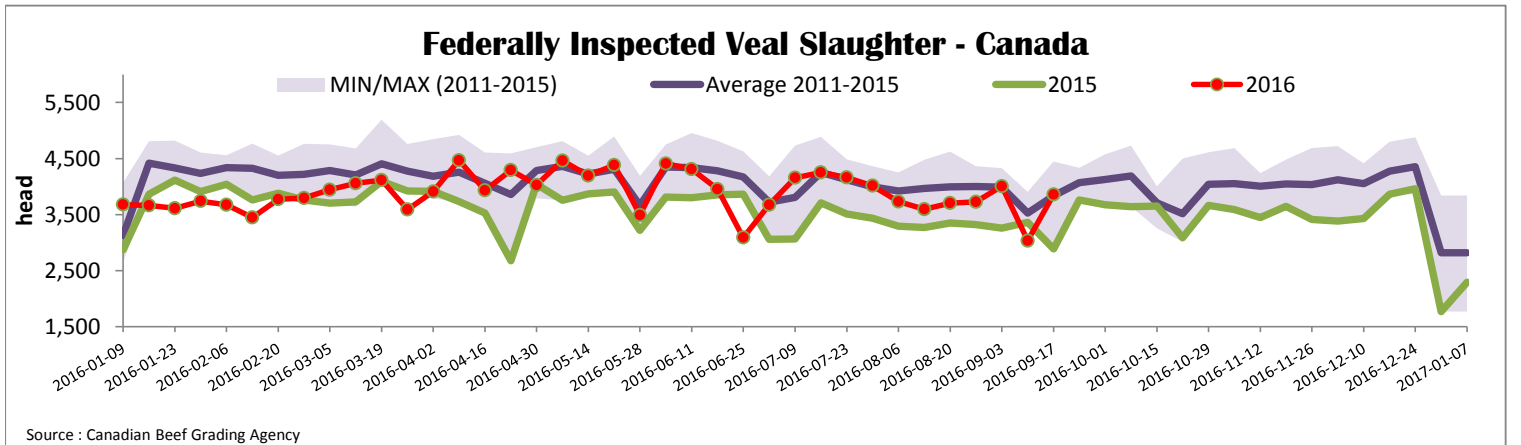
Source: Beef Farmers of Ontario

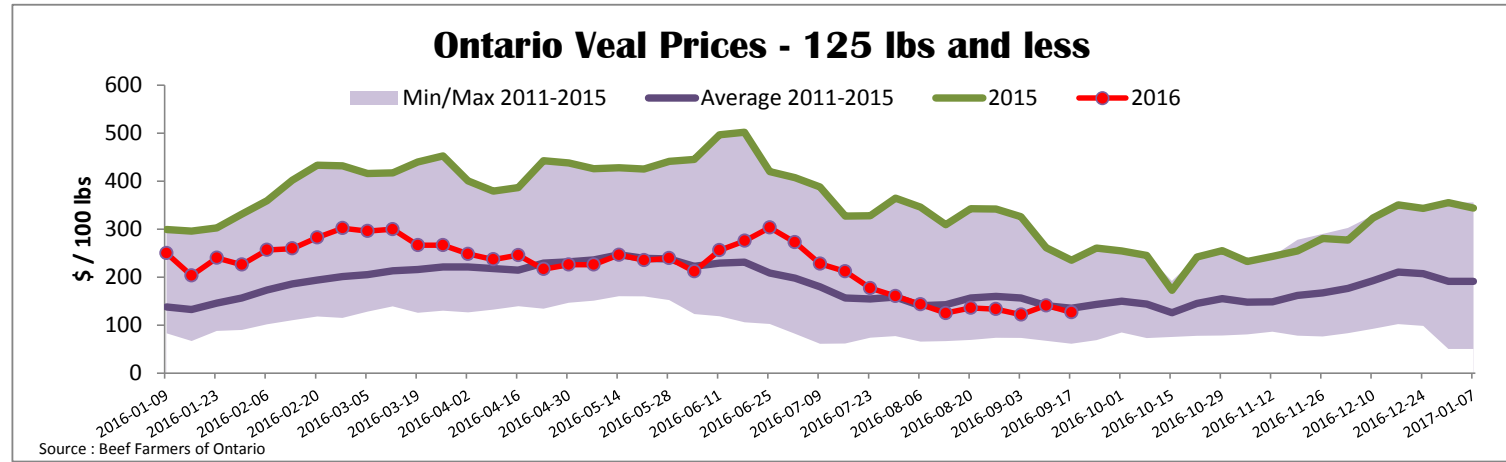
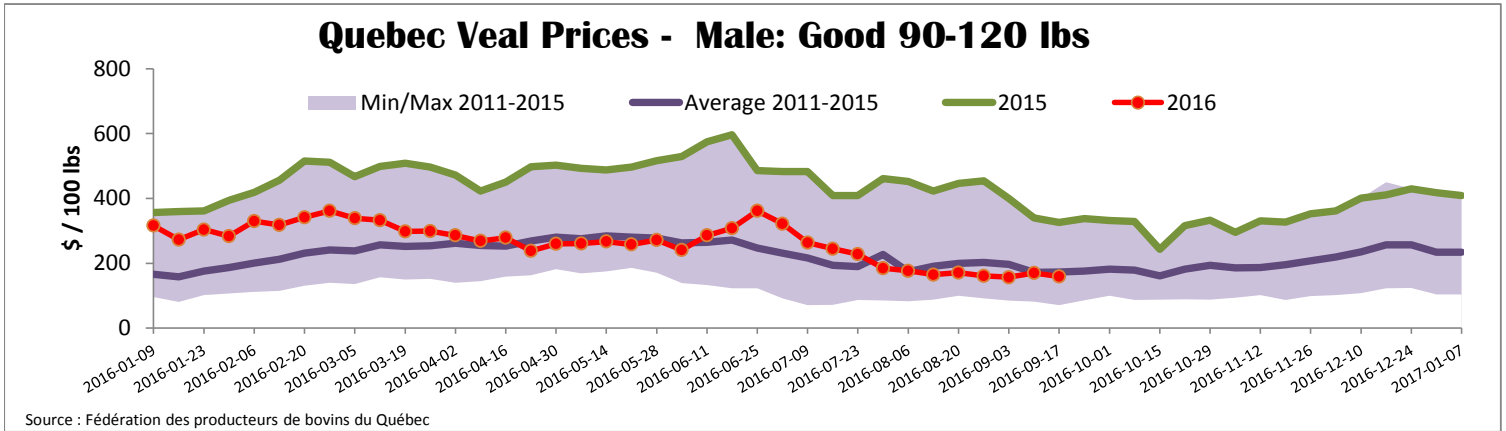
Federally Inspected Slaughter									
	Weekly			Year to date			Carcass Weight (lbs - Jan-June)		
	2016	2015	% chg	2016	2015	% chg	2016	2015	% chg
Ontario	227	267	-15.0 %	10 756	11 010	-2.3 %	375	359	4.6 %
Quebec / Atlantic	3 632	2 620	38.6 %	133 173	122 120	9.1 %	319	331	-3.5 %
Canada	3 859	2 887	33.7 %	143 929	133 130	8.1 %	324	333	-2.8 %

Source: Canadian Beef Grading Agency Source: CFIA

Exports				Imports					
Total veal (tonnes)	Jan. 1 - July 31, 2016	2016	2015	% chg	Total veal (tonnes)	Jan. 1 - Sept. 17, 2016	2016	2015	% chg
United States		1 708	1 274	34.1 %	United States		969	619	56.6 %
United Arab Emirates		123	97	27.1 %	Australia		359	1 039	-65.5 %
Saudi Arabia		6	0	-	New Zealand*		166	127	31.1 %
Others		1	2	-21.4 %	Others		117	0	-
Total		1 838	1 372	33.9 %	Total		1 611	1 784	-9.7 %
Live calves (head)	Jan. 1 - July 31	1 001	2 644	-62.1 %	*Includes estimate in 2016				

Source: Statistics Canada





United States										
Week ending September 10, 2016										
Federally Inspected Slaughter						Northeast and North Central U.S. Wholesale Price				
	Weekly			Year to date			\$/100 lbs			
	2016	2015	% chg	2016	2015	% chg	Simple avg	Min	Max	
Milk-fed or nature *							307 Rack, Ribeye, Boneless	1 750.00	1 750.00	1 750.00
North East	1 821	2 370	-23.2 %	81 769	97 780	-16.4 %	332 Loin, Trimmed 4x4	635.00	600.00	670.00
North Central	1 746	2 163	-19.3 %	73 854	82 871	-10.9 %	1336 Leg slice, Retail	972.50	795.00	1 150.00
Total	3 567	4 533	-21.3 %	155 623	180 651	-13.9 %	1312 Osso Buco, Fore Shank	767.50	675.00	860.00
Other calves	5 226	3 413	53.1 %	150 711	118 318	27.4 %	Shoulder Clod, Chuck	637.50	420.00	855.00
Total	8 793	7 946	10.7 %	306 334	298 969	2.5 %				
Production							Pennsylvania Vintage Calf Auction			
Calves (million lbs)	1.3	1.5	-13.3 %	49.9	55.1	-9.4 %	Graded Holstein Bull Calves			
Live weight (lbs)	248	318	-22.0 %				September 6, 2016			
Dressed weight (lbs)	145	188	-22.9 %					\$/ 100 lbs	Min	Max
Northeast and North Central (Veal Carcass, Hot Basis – Paid to Producer (Hide off, 255-315 lbs)) * Special fed : milk fed, nature \$US / 100 lbs							Number 1	122 lbs	117.00	117.00
								90 - 112 lbs	127.00	130.00
Weighted Average Price Min Max Non-Packer Owned 321.73 300.00 337.00 Packer Owned 323.03 310.00 325.00								80 -85 lbs	110.00	110.00
							Number 2	113 lbs	122.00	122.00
Source : USDA								95 - 103 lbs	125.00	130.00
								83 - 90 lbs	102.00	115.00
Source : USDA								73 lbs	82.00	82.00
							Number 3	74 - 107 lbs	81.00	95.00
Source : USDA								64 lbs	55.00	55.00