



## Veal Supply at a Glance - Canada

For week ending August 2, 2014

Quebec Live Auction											
Dairy Calves	Number (head)	2014 Price ( \$ / 100 lbs)			Number (head)	2013 Price ( \$ / 100 lbs)			Volume (YTD) head		
		Average	Min	Max		Average	Min	Max	2014	2013	% chg
Male											
Good 90 -120 lbs	938	167.00	130.00	200.00	1135	83.00	65.00	100.00	27 860	24 861	12.1 %
Good 121 - 140 lbs	255	168.00	130.00	205.00	414	89.00	60.00	110.00	5 912	6 239	-5.2 %
Average 90 - 140 lbs	550	122.00	80.00	155.00	879	62.00	40.00	80.00	13 450	12 229	10.0 %
Misc. - All weights	693	50.00	13.00	105.00	994	27.00	15.00	50.00	10 996	11 841	-7.1 %
Female											
Good 90 -120 lbs	111	166.00	130.00	250.00	133	90.00	60.00	120.00	3 618	2 732	32.4 %
A2 Grain fed veal calves (hide off)	1102	284.30	n/a	n/a	1227	207.50	n/a	n/a	39 984	42 984	-7.0 %
596 lbs live - (325-353 lbs hide off)											

Source: Fédération des producteurs de bovins du Québec

Ontario Live Auction											
	Number (head)	2014 Price ( \$ / 100 lbs)			Number (head)	2013 Price ( \$ / 100 lbs)			Volume (YTD) head		
		Average	Min	Max		Average	Min	Max	2014	2013	% chg
+ 600 lbs	598	144.08	127.02	161.83	494	103.94	91.82	116.37	18 121	17 546	3.3 %
451 - 600 lbs	35	126.48	107.84	140.97	40	97.13	80.70	104.58	1 178	1 250	-5.8 %
301 - 450 lbs	22	180.92	164.66	197.48	28	102.27	89.30	118.52	938	990	-5.3 %
126 - 300 lbs	119	158.33	108.18	241.18	146	82.20	63.70	101.51	3 714	4 250	-12.6 %
- 125 lbs	1 016	144.23	82.61	185.40	951	71.84	46.89	92.53	28 080	25 995	8.0 %

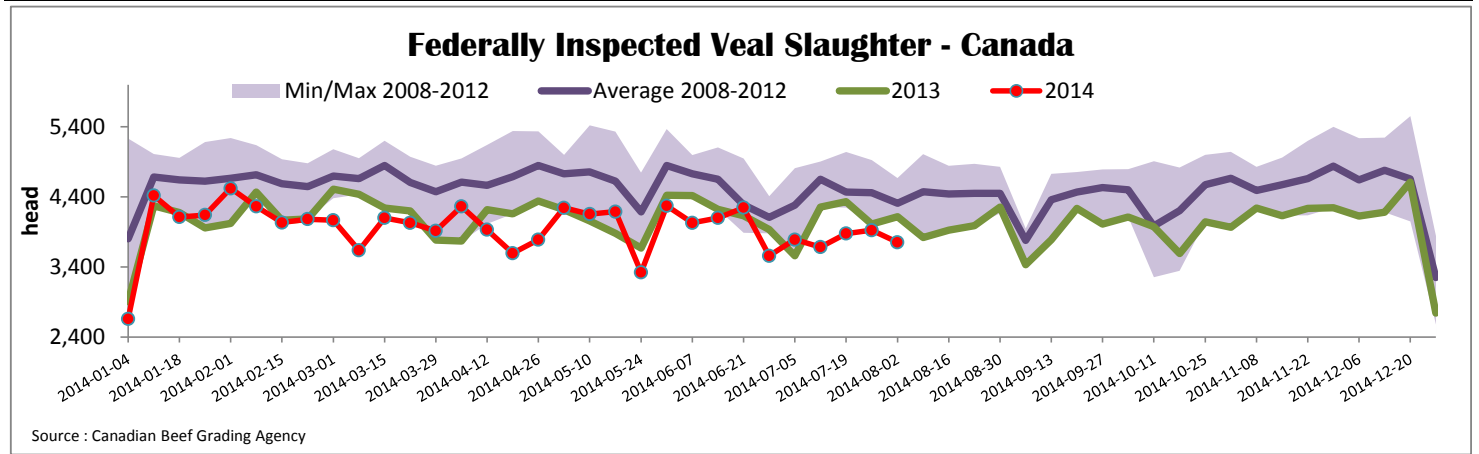
Source: Ontario Cattlemen's Association

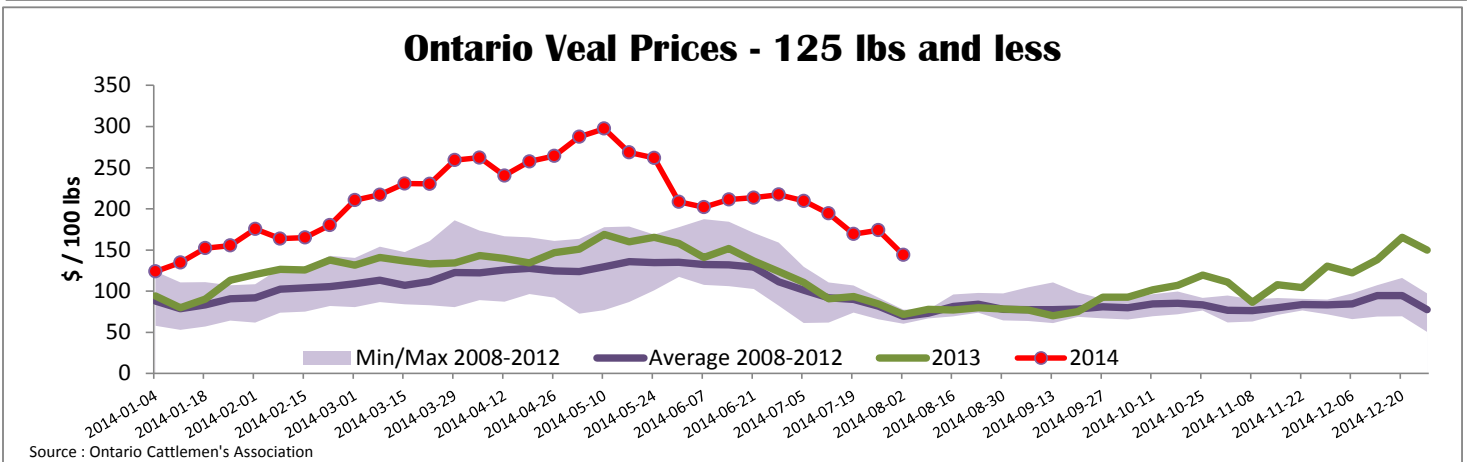
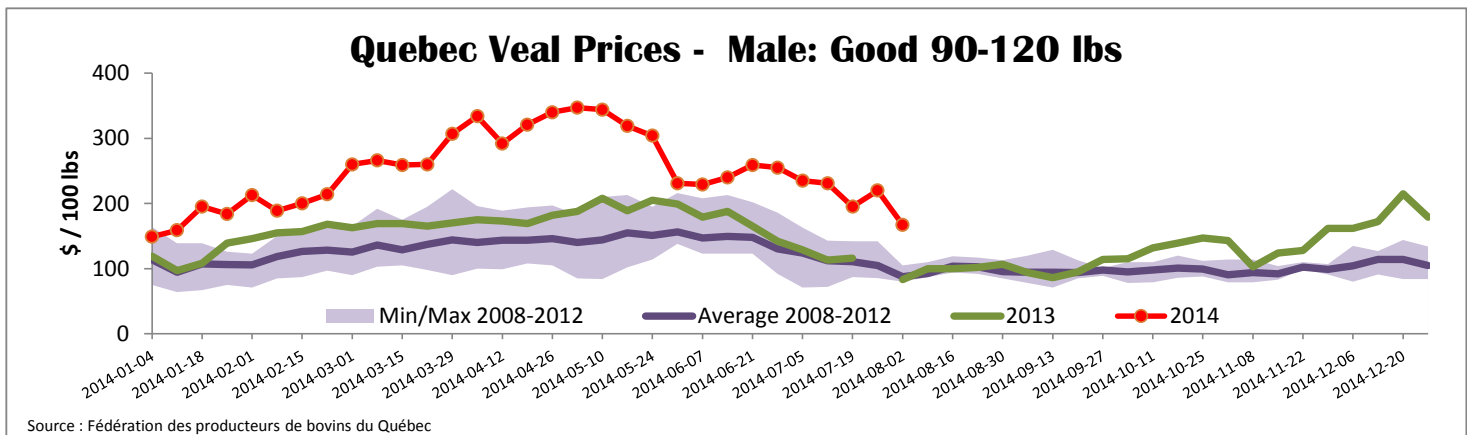
Federally Inspected Slaughter									
	Weekly			Year to date			Carcass Weight (lbs - January - July)		
	2014	2013	% chg	2014	2013	% chg	2014	2013	% chg
Ontario	528	506	4.3 %	15 927	18 444	-13.6 %	363	365	-0.5 %
Quebec / Atlantic	3 224	3 613	-10.8 %	106 829	108 423	-1.5 %	304	304	0.0 %
<b>Canada</b>	<b>3 752</b>	<b>4 119</b>	<b>-8.9 %</b>	<b>122 756</b>	<b>126 867</b>	<b>-3.2 %</b>	<b>312</b>	<b>313</b>	<b>-0.3 %</b>

Source : Canadian Beef Grading Agency      Source: CFIA

Exports					Imports						
Total veal (tonnes) Jan. 1 - May 31, 2014					Total veal (tonnes) Jan. 1 - Aug. 2, 2014						
	2014	2013	% chg		2014	2013	% chg		2014	2013	% chg
United States	608	705	-13.8 %	United States	846	571	48.1 %				
United Arab Emirates	30	57	-47.8 %	Australia	433	498	-13.1 %				
Saudi Arabia	26	4	-	New Zealand	105	43	-				
Others	23	22	2.6 %	Others	0	15	-				
<b>Total</b>	<b>686</b>	<b>789</b>	<b>-12.9 %</b>	<b>Total</b>	<b>1 384</b>	<b>1 127</b>	<b>22.8 %</b>				
Live calves (head) Jan. 1 - May 31	592	35	-	For the period Jan. 1 - May 31 Live calves (head)	<b>2014</b>	<b>2013</b>					
					17 318	17 420					

Source: Statistics Canada      Source: CFIA





<b>United States</b>																																																		
Week ending August 2, 2014																																																		
Federally Inspected Slaughter							Northeast and North Central U.S. Wholesale Price																																											
	Weekly			Year to date			\$/100 lbs	Simple avg	Min	Max																																								
	2014	2013	% chg	2014	2013	% chg																																												
Milk-fed or nature *							307 Rack, Ribeye, Boneless	2 400.00	2 400.00	2 400.00																																								
North East	2 811	3 422	-17.9 %	95 656	100 949	-5.2 %	332 Loin, Trimmed 4x4	632.50	565.00	700.00																																								
North Central	2 204	2 591	-14.9 %	83 495	75 801	10.2 %	1336 Leg slice, Retail	977.50	775.00	1 180.00																																								
<b>Total</b>	<b>5 015</b>	<b>6 013</b>	<b>-16.6 %</b>	<b>179 151</b>	<b>176 750</b>	<b>1.4 %</b>	1312 Osso Buco, Fore Shank	977.50	800.00	1 155.00																																								
Other calves	5 664	10 060	-43.7 %	172 091	245 676	-30.0 %	Shoulder Clod, Chuck	595.00	495.00	695.00																																								
<b>Total</b>	<b>10 679</b>	<b>16 073</b>	<b>-33.6 %</b>	<b>351 242</b>	<b>422 426</b>	<b>-16.9 %</b>																																												
							Source : USDA																																											
Production							<b>Pennsylvania Vintage Calf Auction</b>																																											
Calves (million lbs)	1.6	2.1	-23.8 %	56.8	64.0	-11.3 %	Graded Holstein Bull Calves July 29, 2014																																											
Live weight (lbs)	269	232	15.9 %				\$/ 100 lbs	Min	Max																																									
Dressed weight (lbs)	159	136	16.9 %																																															
							Source : USDA																																											
<b>Northeast and North Central</b>																																																		
(Veal Carcass, Hot Basis – Paid to Producer (Hide off, 255-315 lbs))																																																		
* Special fed : milk fed, nature																																																		
\$/US / 100 lbs																																																		
				Weighted Average Price	Min	Max																																												
Non-Packer Owned				383.02	375.00	395.00																																												
Packer Owned				402.30	398.00	405.00																																												
							<table border="0" style="width: 100%;"> <tr> <td style="width: 15%;">Number 1</td> <td style="width: 45%;">113-122 lbs</td> <td style="width: 15%;"></td> <td style="width: 15%; text-align: right;">252.00</td> <td style="width: 10%; text-align: right;">272.00</td> </tr> <tr> <td></td> <td>102-103 lbs</td> <td></td> <td style="text-align: right;">285.00</td> <td style="text-align: right;">287.00</td> </tr> <tr> <td></td> <td>85-95 lbs</td> <td></td> <td style="text-align: right;">297.00</td> <td style="text-align: right;">302.00</td> </tr> <tr> <td>Number 2</td> <td>102-113 lbs</td> <td></td> <td style="text-align: right;">272.00</td> <td style="text-align: right;">277.00</td> </tr> <tr> <td></td> <td>83-95 lbs</td> <td></td> <td style="text-align: right;">299.00</td> <td style="text-align: right;">315.00</td> </tr> <tr> <td>Number 3</td> <td>94-109 lbs</td> <td></td> <td style="text-align: right;">227.00</td> <td style="text-align: right;">260.00</td> </tr> <tr> <td></td> <td>75-83 lbs</td> <td></td> <td style="text-align: right;">285.00</td> <td style="text-align: right;">307.00</td> </tr> <tr> <td></td> <td>72 lbs</td> <td></td> <td style="text-align: right;">200.00</td> <td style="text-align: right;">200.00</td> </tr> </table>				Number 1	113-122 lbs		252.00	272.00		102-103 lbs		285.00	287.00		85-95 lbs		297.00	302.00	Number 2	102-113 lbs		272.00	277.00		83-95 lbs		299.00	315.00	Number 3	94-109 lbs		227.00	260.00		75-83 lbs		285.00	307.00		72 lbs		200.00	200.00
Number 1	113-122 lbs		252.00	272.00																																														
	102-103 lbs		285.00	287.00																																														
	85-95 lbs		297.00	302.00																																														
Number 2	102-113 lbs		272.00	277.00																																														
	83-95 lbs		299.00	315.00																																														
Number 3	94-109 lbs		227.00	260.00																																														
	75-83 lbs		285.00	307.00																																														
	72 lbs		200.00	200.00																																														