



## Veal Supply at a Glance - Canada

For week ending August 30, 2014

Quebec Live Auction											
Dairy Calves	Number (head)	2014 Price (\$ / 100 lbs)			Number (head)	2013 Price (\$ / 100 lbs)			Volume (YTD) head		
		Average	Min	Max		Average	Min	Max	2014	2013	% chg
Male											
Good 90 -120 lbs	1 115	301.00	250.00	355.00	861	107.00	90.00	120.00	32 132	28 367	13.3 %
Good 121 - 140 lbs	162	294.00	230.00	345.00	166	106.00	90.00	120.00	6 662	7 006	-4.9 %
Average 90 - 140 lbs	484	228.00	150.00	305.00	473	76.00	50.00	100.00	15 717	14 021	12.1 %
Misc. - All weights	354	56.00	15.00	150.00	579	26.00	10.00	50.00	12 805	13 846	-7.5 %
Female											
Good 90 -120 lbs	123	291.00	230.00	355.00	76	100.00	70.00	155.00	4 135	3 050	35.6 %
A2 Grain fed veal calves (hide off)	1 192	268.40	n/a	n/a	1 143	227.50	n/a	n/a	44 953	47 808	-6.0 %
596 lbs live - (325-353 lbs hide off)											

Source: Fédération des producteurs de bovins du Québec

Ontario Live Auction											
	Number (head)	2014 Price (\$ / 100 lbs)			Number (head)	2013 Price (\$ / 100 lbs)			Volume (YTD) head		
		Average	Min	Max		Average	Min	Max	2014	2013	% chg
+ 600 lbs	557	136.07	125.09	148.95	497	104.72	92.51	122.30	19 972	19 681	1.5 %
451 - 600 lbs	45	132.20	116.49	143.14	45	98.99	86.44	111.53	1 276	1 413	-9.7 %
301 - 450 lbs	26	134.01	93.42	183.27	24	115.38	92.75	130.04	987	1 066	-7.4 %
126 - 300 lbs	118	199.04	144.18	260.61	120	86.61	64.88	105.84	4 112	4 763	-13.7 %
- 125 lbs	1 029	231.44	145.12	290.41	888	78.30	50.03	100.37	31 147	29 740	4.7 %

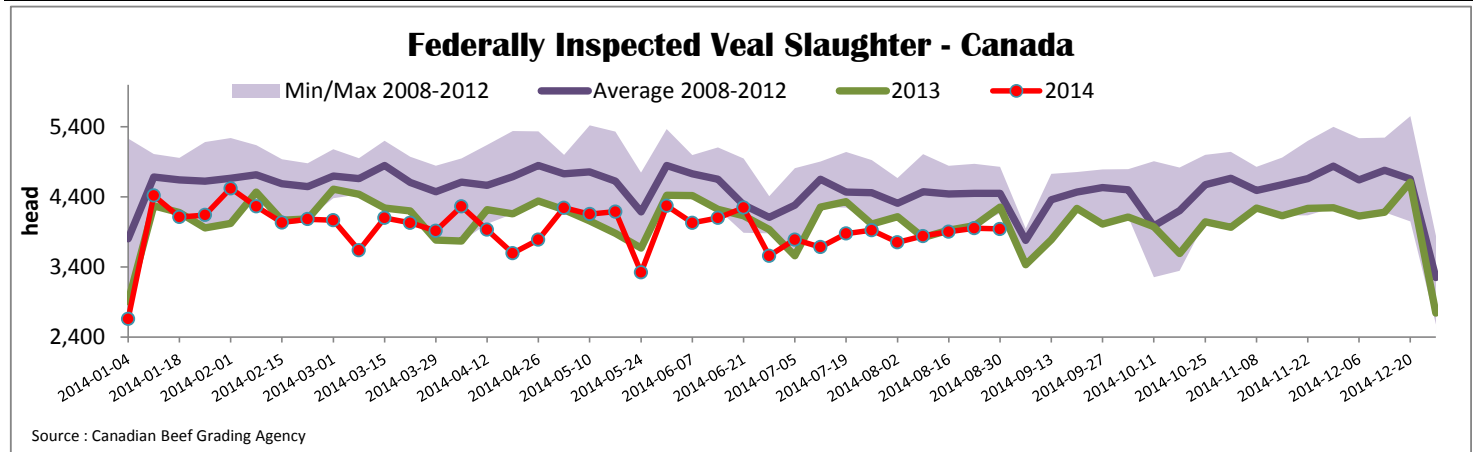
Source: Ontario Cattlemen's Association

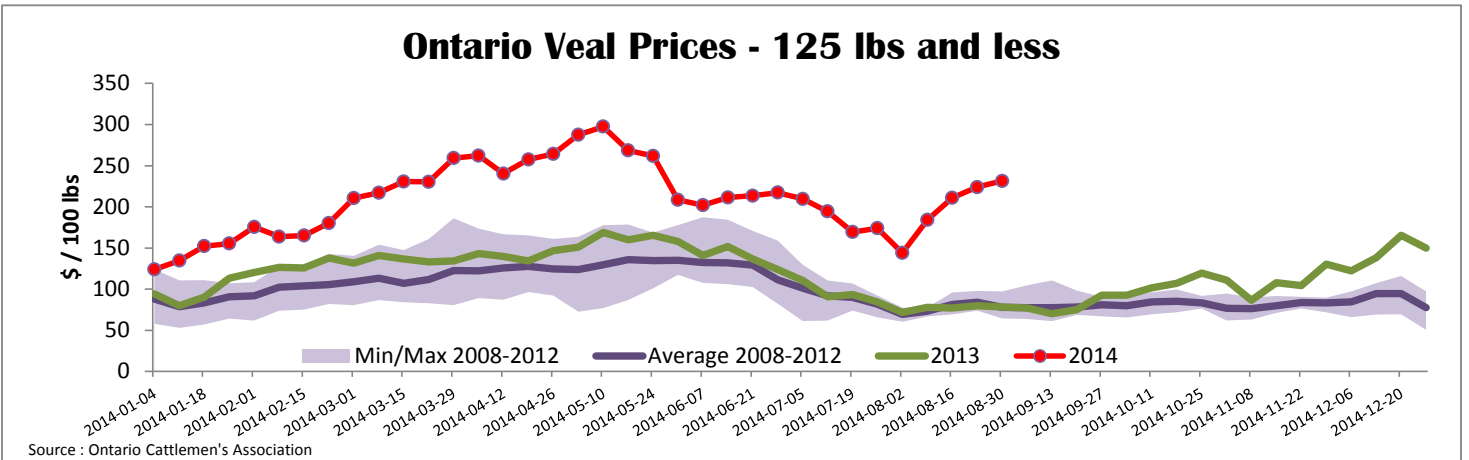
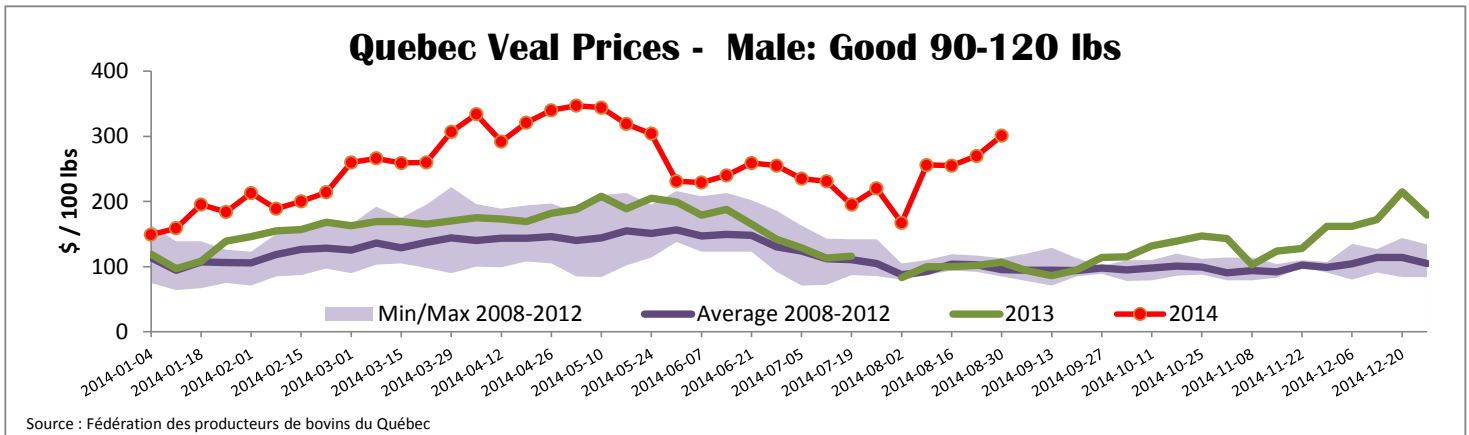
Federally Inspected Slaughter									
	Weekly			Year to date			Carcass Weight (lbs - January - July)		
	2014	2013	% chg	2014	2013	% chg	2014	2013	% chg
Ontario	447	554	-19.3 %	17 827	20 566	-13.3 %	367	365	0.5 %
Quebec / Atlantic	3 497	3 701	-5.5 %	120 175	122 292	-1.7 %	300	304	-1.3 %
<b>Canada</b>	<b>3 944</b>	<b>4 255</b>	<b>-7.3 %</b>	<b>138 002</b>	<b>142 858</b>	<b>-3.4 %</b>	<b>309</b>	<b>313</b>	<b>-1.3 %</b>

Source: Canadian Beef Grading Agency      Source: CFIA

Exports					Imports							
Total veal (tonnes)	Jan. 1 - July 31, 2014	2014			2013			Total veal (tonnes)	Jan. 1 - Aug. 30, 2014	2014		
		2014	2013	% chg	2014	2013	% chg			2014	2013	% chg
United States		1 009	1 000	0.9 %				899	650	38.4 %		
United Arab Emirates		46	62	-26.0 %				504	562	-10.3 %		
Taiwan		34	0	-				105	124	-		
Others		46	30	54.5 %				0	15	-		
<b>Total</b>		<b>1 135</b>	<b>1 093</b>	<b>3.9 %</b>				<b>1 508</b>	<b>1 351</b>	<b>11.7 %</b>		
Live calves (head)	Jan. 1 - July 31	1 329	35	-	For the period Jan. 1 - June 30			<b>2014</b>	<b>2013</b>			
					Live calves (head)			20 221	20 860			

Source: Statistics Canada      Source: CFIA





<b>United States</b>						
Week ending August 30, 2014						
<b>Federally Inspected Slaughter</b>				<b>Northeast and North Central U.S. Wholesale Price</b>		
	Weekly			Year to date		
	2014	2013	% chg	2014	2013	% chg
Milk-fed or nature *						
North East	2 813	3 476	-19.1 %	106 771	114 292	-6.6 %
North Central	1 656	2 684	-38.3 %	93 382	86 323	8.2 %
<b>Total</b>	<b>4 469</b>	<b>6 160</b>	<b>-27.5 %</b>	<b>200 153</b>	<b>200 615</b>	<b>-0.2 %</b>
Other calves	5 212	7 981	-34.7 %	190 977	280 679	-32.0 %
<b>Total</b>	<b>9 681</b>	<b>14 141</b>	<b>-31.5 %</b>	<b>391 130</b>	<b>481 294</b>	<b>-18.7 %</b>
				Source : USDA		
Production				<b>Pennsylvania Vintage Calf Auction</b>		
Calves (million lbs)	1.6	2.1	-23.8 %	63.4	72.1	-12.1 %
Live weight (lbs)	277	239	15.9 %			
Dressed weight (lbs)	164	140	17.1 %			
				Source : USDA		
<b>Northeast and North Central</b>				<b>Graded Holstein Bull Calves</b>		
(Veal Carcass, Hot Basis – Paid to Producer (Hide off, 255-315 lbs))				August 26, 2014		
* Special fed : milk fed, nature						
\$US / 100 lbs				\$/ 100 lbs		
				Min      Max		
Non-Packer Owned	Weighted Average Price			399.21	385.00	425.00
Packer Owned				422.08	410.00	425.00
Number 1	111-122 lbs			250.00	272.00	
	95-103 lbs			293.00	302.00	
	90 lbs			280.00	280.00	
Number 2	90-114 lbs			270.00	285.00	
	85 lbs			262.00	262.00	
Number 3	93-109 lbs			230.00	240.00	
	83 lbs			210.00	215.00	
	74 lbs			150.00	150.00	