



## Veal Supply at a Glance - Canada

For week ending October 4, 2014

Quebec Live Auction											
Dairy Calves	Number (head)	2014 Price ( \$ / 100 lbs)			Number (head)	2013 Price ( \$ / 100 lbs)			Volume (YTD) head		
		Average	Min	Max		Average	Min	Max	2014	2013	% chg
Male											
Good 90 -120 lbs	1 042	267.00	225.00	305.00	942	115.00	90.00	148.00	37 039	32 535	13.8 %
Good 121 - 140 lbs	170	263.00	230.00	295.00	158	120.00	100.00	140.00	7 469	7 837	-4.7 %
Average 90 - 140 lbs	549	214.00	150.00	255.00	469	83.00	50.00	115.00	18 553	16 614	11.7 %
Misc. - All weights	368	69.00	15.00	150.00	384	24.00	5.00	50.00	15 132	16 306	-7.2 %
Female											
Good 90 -120 lbs	106	268.00	205.00	390.00	51	96.00	70.00	145.00	4 739	3 385	40.0 %
A2 Grain fed veal calves (hide off)	1 239	316.90	n/a	n/a	1 453	224.50	n/a	n/a	50 594	54 330	-6.9 %
596 lbs live - (325-353 lbs hide off)											

Source: Fédération des producteurs de bovins du Québec

Ontario Live Auction											
	Number (head)	2014 Price ( \$ / 100 lbs)			Number (head)	2013 Price ( \$ / 100 lbs)			Volume (YTD) head		
		Average	Min	Max		Average	Min	Max	2014	2013	% chg
+ 600 lbs	571	157.10	141.58	171.97	505	121.92	107.39	137.01	23 273	22 007	5.8 %
451 - 600 lbs	32	145.19	120.75	165.28	59	111.38	94.31	121.34	1 528	1 642	-6.9 %
301 - 450 lbs	39	228.31	170.12	259.35	33	131.69	100.56	150.65	1 174	1 220	-3.8 %
126 - 300 lbs	129	206.04	150.64	266.82	132	84.79	59.34	109.60	4 858	5 431	-10.6 %
- 125 lbs	969	224.78	139.90	287.89	905	92.66	62.07	114.09	37 013	34 059	8.7 %

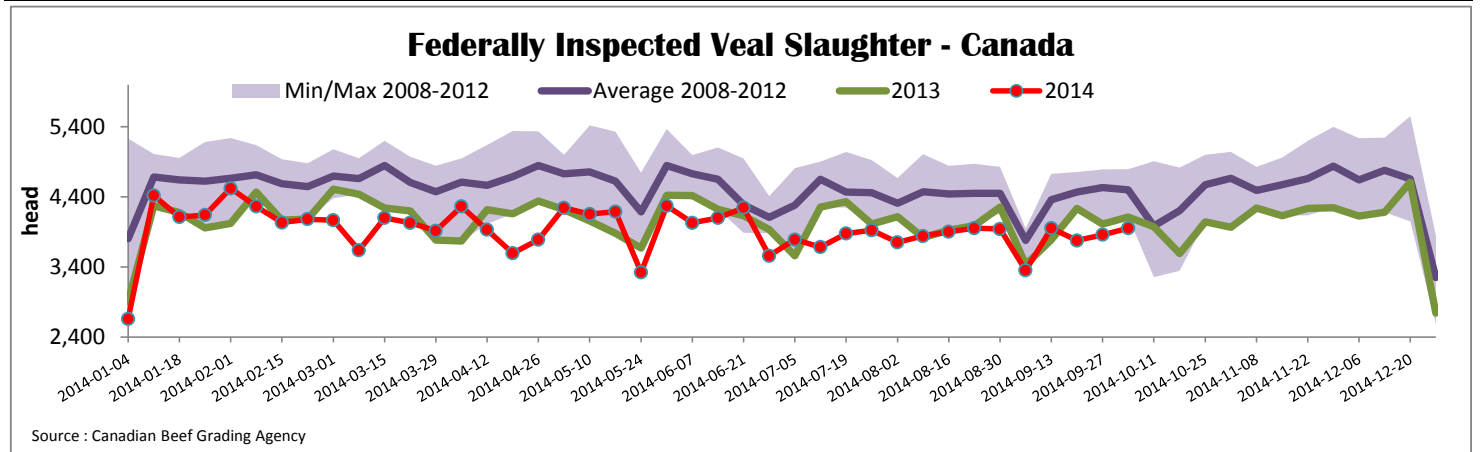
Source: Ontario Cattlemen's Association

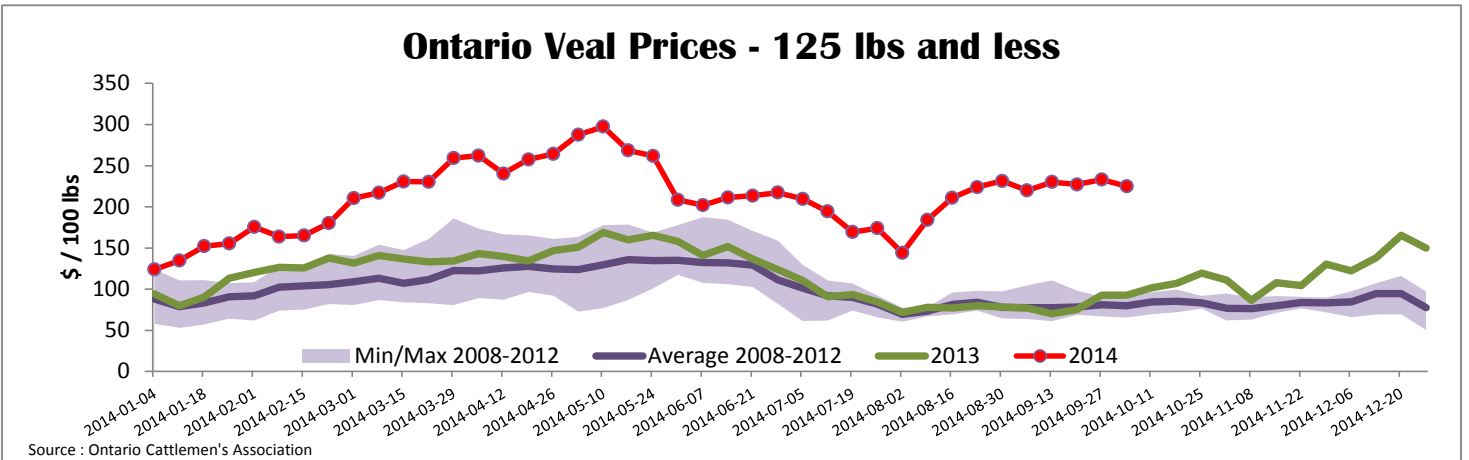
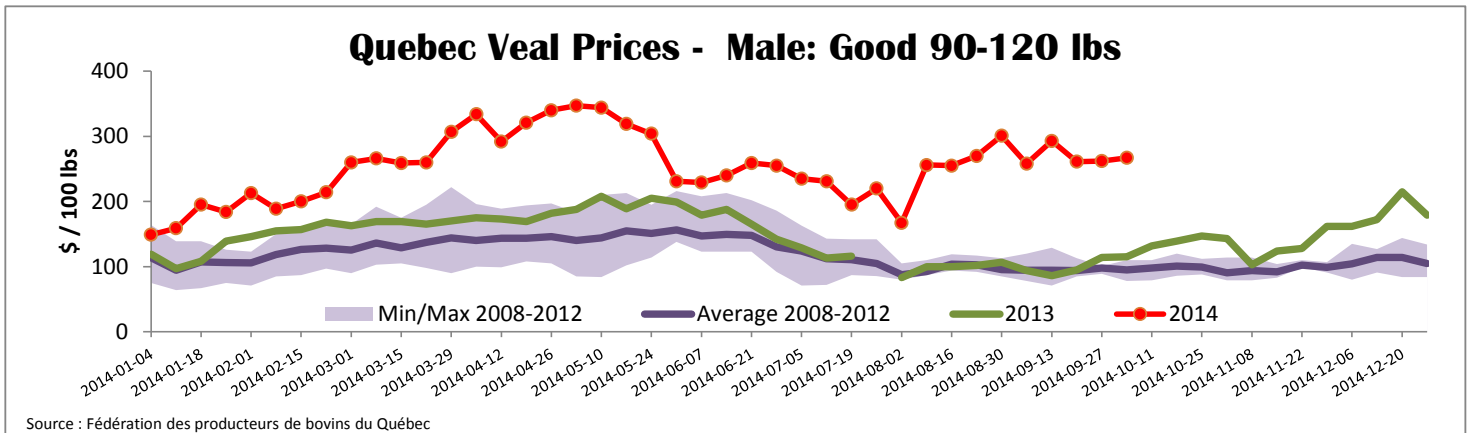
Federally Inspected Slaughter									
	Weekly			Year to date			Carcass Weight (lbs - January - Aug.)		
	2014	2013	% chg	2014	2013	% chg	2014	2013	% chg
Ontario	465	475	-2.1 %	19 994	23 229	-13.9 %	368	365	0.8 %
Quebec / Atlantic	3 491	3 639	-4.1 %	136 911	139 218	-1.7 %	300	302	-0.9 %
<b>Canada</b>	<b>3 956</b>	<b>4 114</b>	<b>-3.8 %</b>	<b>156 905</b>	<b>162 447</b>	<b>-3.4 %</b>	<b>309</b>	<b>311</b>	<b>-0.8 %</b>

Source: Canadian Beef Grading Agency      Source: CFIA

Exports					Imports				
Total veal (tonnes)	Jan. 1 - Aug. 31, 2014				Total veal (tonnes)	Jan. 1 - Oct. 4, 2014			
	2014	2013	% chg			2014	2013	% chg	
United States	1 183	1 155	2.4 %		United States	976	727	34.4 %	
United Arab Emirates	65	74	-12.3 %		Australia	693	613	13.1 %	
Taiwan	34	0	-		New Zealand	1 080	569	89.7 %	
Others	46	30	54.5 %		Others	0	15	-	
<b>Total</b>	<b>1 328</b>	<b>1 259</b>	<b>5.5 %</b>		<b>Total</b>	<b>2 749</b>	<b>1 924</b>	<b>42.9 %</b>	
Live calves (head)	Jan. 1 - Aug. 31				For the period Jan. 1 - Jul. 31				
	1 637	35	-		Live calves (head)	2014	2013		
						22 199	25 586		

Source: Statistics Canada      Source: CFIA





<b>United States</b>						
Week ending October 4, 2014						
<b>Federally Inspected Slaughter</b>				<b>Northeast and North Central U.S. Wholesale Price</b>		
	Weekly			Year to date		
	2014	2013	% chg	2014	2013	% chg
Milk-fed or nature *						
North East	2 511	3 381	-25.7 %	119 415	130 072	-8.2 %
North Central	2 205	2 653	-16.9 %	105 259	98 653	6.7 %
<b>Total</b>	<b>4 716</b>	<b>6 034</b>	<b>-21.8 %</b>	<b>224 674</b>	<b>228 725</b>	<b>-1.8 %</b>
Other calves	4 341	9 339	-53.5 %	215 212	326 802	-34.1 %
<b>Total</b>	<b>9 057</b>	<b>15 373</b>	<b>-41.1 %</b>	<b>439 886</b>	<b>555 527</b>	<b>-20.8 %</b>
Source : USDA						
Production				<b>Pennsylvania Vintage Calf Auction</b>		
Calves (million lbs)	1.7	2.0	-15.0 %	71.9	82.0	-12.3 %
Live weight (lbs)	286	235	21.7 %			
Dressed weight (lbs)	169	138	22.5 %			
Source : USDA						
<b>Northeast and North Central</b>				<b>Graded Holstein Bull Calves</b>		
(Veal Carcass, Hot Basis – Paid to Producer (Hide off, 255-315 lbs))				September 30, 2014		
* Special fed : milk fed, nature						
\$US / 100 lbs				Weighted Average Price	Min	Max
Non-Packer Owned				412.11	406.00	425.00
Packer Owned				435.28	425.00	440.00
				Number 1	121 lbs	355.00
					112-113 lbs	385.00
					90-103 lbs	410.00
				Number 2	114 lbs	412.00
					95-102 lbs	430.00
					84-90 lbs	422.00
				Number 3	96-108 lbs	380.00
					83-94 lbs	360.00
					74 lbs	325.00