



## Veal Supply at a Glance - Canada

For week ending October 25, 2014

Quebec Live Auction											
Dairy Calves	Number (head)	2014 Price ( \$ / 100 lbs)			Number (head)	2013 Price ( \$ / 100 lbs)			Volume (YTD) head		
		Average	Min	Max		Average	Min	Max	2014	2013	% chg
Male											
Good 90 -120 lbs	1 002	289.00	250.00	320.00	1007	147.00	128.00	170.00	39 815	35 328	12.7 %
Good 121 - 140 lbs	189	275.00	225.00	320.00	182	147.00	120.00	170.00	7 952	8 360	-4.9 %
Average 90 - 140 lbs	543	230.00	170.00	275.00	422	112.00	65.00	135.00	20 110	17 901	12.3 %
Misc. - All weights	583	65.00	10.00	165.00	360	29.00	15.00	55.00	16 818	17 411	-3.4 %
Female											
Good 90 -120 lbs	128	286.00	210.00	380.00	95	133.00	108.00	160.00	5 059	3 607	40.3 %
A2 Grain fed veal calves (hide off)	1 175	333.60	n/a	n/a	1 169	244.00	n/a	n/a	54 306	58 213	-6.7 %
596 lbs live - (325-353 lbs hide off)											

Source: Fédération des producteurs de bovins du Québec

Ontario Live Auction											
	Number (head)	2014 Price ( \$ / 100 lbs)			Number (head)	2013 Price ( \$ / 100 lbs)			Volume (YTD) head		
		Average	Min	Max		Average	Min	Max	2014	2013	% chg
+ 600 lbs	504	166.36	150.72	182.24	535	128.18	112.32	139.39	24 723	23 437	5.5 %
451 - 600 lbs	41	144.60	127.83	167.07	75	105.52	84.61	122.57	1 632	1 847	-11.6 %
301 - 450 lbs	54	233.82	142.78	291.71	57	103.96	74.23	125.47	1 319	1 382	-4.6 %
126 - 300 lbs	174	204.06	139.77	270.86	129	103.61	76.86	134.18	5 298	5 803	-8.7 %
- 125 lbs	931	234.34	145.50	296.40	966	119.64	70.37	146.92	39 787	36 607	8.7 %

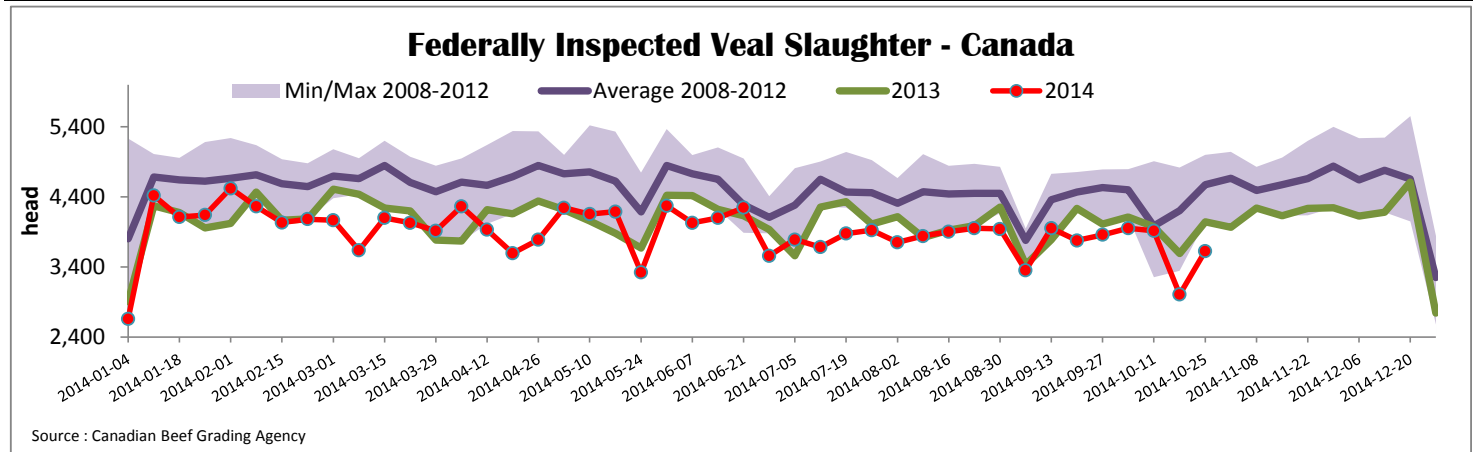
Source: Ontario Cattlemen's Association

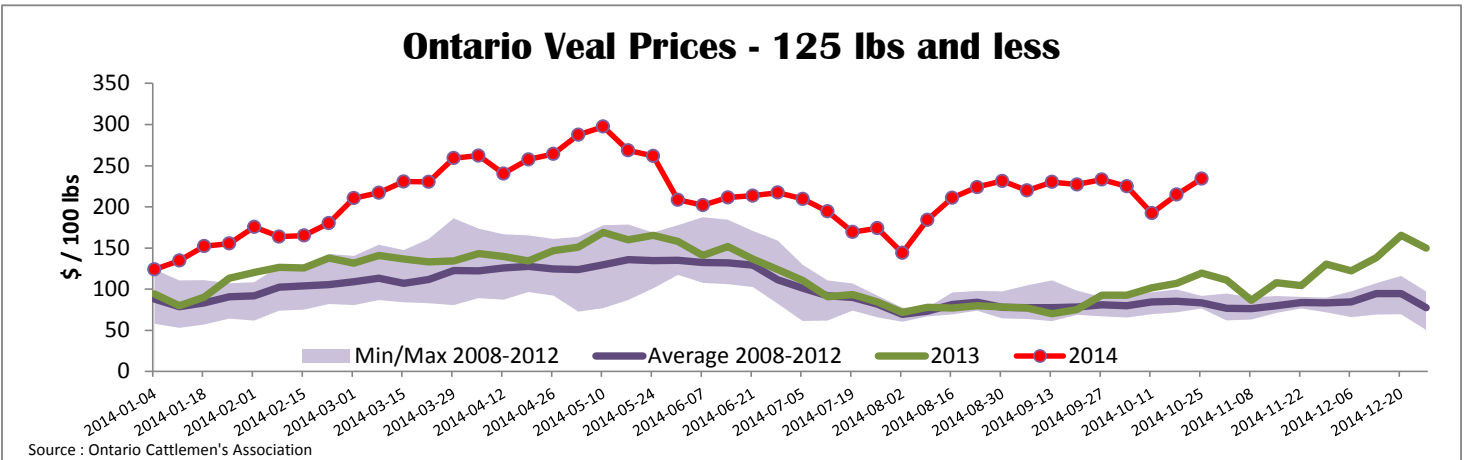
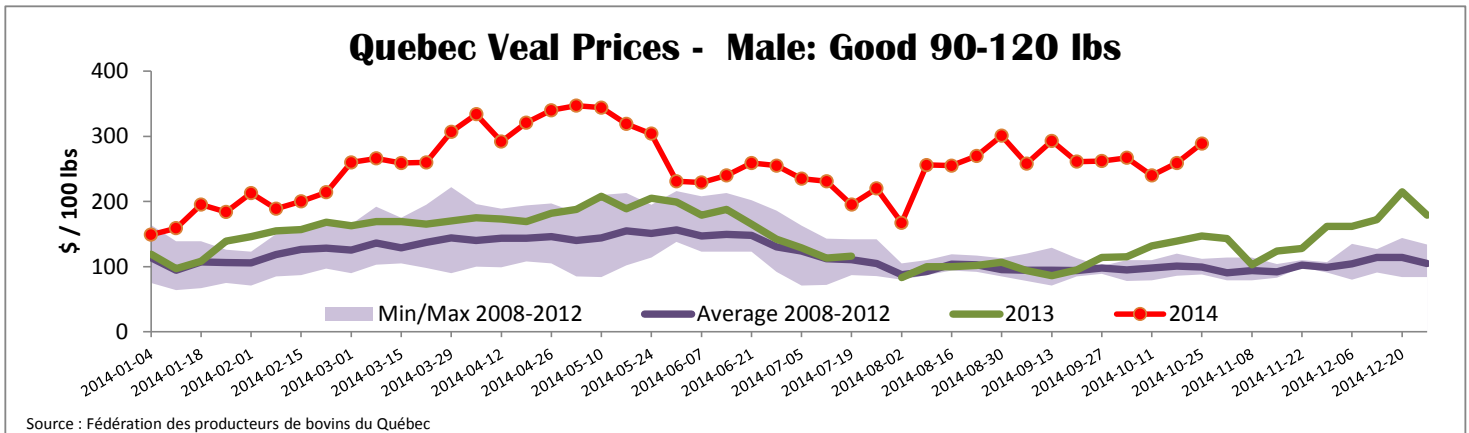
Federally Inspected Slaughter									
	Weekly			Year to date			Carcass Weight (lbs - January - Sept.)		
	2014	2013	% chg	2014	2013	% chg	2014	2013	% chg
Ontario	175	493	-64.5 %	20 670	24 696	-16.3 %	374	364	2.7 %
Quebec / Atlantic	3 453	3 554	-2.8 %	146 791	149 428	-1.8 %	300	301	-0.3 %
<b>Canada</b>	<b>3 628</b>	<b>4 047</b>	<b>-10.4 %</b>	<b>167 461</b>	<b>174 124</b>	<b>-3.8 %</b>	<b>310</b>	<b>310</b>	<b>0.0 %</b>

Source: Canadian Beef Grading Agency      Source: CFIA

Exports					Imports							
Total veal (tonnes)	Jan. 1 - Aug. 31, 2014	2014			2013			Total veal (tonnes)	Jan. 1 - Oct. 25, 2014	2014		
		2014	2013	% chg	2014	2013	% chg			2014	2013	% chg
United States		1 183	1 155	2.4 %				1022	792	29.2 %		
United Arab Emirates		65	74	-12.3 %				758	645	17.6 %		
Taiwan		34	0	-				1 423	691	105.9 %		
Others		46	30	54.5 %				0	15	-		
<b>Total</b>		<b>1 328</b>	<b>1 259</b>	<b>5.5 %</b>				<b>3 204</b>	<b>2 143</b>	<b>49.5 %</b>		
Live calves (head)	Jan. 1 - Aug. 31	1 637	35	-				For the period Jan. 1 - Aug. 31				
								Live calves (head)	2014	2013		
									24 134	28 185		

Source: Statistics Canada      Source: CFIA





<b>United States</b>																																														
Week ending October 25, 2014																																														
<b>Federally Inspected Slaughter</b>				<b>Northeast and North Central U.S. Wholesale Price</b>																																										
	Weekly			Year to date																																										
	2014	2013	% chg	2014	2013	% chg																																								
Milk-fed or nature *																																														
North East	2 808	3 504	-19.9 %	127 333	140 535	-9.4 %																																								
North Central	2 482	2 865	-13.4 %	113 012	107 222	5.4 %																																								
<b>Total</b>	<b>5 290</b>	<b>6 369</b>	<b>-16.9 %</b>	<b>240 345</b>	<b>247 757</b>	<b>-3.0 %</b>																																								
Other calves	3 961	8 051	-50.8 %	226 857	351 665	-35.5 %																																								
<b>Total</b>	<b>9 251</b>	<b>14 420</b>	<b>-35.8 %</b>	<b>467 202</b>	<b>599 422</b>	<b>-22.1 %</b>																																								
				Source : USDA																																										
Production				<b>Pennsylvania Vintage Calf Auction</b>																																										
Calves (million lbs)	1.7	2.2	-22.7 %	76.6	88.4	-13.3 %																																								
Live weight (lbs)	291	246	18.3 %																																											
Dressed weight (lbs)	173	145	19.3 %																																											
				Source : USDA																																										
<b>Northeast and North Central</b>				<b>Graded Holstein Bull Calves</b>																																										
(Veal Carcass, Hot Basis – Paid to Producer (Hide off, 255-315 lbs))				October 21, 2014																																										
* Special fed : milk fed, nature																																														
\$US / 100 lbs				Weighted Average Price	Min	Max																																								
Non-Packer Owned				422.41	416.00	430.00																																								
Packer Owned				432.07	415.00	435.00																																								
				<table border="1" style="width: 100%; border-collapse: collapse;"> <thead> <tr> <th></th> <th>\$ / 100 lbs</th> <th>Min</th> <th>Max</th> </tr> </thead> <tbody> <tr> <td>Number 1</td> <td>123 lbs</td> <td>320.00</td> <td>320.00</td> </tr> <tr> <td></td> <td>90-113 lbs</td> <td>380.00</td> <td>415.00</td> </tr> <tr> <td>Number 2</td> <td>113-115 lbs</td> <td>385.00</td> <td>387.00</td> </tr> <tr> <td></td> <td>102 lbs</td> <td>410.00</td> <td>417.00</td> </tr> <tr> <td></td> <td>90-95 lbs</td> <td>430.00</td> <td>440.00</td> </tr> <tr> <td></td> <td>84 lbs</td> <td>465.00</td> <td>465.00</td> </tr> <tr> <td>Number 3</td> <td>109 lbs</td> <td>370.00</td> <td>370.00</td> </tr> <tr> <td></td> <td>83-96 lbs</td> <td>405.00</td> <td>430.00</td> </tr> <tr> <td></td> <td>73 lbs</td> <td>300.00</td> <td>300.00</td> </tr> </tbody> </table>				\$ / 100 lbs	Min	Max	Number 1	123 lbs	320.00	320.00		90-113 lbs	380.00	415.00	Number 2	113-115 lbs	385.00	387.00		102 lbs	410.00	417.00		90-95 lbs	430.00	440.00		84 lbs	465.00	465.00	Number 3	109 lbs	370.00	370.00		83-96 lbs	405.00	430.00		73 lbs	300.00	300.00
	\$ / 100 lbs	Min	Max																																											
Number 1	123 lbs	320.00	320.00																																											
	90-113 lbs	380.00	415.00																																											
Number 2	113-115 lbs	385.00	387.00																																											
	102 lbs	410.00	417.00																																											
	90-95 lbs	430.00	440.00																																											
	84 lbs	465.00	465.00																																											
Number 3	109 lbs	370.00	370.00																																											
	83-96 lbs	405.00	430.00																																											
	73 lbs	300.00	300.00																																											