



## Veal Supply at a Glance - Canada

For week ending November 1, 2014

Quebec Live Auction											
Dairy Calves	2014				2013				Volume (YTD)		
	Number (head)	Price ( \$ / 100 lbs)			Number (head)	Price ( \$ / 100 lbs)			head		
Male	Average	Min	Max	Average	Min	Max	2014	2013	% chg		
Good 90 -120 lbs	997	273.00	235.00	300.00	879	143.00	120.00	164.00	40 812	36 207	12.7 %
Good 121 - 140 lbs	161	263.00	230.00	300.00	183	144.00	125.00	162.00	8 113	8 543	-5.0 %
Average 90 - 140 lbs	481	205.00	130.00	255.00	479	105.00	65.00	135.00	20 591	18 380	12.0 %
Misc. - All weights	688	64.00	15.00	150.00	486	28.00	15.00	50.00	17 506	17 897	-2.2 %
<b>Female</b>											
Good 90 -120 lbs	104	260.00	100.00	320.00	92	126.00	85.00	160.00	5 163	3 699	39.6 %
A2 Grain fed veal calves (hide off)	1 145	327.00	n/a	n/a	1 259	243.70	n/a	n/a	55 451	59 472	-6.8 %
596 lbs live - (325-353 lbs hide off)											

Source: Fédération des producteurs de bovins du Québec

Ontario Live Auction											
	2014				2013				Volume (YTD)		
	Number (head)	Price ( \$ / 100 lbs)			Number (head)	Price ( \$ / 100 lbs)			head		
	Average	Min	Max	Average	Min	Max	2014	2013	% chg		
+ 600 lbs	380	175.10	148.37	192.99	436	125.14	111.07	134.45	25 103	23 873	5.2 %
451 - 600 lbs	71	176.74	153.39	192.13	62	107.01	88.19	124.20	1 703	1 909	-10.8 %
301 - 450 lbs	69	232.74	185.64	290.26	51	119.23	93.88	144.74	1 388	1 433	-3.1 %
126 - 300 lbs	135	204.67	127.44	285.81	151	107.72	81.83	141.79	5 433	5 954	-8.8 %
- 125 lbs	1 094	221.88	152.94	275.00	881	111.09	72.54	139.20	40 881	37 488	9.1 %

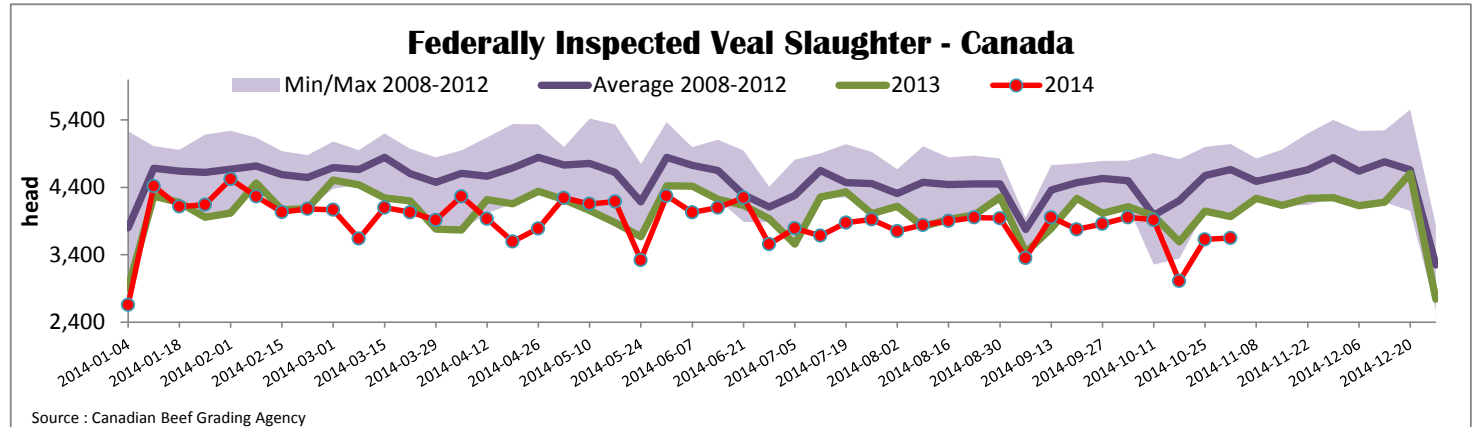
Source: Ontario Cattlemen's Association

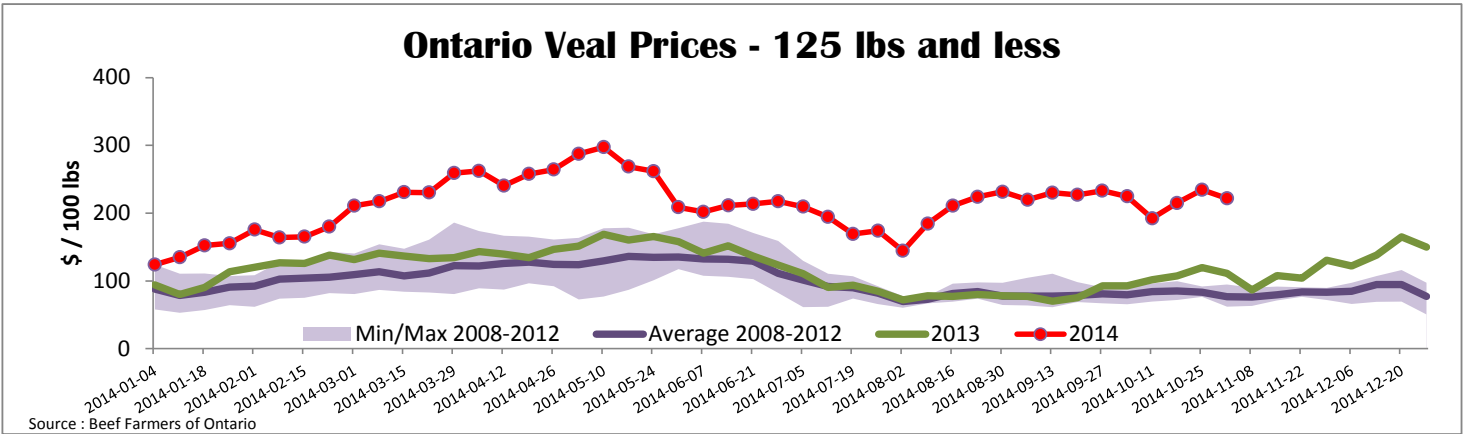
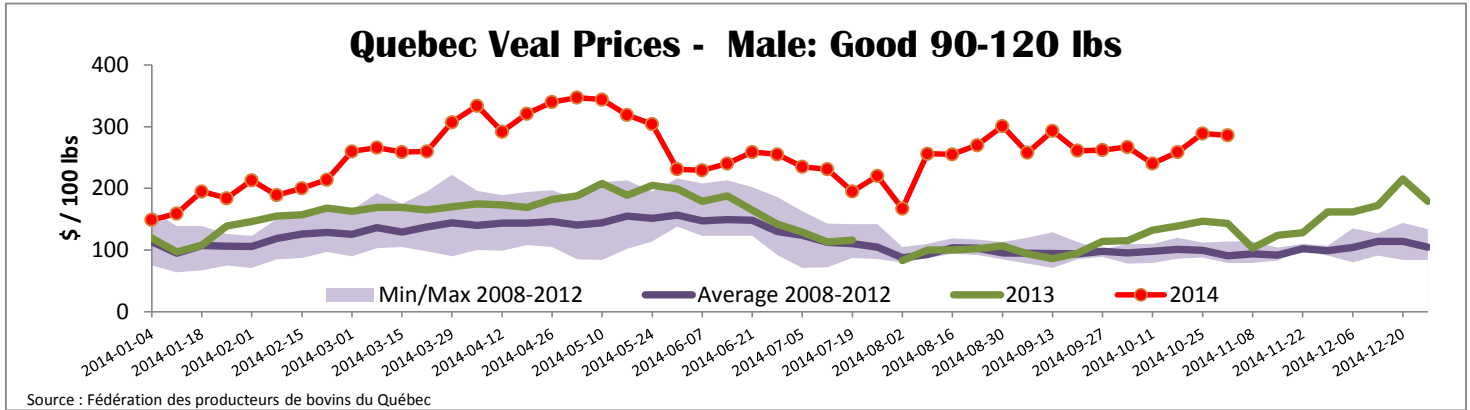
Federally Inspected Slaughter									
	Weekly			Year to date			Carcass Weight (lbs - January - Sept.)		
	2014	2013	% chg	2014	2013	% chg	2014	2013	% chg
Ontario	174	375	-53.6 %	20 844	25 071	-16.9 %	374	364	2.7 %
Quebec / Atlantic	3 476	3 594	-3.3 %	150 755	153 022	-1.5 %	300	301	-0.3 %
<b>Canada</b>	<b>3 650</b>	<b>3 969</b>	<b>-8.0 %</b>	<b>171 599</b>	<b>178 093</b>	<b>-3.6 %</b>	<b>310</b>	<b>310</b>	<b>0.0 %</b>

Source: Canadian Beef Grading Agency

Exports					Imports				
Total veal (tonnes)	Jan. 1 - Sept. 30, 2014				Total veal (tonnes)	Jan. 1 - Nov. 1, 2014			
	2014	2013	% chg			2014	2013	% chg	
United States	1 366	1 304	4.8 %		United States	1047	814	28.6 %	
United Arab Emirates	79	83	-4.6 %		Australia	777	679	14.5 %	
Taiwan	34	0	-		New Zealand	1 438	821	75.2 %	
Others	46	48	-4.4 %		Others	0	15	-	
<b>Total</b>	<b>1 526</b>	<b>1 435</b>	<b>6.3 %</b>		<b>Total</b>	<b>3 262</b>	<b>2 329</b>	<b>40.1 %</b>	
Live calves (head)	Jan. 1 - Sept. 30				For the period Jan. 1 - Aug. 31				
	2 090	44	-			2014	2013		
						24 134	28 185		

Source: Statistics Canada





<b>United States</b>											
Week ending November 1, 2014											
Federally Inspected Slaughter							Northeast and North Central U.S. Wholesale Price				
	Weekly			Year to date			\$/100 lbs	Simple avg	Min	Max	
	2014	2013	% chg	2014	2013	% chg					
Milk-fed or nature *							307 Rack, Ribeye, Boneless	2 750.00	2 750.00	2 750.00	
North East	2 992	3 610	-17.1 %	130 325	144 146	-9.6 %	332 Loin, Trimmed 4x4	722.50	650.00	795.00	
North Central	2 759	3 011	-8.4 %	115 771	110 233	5.0 %	1336 Leg slice, Retail	1 075.00	875.00	1 275.00	
<b>Total</b>	<b>5 751</b>	<b>6 621</b>	<b>-13.1 %</b>	<b>246 096</b>	<b>254 379</b>	<b>-3.3 %</b>	1312 Osso Buco, Foreshank	1 037.50	800.00	1 275.00	
Other calves	3 732	8 676	-57.0 %	230 589	360 340	-36.0 %	Shoulder Clod, Chuck	664.00	568.00	760.00	
<b>Total</b>	<b>9 483</b>	<b>15 297</b>	<b>-38.0 %</b>	<b>476 685</b>	<b>614 719</b>	<b>-22.5 %</b>					
							Source : USDA				
Production							<b>Pennsylvania Vintage Calf Auction</b>				
Calves (million lbs)	1.8	2.2	-18.2 %	78.4	90.6	-13.5 %	Graded Holstein Bull Calves      October 28, 2014				
Live weight (lbs)	298	249	19.7 %				\$/ 100 lbs      Min      Max				
Dressed weight (lbs)	177	147	20.4 %								
Source : USDA											
<b>Northeast and North Central</b>							Number 1	122 lbs		327.00	327.00
(Veal Carcass, Hot Basis – Paid to Producer (Hide off, 255-315 lbs))								113 lbs		355.00	367.00
* Special fed : milk fed, nature								95 - 102 lbs		398.00	412.00
\$US / 100 lbs											
Weighted Average Price      Min      Max							Number 2	112 - 113 lbs		350.00	367.00
Non-Packer Owned								83 - 102 lbs		375.00	407.00
							Number 3	109 lbs		340.00	340.00
Packer Owned								83-96 lbs		367.00	390.00
								73 lbs		305.00	305.00