



## Veal Supply at a Glance - Canada

For week ending November 15, 2014

Quebec Live Auction											
Dairy Calves	2014				2013				Volume (YTD)		
	Number (head)	Price ( \$ / 100 lbs)			Number (head)	Price ( \$ / 100 lbs)			head		
Male	Average	Min	Max	Average	Min	Max	2014	2013	% chg		
Good 90 -120 lbs	1 256	335.00	280.00	395.00	929	139.00	118.00	160.00	43 196	38 003	13.7 %
Good 121 - 140 lbs	206	333.00	280.00	380.00	191	140.00	122.00	156.00	8 473	8 900	-4.8 %
Average 90 - 140 lbs	368	251.00	160.00	330.00	470	106.00	70.00	130.00	21 513	19 336	11.3 %
Misc. - All weights	431	83.00	15.00	190.00	440	35.00	15.00	80.00	18 404	18 973	-3.0 %
<b>Female</b>											
Good 90 -120 lbs	137	342.00	250.00	510.00	99	124.00	100.00	150.00	5 422	3 870	40.1 %
A2 Grain fed veal calves (hide off)	1 165	339.60	n/a	n/a	1 163	248.00	n/a	n/a	57 833	61 838	-6.5 %
596 lbs live - (325-353 lbs hide off)											

Source: Fédération des producteurs de bovins du Québec

Ontario Live Auction											
+ 600 lbs	2014				2013				Volume (YTD)		
	Number (head)	Price ( \$ / 100 lbs)			Number (head)	Price ( \$ / 100 lbs)			head		
	Average	Min	Max	Average	Min	Max	2014	2013	% chg		
+ 600 lbs	464	180.06	162.53	194.87	517	129.85	112.90	142.57	26 096	24 807	5.2 %
451 - 600 lbs	41	154.58	133.76	172.53	68	105.70	85.46	117.79	1 778	2 036	-12.7 %
301 - 450 lbs	39	193.50	153.06	235.14	37	131.06	90.00	172.72	1 453	1 500	-3.1 %
126 - 300 lbs	128	244.92	174.32	315.44	113	100.93	72.29	130.70	5 675	6 160	-7.9 %
- 125 lbs	992	278.08	206.25	337.01	908	107.68	67.66	135.11	42 857	39 227	9.3 %

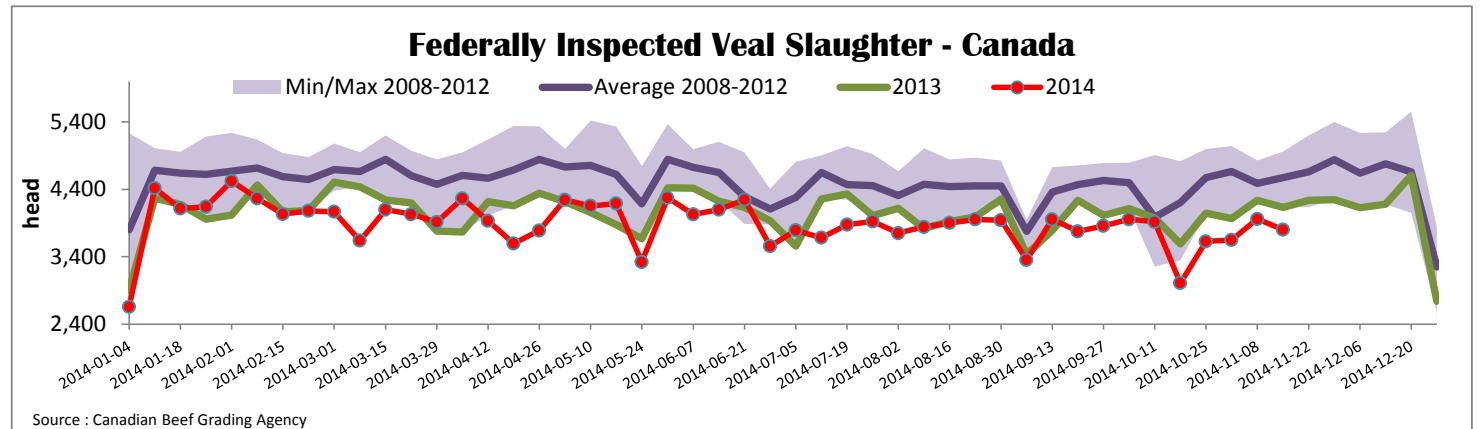
Source: Ontario Cattlemen's Association

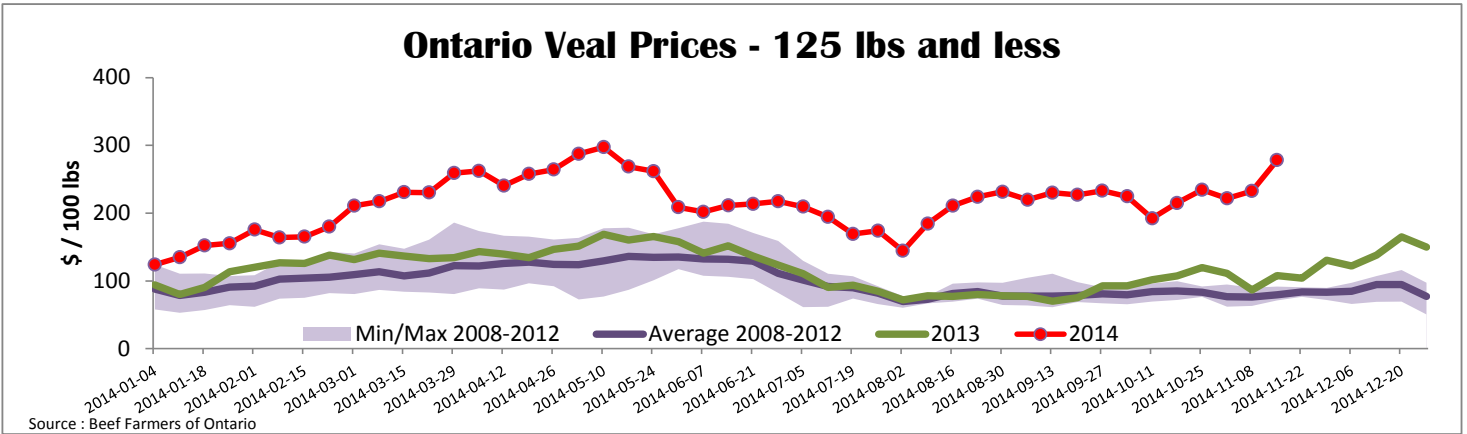
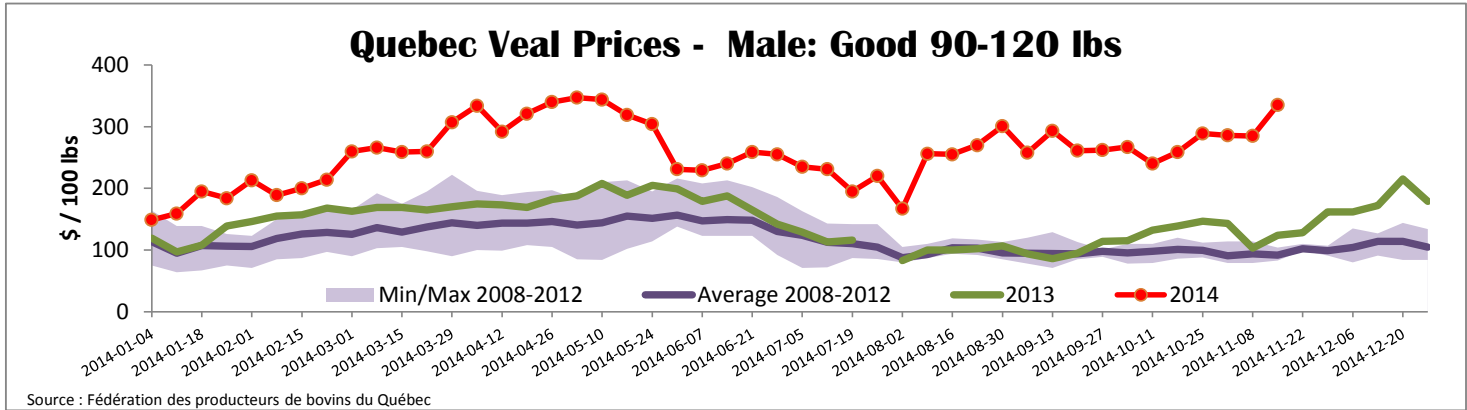
Federally Inspected Slaughter									
	Weekly			Year to date			Carcass Weight (lbs - January - Sept.)		
	2014	2013	% chg	2014	2013	% chg	2014	2013	% chg
Ontario	169	469	-64.0 %	21 202	26 048	-18.6 %	374	364	2.7 %
Quebec / Atlantic	3 634	3 665	-0.8 %	158 162	160 419	-1.4 %	300	301	-0.3 %
<b>Canada</b>	<b>3 803</b>	<b>4 134</b>	<b>-8.0 %</b>	<b>179 364</b>	<b>186 467</b>	<b>-3.8 %</b>	<b>310</b>	<b>310</b>	<b>0.0 %</b>

Source: Canadian Beef Grading Agency      Source: CFIA

Exports					Imports				
Total veal (tonnes)	Jan. 1 - Sept. 30, 2014				Total veal (tonnes)	Jan. 1 - Nov. 15, 2014			
	2014	2013	% chg			2014	2013	% chg	
United States	1 366	1 304	4.8 %		United States	1 113	845	31.7 %	
United Arab Emirates	79	83	-4.6 %		Australia	840	706	19.1 %	
Taiwan	34	0	-		New Zealand	1 607	893	80.0 %	
Others	46	48	-4.4 %		Others	0	15	-	
<b>Total</b>	<b>1 526</b>	<b>1 435</b>	<b>6.3 %</b>		<b>Total</b>	<b>3 560</b>	<b>2 459</b>	<b>44.8 %</b>	
Live calves (head)	Jan. 1 - Sept. 30				For the period Jan. 1 - Sept. 30				
	2 090	44	-			2014	2013		
						26 601	30 493		

Source: Statistics Canada      Source: CFIA





<b>United States</b>											
Week ending November 15, 2014											
Federally Inspected Slaughter					Northeast and North Central U.S. Wholesale Price						
	Weekly			Year to date			\$/100 lbs	Simple avg	Min	Max	
	2014	2013	% chg	2014	2013	% chg					
Milk-fed or nature *							307 Rack, Ribeye, Boneless	2 750.00	2 750.00	2 750.00	
North East	2 655	3 386	-21.6 %	135 562	150 924	-10.2 %	332 Loin, Trimmed 4x4	722.50	650.00	795.00	
North Central	2 629	3 065	-14.2 %	121 101	116 520	3.9 %	1336 Leg slice, Retail	1 095.00	890.00	1 300.00	
<b>Total</b>	<b>5 284</b>	<b>6 451</b>	<b>-18.1 %</b>	<b>256 663</b>	<b>267 444</b>	<b>-4.0 %</b>	1312 Osso Buco, Foreshank	1 037.50	800.00	1 275.00	
Other calves	3 444	7 773	-55.7 %	238 306	376 737	-36.7 %	Shoulder Clod, Chuck	671.50	568.00	775.00	
<b>Total</b>	<b>8 728</b>	<b>14 224</b>	<b>-38.6 %</b>	<b>494 969</b>	<b>644 181</b>	<b>-23.2 %</b>					
							Source : USDA				
Production							<b>Pennsylvania Vintage Calf Auction</b>				
Calves (million lbs)	1.8	2.1	-14.3 %	82.0	94.8	-13.5 %	Graded Holstein Bull Calves				
Live weight (lbs)	308	261	18.0 %				November 11, 2014				
Dressed weight (lbs)	182	153	19.0 %				\$/ 100 lbs      Min      Max				
							Number 1	123 lbs		380.00	380.00
								95 - 112 lbs		482.00	507.00
							Number 2	113 - 114 lbs		482.00	499.00
								95 - 103 lbs		507.00	515.00
								90 lbs		535.00	535.00
								84 lbs		455.00	455.00
							Number 3	108 - 110 lbs		380.00	392.00
								94 - 96 lbs		430.00	440.00
								83 lbs		415.00	417.00
								75 lbs		355.00	355.00