



Veal Supply at a Glance - Canada

For week ending December 27, 2014

Quebec Live Auction											
	2014				2013				Volume (YTD)		
	Number (head)	Price (\$ / 100 lbs)			Number (head)	Price (\$ / 100 lbs)			head		
Dairy Calves											
Male											
Good 90 -120 lbs	730	345.00	320.00	380.00	437	179.00	160.00	206.00	49 536	43 003	15.2 %
Good 121 - 140 lbs	122	346.00	310.00	375.00	88	168.00	150.00	195.00	9 508	9 878	-3.7 %
Average 90 - 140 lbs	362	262.00	180.00	325.00	239	131.00	80.00	165.00	24 084	21 930	9.8 %
Misc. - All weights	276	79.00	15.00	150.00	197	31.00	15.00	70.00	20 477	21 645	-5.4 %
Female											
Good 90 -120 lbs	74	333.00	300.00	380.00	49	161.00	120.00	200.00	6 201	4 298	44.3 %
A2 Grain fed veal calves (hide off)	872	272.10	n/a	n/a	1 213	210.76	n/a	n/a	65 596	69 389	-5.5 %
596 lbs live - (325-353 lbs hide off)											

Source: Fédération des producteurs de bovins du Québec

Ontario Live Auction											
	2014				2013				Volume (YTD)		
	Number (head)	Price (\$ / 100 lbs)			Number (head)	Price (\$ / 100 lbs)			head		
+ 600 lbs	154	165.43	148.90	179.79	70	132.84	127.76	139.94	28 729	27 343	5.1 %
451 - 600 lbs	31	142.90	131.90	152.32	6	101.00	97.17	104.83	2 073	2 376	-12.8 %
301 - 450 lbs	15	125.79	106.93	138.53	6	66.83	61.00	74.67	1 727	1 761	-1.9 %
126 - 300 lbs	62	213.17	106.98	327.66	32	141.08	106.50	173.88	6 475	6 888	-6.0 %
- 125 lbs	524	302.70	246.17	385.14	510	149.84	82.78	186.94	48 217	44 868	7.5 %

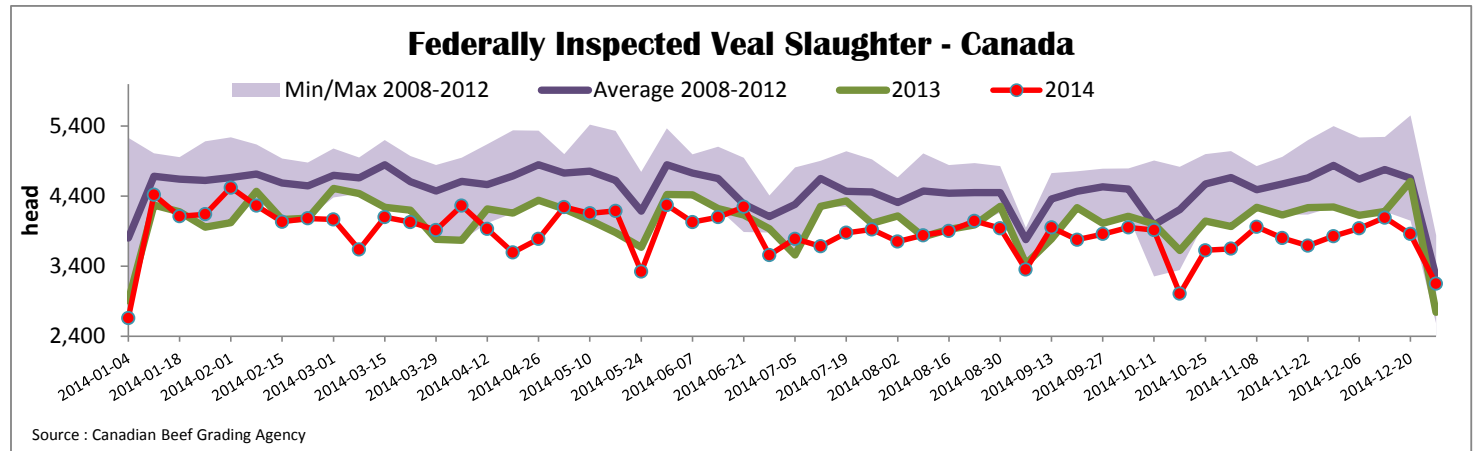
Source: Ontario Cattlemen's Association

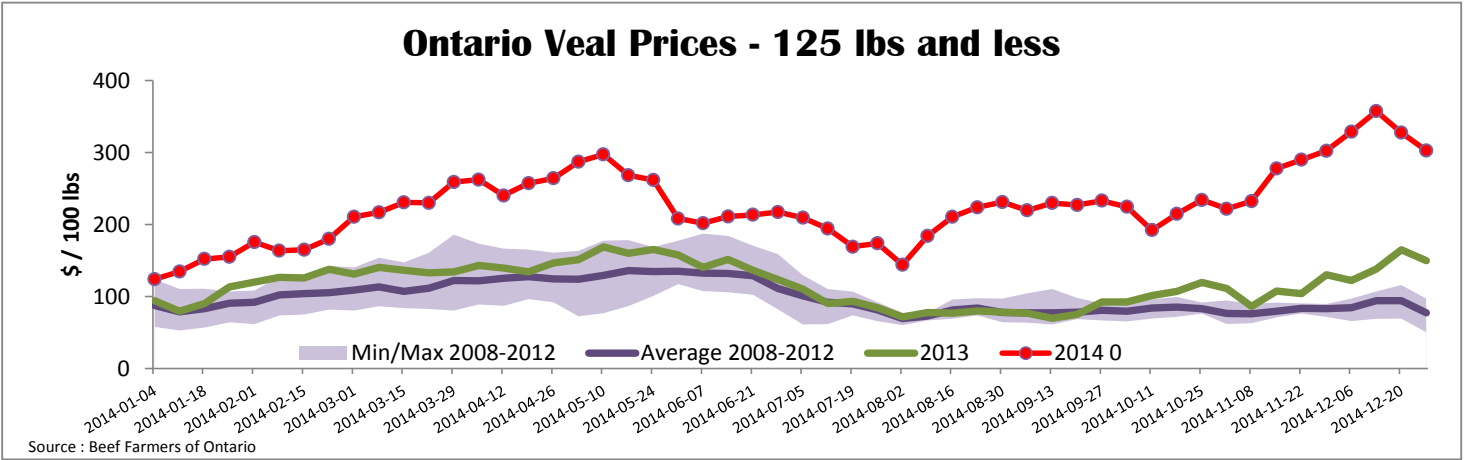
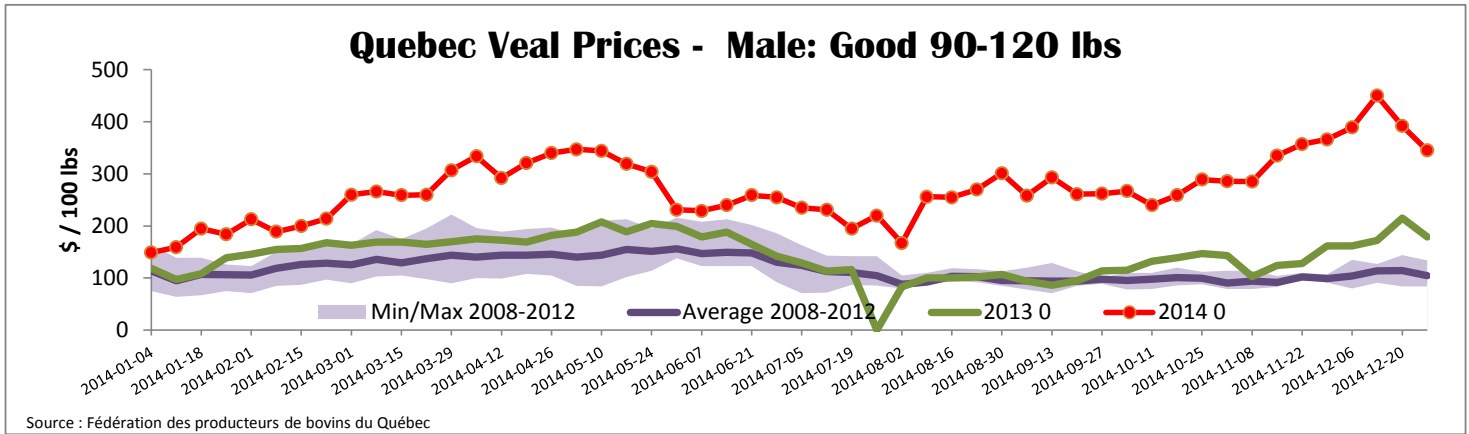
Federally Inspected Slaughter									
	Weekly			Year to date			Carcass Weight (lbs - January - Nov.)		
	2014	2013	% chg	2014	2013	% chg	2014	2013	% chg
Ontario	310	268	15.7 %	22 524	28 674	-21.4 %	373	364	2.7 %
Quebec / Atlantic	2 842	2 475	14.8 %	179 409	181 941	-1.4 %	314	300	4.6 %
Canada	3 152	2 743	14.9 %	201 933	210 615	-4.1 %	323	309	4.6 %

Source: Canadian Beef Grading Agency Source: CFIA

Exports					Imports					
	Jan. 1 - Nov. 30, 2014	2014			2013			Jan. 1 - Dec. 27, 2014		
		2014	2013	% chg	2014	2013	% chg	2014	2013	% chg
Total veal (tonnes)										
United States		1 589	1 475	7.7 %		1 159	923	25.6 %		
United Arab Emirates		118	109	8.5 %		987	756	30.6 %		
Taiwan		34	0	-		1 705	933	82.6 %		
Others		46	49	-5.2 %		0	15	-		
Total		1 787	1 633	9.4 %		3 851	2 627	46.6 %		
Live calves (head)	Jan. 1 - Nov. 30	2 695	44	-	For the period Jan. 1 - Oct. 31	2014	2013			
					Live calves (head)	28 504	32 707			

Source: Statistics Canada Source: CFIA





United States												
Week ending December 27, 2014												
Federally Inspected Slaughter					Northeast and North Central U.S. Wholesale Price							
	Weekly			Year to date			\$/100 lbs		Simple avg		Min	Max
	2014	2013	% chg	2014	2013	% chg						
Milk-fed or nature *							307 Rack, Ribeye, Boneless	2 750.00	2 750.00	2 750.00		
North East	2 177	2 931	-25.7 %	151 097	171 920	-12.1 %	332 Loin, Trimmed 4x4	722.50	650.00	795.00		
North Central	1 705	2 676	-36.3 %	134 810	135 376	-0.4 %	1336 Leg slice, Retail	1 120.00	890.00	1 350.00		
Total	3 882	5 607	-30.8 %	285 907	307 296	-7.0 %	1312 Osso Buco, Fore Shank	962.50	650.00	1 275.00		
Other calves	5 930	10 178	-41.7 %	263 771	425 348	-38.0 %	Shoulder Clod, Chuck	721.50	593.00	850.00		
Total	9 812	15 785	-37.8 %	549 678	732 644	-25.0 %						
Source : USDA												
Production												
Calves (million lbs)	1.2	1.8	-33.3 %	91.0	107.7	-15.5 %						
Live weight (lbs)	303	245	23.7 %									
Dressed weight (lbs)	180	145	24.1 %									
Source : USDA												
Northeast and North Central												
(Veal Carcass, Hot Basis – Paid to Producer (Hide off, 255-315 lbs))												
* Special fed : milk fed, nature												
\$US / 100 lbs												
			Weighted Average Price			Min		Max				
Non-Packer Owned				430.00	425.00	440.00						
Packer Owned				435.00	435.00	435.00						
* Due to US Thanksgiving US data is delayed												
This report is not available for Dec 23, 2014												
Pennsylvania Vintage Calf Auction												
Graded Holstein Bull Calves												
December 16, 2014												
			\$/ 100 lbs		Min		Max					
Number 1	110-120 lbs				377.00		425.00					
	95-105 lbs				475.00		510.00					
Number 2	110-120 lbs				425.00		425.00					
	85-110 lbs				400.00		500.00					
Number 3	75-110 lbs				400.00		450.00					