



## Veal Supply at a Glance - Canada

For week ending May 23, 2015

Quebec Live Auction											
Dairy Calves	Number (head)	2015 Price ( \$ / 100 lbs)			Number (head)	2014 Price ( \$ / 100 lbs)			Volume (YTD) head		
		Average	Min	Max		Average	Min	Max	2015	2014	% chg
Male											
Good 90 -120 lbs	937	516.00	490.00	550.00	818	304.00	280.00	345.00	21 186	18 967	11.7 %
Good 121 - 140 lbs	189	486.00	400.00	525.00	158	292.00	250.00	345.00	4 133	4 129	0.1 %
Average 90 - 140 lbs	340	420.00	260.00	495.00	556	241.00	150.00	285.00	9 931	8 899	11.6 %
Misc. - All weights	171	192.00	10.00	410.00	334	125.00	20.00	210.00	6 052	6 645	-8.9 %
Female											
Good 90 -120 lbs	123	485.00	435.00	550.00	141	304.00	250.00	400.00	2 612	2 329	12.2 %
A2 Grain fed veal calves (hide off)	1 347	310.70	n/a	n/a	1 207	223.80	n/a	n/a	29 582	27 647	7.0 %
596 lbs live - (325-353 lbs hide off)											

Source: Fédération des producteurs de bovins du Québec

Ontario Live Auction											
	Number (head)	2015 Price ( \$ / 100 lbs)			Number (head)	2014 Price ( \$ / 100 lbs)			Volume (YTD) head		
		Average	Min	Max		Average	Min	Max	2015	2014	% chg
+ 600 lbs	644	146.51	132.49	163.36	574	113.91	104.00	129.78	11 630	11 498	1.1 %
451 - 600 lbs	21	154.26	142.71	170.95	32	107.79	95.59	118.56	691	860	-19.7 %
301 - 450 lbs	25	251.35	201.68	287.56	43	171.90	121.53	201.92	629	738	-14.8 %
126 - 300 lbs	133	382.68	258.93	499.89	104	227.22	149.69	298.63	2 626	2 545	3.2 %
- 125 lbs	1 031	441.47	318.93	520.83	948	261.82	200.32	315.67	19 299	18 029	7.0 %

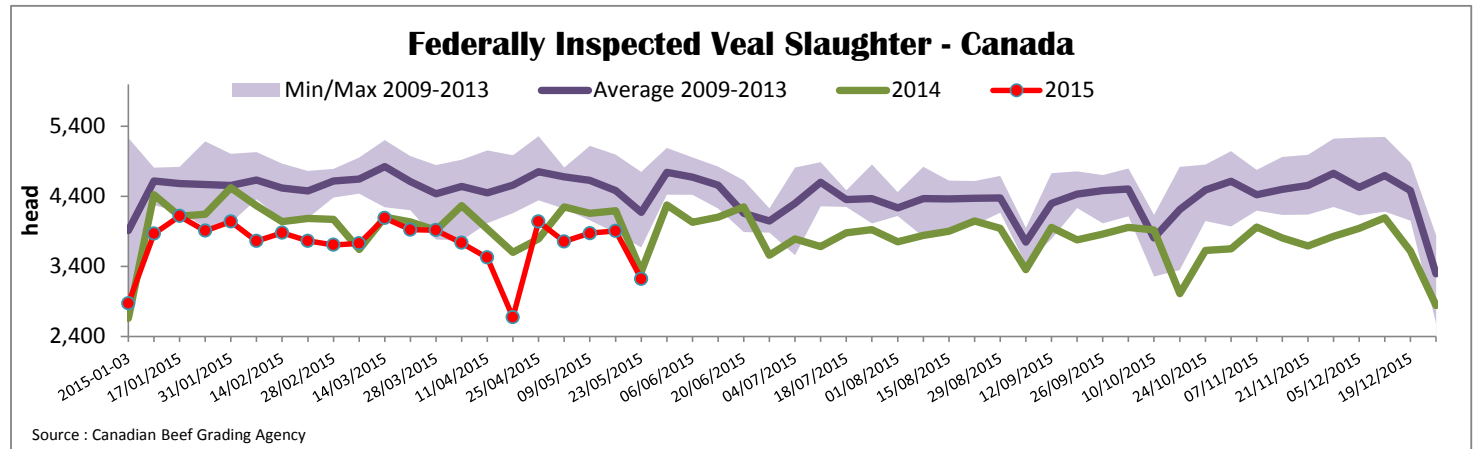
Source: Beef Farmers of Ontario

Federally Inspected Slaughter									
	Weekly			Year to date			Carcass Weight (lbs - Jan-April)		
	2015	2014	% chg	2015	2014	% chg	2015	2014	% chg
Ontario	273	422	-35.3 %	6 404	10 670	-40.0 %	356	365	-2.5 %
Quebec / Atlantic	2 947	2 902	1.6 %	71 876	72 840	-1.3 %	339	304	11.5 %
<b>Canada</b>	<b>3 220</b>	<b>3 324</b>	<b>-3.1 %</b>	<b>78 280</b>	<b>83 510</b>	<b>-6.3 %</b>	<b>341</b>	<b>312</b>	<b>9.3 %</b>

Source: Canadian Beef Grading Agency      Source: CFIA

Exports					Imports					
Total veal (tonnes)	Jan. 1 - March 31, 2015	2015			2014			Jan. 1 - March 31, 2015		
		2015	2014	% chg	2015	2014	% chg	2015	2014	% chg
United States		540	322	67.6 %				255	74	245.1 %
United Arab Emirates		47	26	79.8 %				49	78	-36.9 %
Others		1	15	-				13	105	-87.7 %
<b>Total</b>		<b>588</b>	<b>363</b>	<b>61.8 %</b>				<b>317</b>	<b>257</b>	<b>23.4 %</b>
Live calves (head)	Jan. 1 - March 31	509	50	-	For the period Jan. 1 - Dec. 31			<b>2014</b>	<b>2013</b>	
								32 361	37 763	

Source: Statistics Canada      Source: CFIA



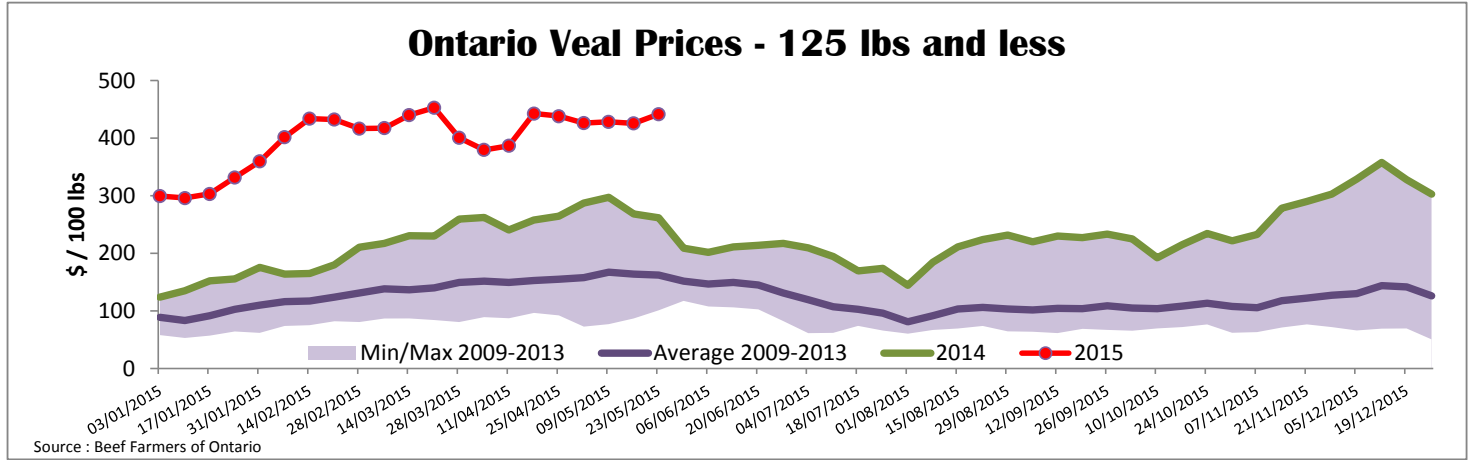
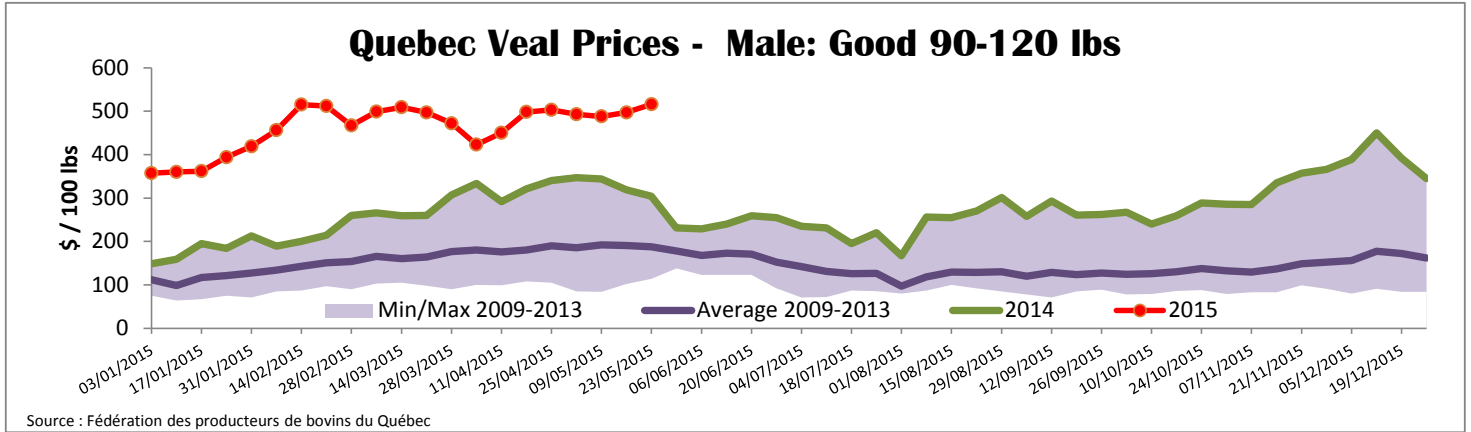
\*Due to data accuracy concerns, please note that data source used has been revised.

Prepared by: Redmeat Section, Agriculture and Agri-Food Canada

Website: [http://www.agr.gc.ca/redmeat/index\\_eng.htm](http://www.agr.gc.ca/redmeat/index_eng.htm)

Contact: Julie Dawson

613 773 0149 or Julie.Dawson@agr.gc.ca



<b>United States</b>											
Week ending May 23, 2015											
Federally Inspected Slaughter					Northeast and North Central U.S. Wholesale Price						
	Weekly			Year to date			\$/100 lbs				
	2015	2014	% chg	2015	2014	% chg	Simple avg	Min	Max		
Milk-fed or nature *							307 Rack, Ribeye, Boneless	2 750.00	2 750.00	2 750.00	
North East	2 666	3 186	-16.3 %	56 733	67 197	-15.6 %	332 Loin, Trimmed 4x4	752.50	690.00	815.00	
North Central	2 559	2 485	3.0 %	47 236	59 877	-21.1 %	1336 Leg slice, Retail	1 122.50	895.00	1 350.00	
<b>Total</b>	<b>5 225</b>	<b>5 671</b>	<b>-7.9 %</b>	<b>103 969</b>	<b>127 074</b>	<b>-18.2 %</b>	1312 Osso Buco, Fore Shank	1 050.00	800.00	1 300.00	
Other calves	2 736	4 693	-41.7 %	69 554	118 604	-41.4 %	Shoulder Clod, Chuck	731.50	613.00	850.00	
<b>Total</b>	<b>7 961</b>	<b>10 364</b>	<b>-23.2 %</b>	<b>173 523</b>	<b>245 678</b>	<b>-29.4 %</b>				Source : USDA	
<b>Production</b>					<b>Pennsylvania Vintage Calf Auction</b>						
Calves (million lbs)	1.9	1.9	0.0 %	31.9	39.9	-20.1 %	Graded Holstein Bull Calves May 19, 2015				
Live weight (lbs)	325	293	10.9 %				\$/ 100 lbs			Min	Max
Dressed weight (lbs)	193	173	11.6 %				Number 1	121 lbs		432.00	432.00
								111-112 lbs		457.00	457.00
								102-105 lbs		500.00	510.00
								90-95 lbs		525.00	540.00
							Number 2	114-115 lbs		455.00	460.00
								102-103 lbs		510.00	515.00
								90-95 lbs		535.00	542.00
								85 lbs		557.00	557.00
							Number 3	109 lbs		440.00	442.00
								94-95 lbs		510.00	517.00
								81-83 lbs		540.00	545.00
								74 lbs		500.00	500.00