



Veal Supply at a Glance - Canada

For week ending August 15, 2015

Quebec Live Auction											
Dairy Calves	2015				2014				Volume (YTD)		
	Number (head)	Price (\$ / 100 lbs)			Number (head)	Price (\$ / 100 lbs)			head		
Male	Average	Min	Max	Average	Min	Max	2015	2014	% chg		
Good 90 -120 lbs	1006	446.00	380.00	485.00	984	255.00	225.00	285.00	32 692	29 991	9.0 %
Good 121 - 140 lbs	146	433.00	350.00	475.00	182	250.00	210.00	290.00	6 414	6 341	1.2 %
Average 90 - 140 lbs	626	317.00	150.00	420.00	593	180.00	120.00	240.00	16 250	14 691	10.6 %
Misc. - All weights	475	74.00	15.00	200.00	460	60.00	15.00	105.00	10 988	12 058	-8.9 %
Female											
Good 90 -120 lbs	113	434.00	320.00	520.00	102	280.00	200.00	360.00	4 067	3 891	4.5 %
A2 Grain fed veal calves (hide off)	1 040	345.60	n/a	n/a	1 256	259.31	n/a	n/a	42 795	42 610	0.4 %
596 lbs live - (325-353 lbs hide off)											

Source: Fédération des producteurs de bovins du Québec

Ontario Live Auction											
	2015				2014				Volume (YTD)		
	Number (head)	Price (\$ / 100 lbs)			Number (head)	Price (\$ / 100 lbs)			head		
	Average	Min	Max	Average	Min	Max	2015	2014	% chg		
+ 600 lbs	599	160.12	142.73	181.43	659	141.20	128.00	157.33	19 140	19 355	-1.1 %
451 - 600 lbs	26	145.32	128.90	163.56	27	146.75	140.72	152.91	1 050	1 252	-16.1 %
301 - 450 lbs	14	246.26	174.28	305.78	21	184.08	158.24	205.00	844	972	-13.2 %
126 - 300 lbs	130	284.11	175.92	385.42	115	205.24	146.22	308.75	4 174	3 955	5.5 %
- 125 lbs	1 076	342.86	181.33	440.33	1029	210.83	134.44	288.12	32 355	30 153	7.3 %

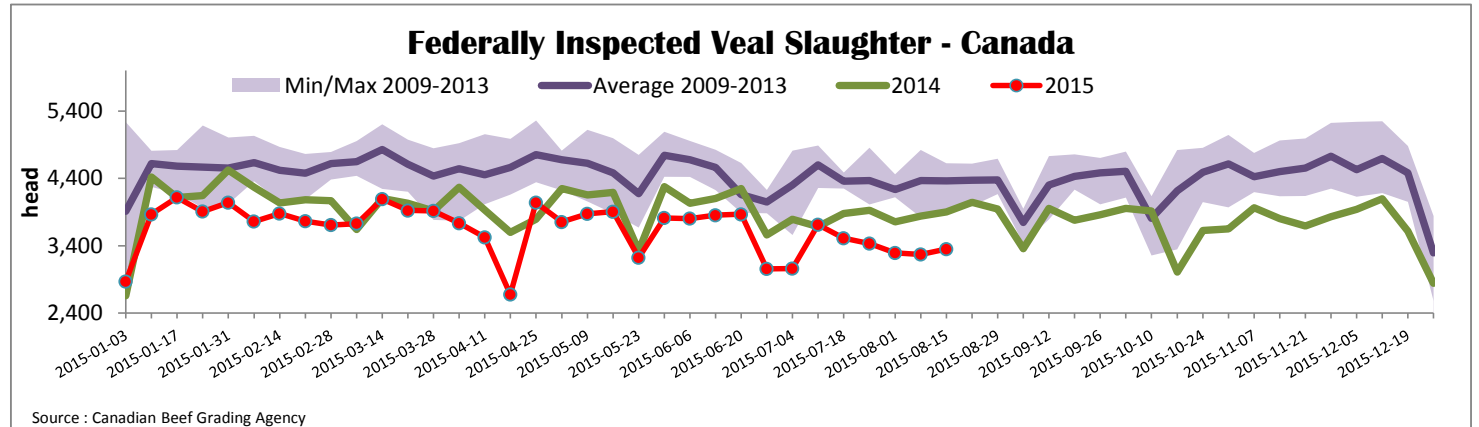
Source: Beef Farmers of Ontario

Federally Inspected Slaughter									
	Weekly			Year to date			Carcass Weight (lbs - Jan-June)		
	2015	2014	% chg	2015	2014	% chg	2015	2014	% chg
Ontario	316	493	-35.9 %	9 828	16 900	-41.8 %	359	366	-1.9 %
Quebec / Atlantic	3 034	3 410	-11.0 %	110 475	113 601	-2.8 %	331	300	10.3 %
Canada	3 350	3 903	-14.2 %	120 303	130 501	-7.8 %	333	309	7.8 %

Source: Canadian Beef Grading Agency | Source: CFIA

Exports					Imports				
Total veal (tonnes)	Jan. 1 - June 30, 2015				Total veal (tonnes)	Jan. 1 - June 30, 2015			
	2015	2014	% chg			2015	2014	% chg	
United States	1 136	824	37.8 %		Australia	902	185	386.6 %	
United Arab Emirates	89	40	122.2 %		United States	104	245	-57.6 %	
Others	2	66	-		New Zealand	165	105	56.2 %	
Total	1 227	930	31.9 %		Total	1 170	536	118.4 %	
Live calves (head)	Jan. 1 - June 30				For the period Jan. 1 - Dec. 31				
	1 000	865	-		Live calves (head)	2014	2013		
						32 361	37 763		

Source: Statistics Canada | Source: CFIA



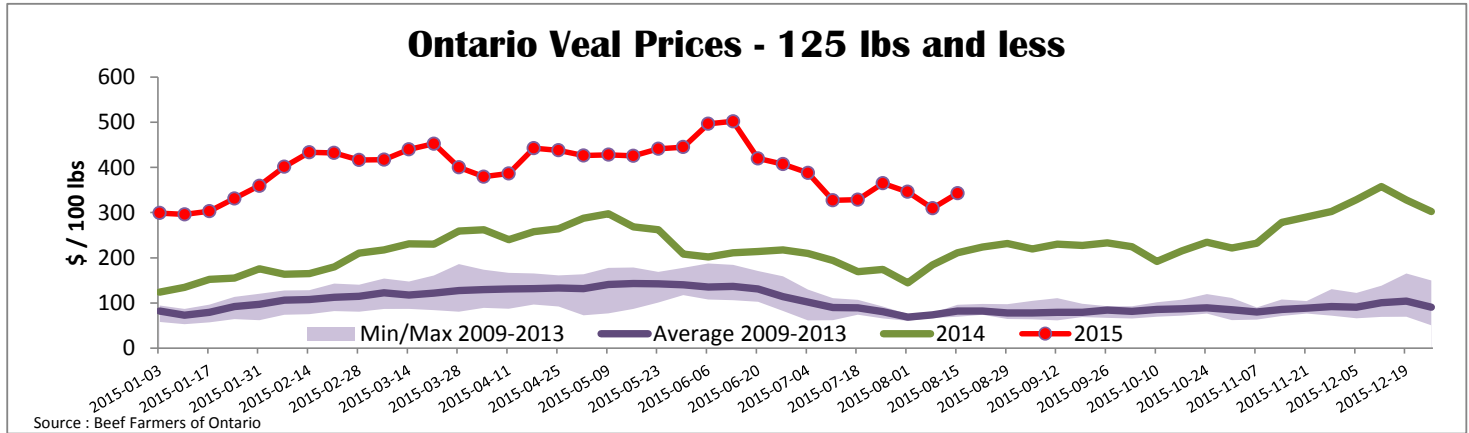
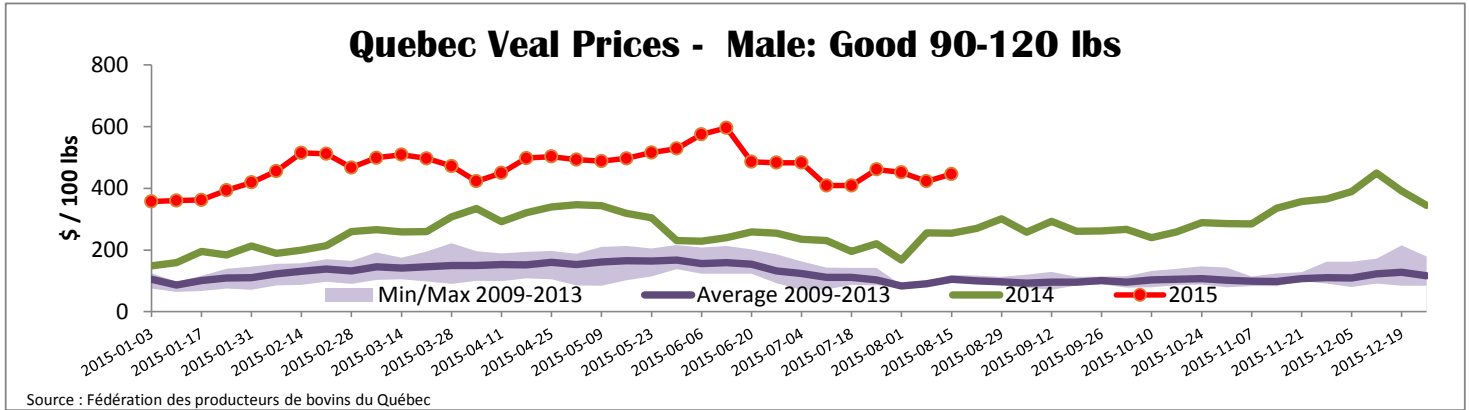
*Due to data accuracy concerns, please note that data source used has been revised.

Prepared by: Redmeat Section, Agriculture and Agri-Food Canada

Website: http://www.agr.gc.ca/redmeat/index_eng.htm

Contact: Julie Dawson

613 773 0149 or Julie.Dawson@agr.gc.ca



United States																						
Week ending August 15, 2015																						
Federally Inspected Slaughter					Northeast and North Central U.S. Wholesale Price																	
	Weekly			Year to date			\$/100 lbs		Simple avg	Min	Max											
	2015	2014	% chg	2015	2014	% chg																
Milk-fed or nature *																						
North East	2 550	2 578	-1.1 %	87 828	101 090	-13.1 %	307 Rack, Ribeye, Boneless	2 750.00	2 695.00	2 695.00												
North Central	2 227	2 394	-7.0 %	74 209	88 287	-15.9 %	332 Loin, Trimmed 4x4	737.50	695.00	780.00												
Total	4 777	4 972	-3.9 %	162 037	189 377	-14.4 %	1336 Leg slice, Retail	1 122.50	895.00	1 350.00												
Other calves	3 202	5 158	-37.9 %	104 903	182 082	-42.4 %	1312 Osso Buco, Foreshank	1 042.50	800.00	1 285.00												
Total	7 979	10 130	-21.2 %	266 940	371 459	-28.1 %	Shoulder Clod, Chuck	731.50	613.00	850.00												
Production							Source : USDA															
Calves (million lbs)	1.5	1.6	-6.3 %	49.4	60.1	-17.8 %	Pennsylvania Vintage Calf Auction															
Live weight (lbs)	316	275	14.9 %				Graded Holstein Bull Calves		August 11, 2015													
Dressed weight (lbs)	187	163	14.7 %					\$/ 100 lbs	Min	Max												
Northeast and North Central (Veal Carcass, Hot Basis – Paid to Producer (Hide off, 255-315 lbs)) * Special fed : milk fed, nature \$US / 100 lbs <table style="width: 100%; margin-top: 10px;"> <thead> <tr> <th></th> <th style="text-align: center;">Weighted Average Price</th> <th style="text-align: center;">Min</th> <th style="text-align: center;">Max</th> </tr> </thead> <tbody> <tr> <td>Non-Packer Owned</td> <td style="text-align: center;">448.57</td> <td style="text-align: center;">434.00</td> <td style="text-align: center;">465.00</td> </tr> <tr> <td>Packer Owned</td> <td style="text-align: center;">458.38</td> <td style="text-align: center;">455.00</td> <td style="text-align: center;">465.00</td> </tr> </tbody> </table>								Weighted Average Price	Min	Max	Non-Packer Owned	448.57	434.00	465.00	Packer Owned	458.38	455.00	465.00	Number 1	112-122 lbs	425.00	465.00
								Weighted Average Price	Min	Max												
							Non-Packer Owned	448.57	434.00	465.00												
							Packer Owned	458.38	455.00	465.00												
								95-103 lbs	500.00	520.00												
							Number 2	114-119 lbs	410.00	470.00												
								101-102 lbs	490.00	505.00												
								90-95 lbs	520.00	522.00												
								83 lbs	570.00	570.00												
							Number 3	107-110 lbs	375.00	400.00												
	93-96 lbs	480.00	490.00																			
	83-84 lbs	520.00	530.00																			
	74 lbs	490.00	490.00																			