



## Veal Supply at a Glance - Canada

For week ending March 5, 2016

Quebec Live Auction												
Dairy Calves	Number (head)	2016 Price (\$ / 100 lbs)			Number (head)	2015 Price (\$ / 100 lbs)			Volume (YTD) head			
		Average	Min	Max		Average	Min	Max	2016	2015	% chg	
Male												
Good 90 -120 lbs	691	339.00	300.00	375.00	1003	467.00	475.00	555.00	7 969	9 141	-12.8 %	
Good 121 - 140 lbs	135	325.00	280.00	375.00	225	438.00	415.00	555.00	1 578	1 827	-13.6 %	
Average 90 - 140 lbs	521	285.00	200.00	345.00	444	377.00	240.00	485.00	5 317	4 020	32.3 %	
Misc. - All weights	274	111.00	20.00	240.00	277	143.00	15.00	300.00	4 128	2 870	43.8 %	
Female												
Good 90 -120 lbs	76	312.00	275.00	380.00	110	440.00	400.00	560.00	896	1 049	-14.6 %	
A2 Grain fed veal calves (hide off)	1 333	310.00	n/a	n/a	1 458	304.50	n/a	n/a	11 941	12 051	-0.9 %	
596 lbs live - (325-353 lbs hide off)												

Source: Fédération des producteurs de bovins du Québec

Ontario Live Auction												
	Number (head)	2016 Price (\$ / 100 lbs)			Number (head)	2015 Price (\$ / 100 lbs)			Volume (YTD) head			
		Average	Min	Max		Average	Min	Max	2016	2015	% chg	
+ 600 lbs	524	149.39	135.23	162.03	536	155.00	143.37	164.85	4 310	4 384	-1.7 %	
451 - 600 lbs	31	163.34	146.47	180.82	53	143.41	129.14	157.36	226	271	-16.6 %	
301 - 450 lbs	16	170.67	134.84	202.06	27	166.87	139.35	187.43	183	225	-18.7 %	
126 - 300 lbs	114	266.83	206.01	334.69	140	309.83	185.18	445.39	1 222	1 156	5.7 %	
- 125 lbs	834	296.06	208.24	359.31	845	416.38	312.64	493.35	8 403	8 472	-0.8 %	

Source: Beef Farmers of Ontario

Federally Inspected Slaughter									
	Weekly			Year to date			Carcass Weight (lbs - Jan-Jan.)		
	2016	2015	% chg	2016	2015	% chg	2016	2015	% chg
Ontario	321	313	2.6 %	2 891	2 778	4.1 %	383	360	6.4 %
Quebec / Atlantic	3 623	3 392	6.8 %	30 436	31 126	-2.2 %	316	424	-25.5 %
<b>Canada</b>	<b>3 944</b>	<b>3 705</b>	<b>6.5 %</b>	<b>33 327</b>	<b>33 904</b>	<b>-1.7 %</b>	<b>320</b>	<b>419</b>	<b>-23.6 %</b>

Source: Canadian Beef Grading Agency

Source: CFIA

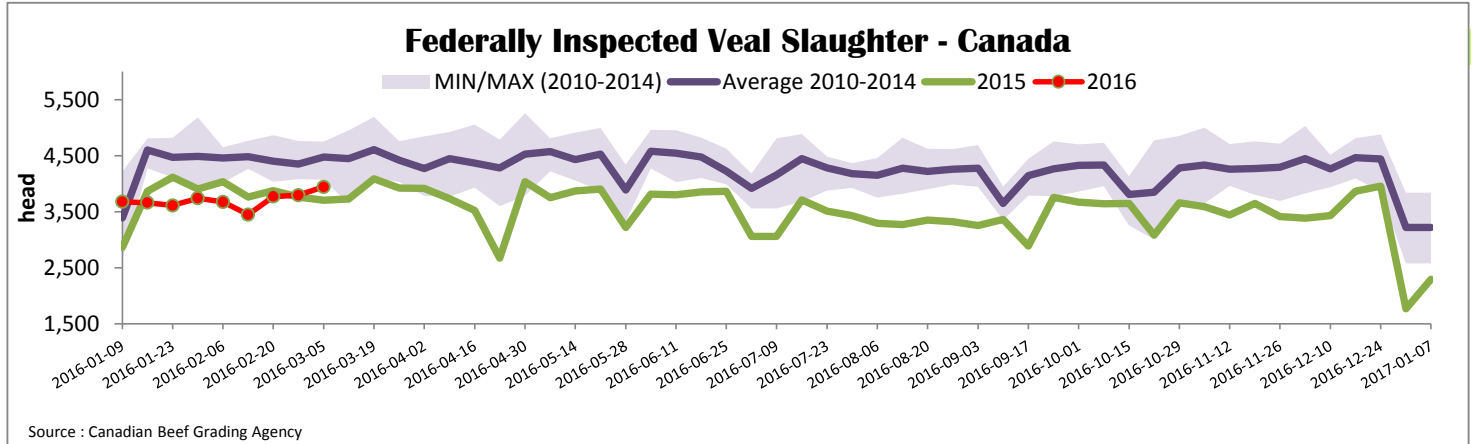
Exports					Imports				
Total veal (tonnes)	Jan. 1 - Jan. 31, 2016				Total veal (tonnes)	Jan. 1 - March 5, 2016			
	2016	2015	% chg		2016	2015	% chg		
United States	34	161	-78.9 %	United States	260	58	-		
United Arab Emirates	28	21	34.7 %	Australia	61	67	-		
Cuba	1	0	-	New Zealand	-	-	-		
Others	0	0	-	Others	12	13	-		
<b>Total</b>	<b>63</b>	<b>182</b>	<b>-65.5 %</b>	<b>Total</b>	<b>333</b>	<b>137</b>	<b>-</b>		

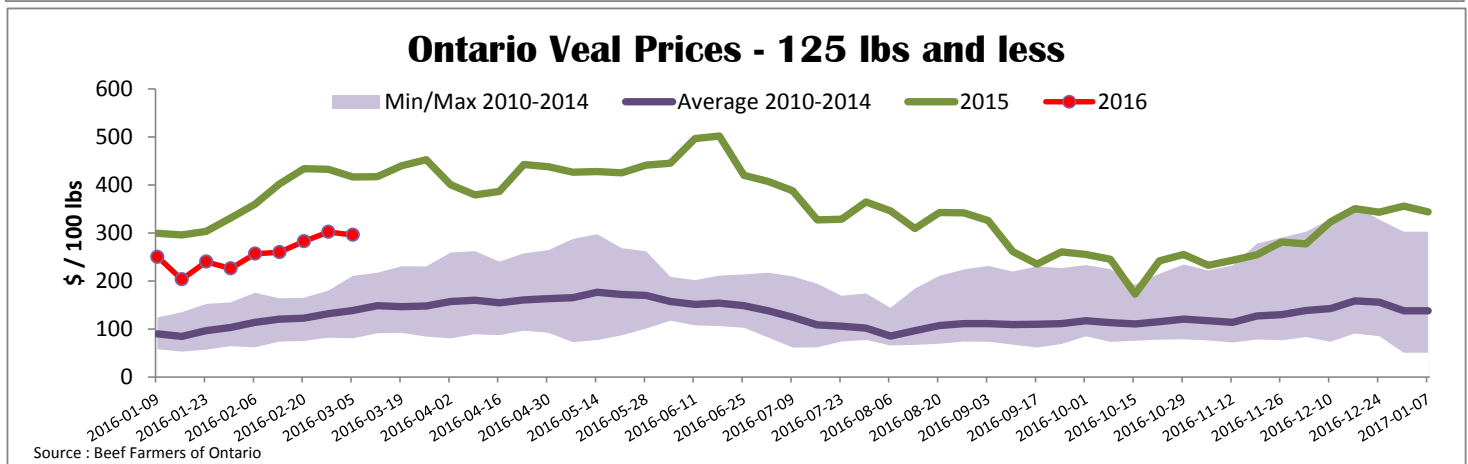
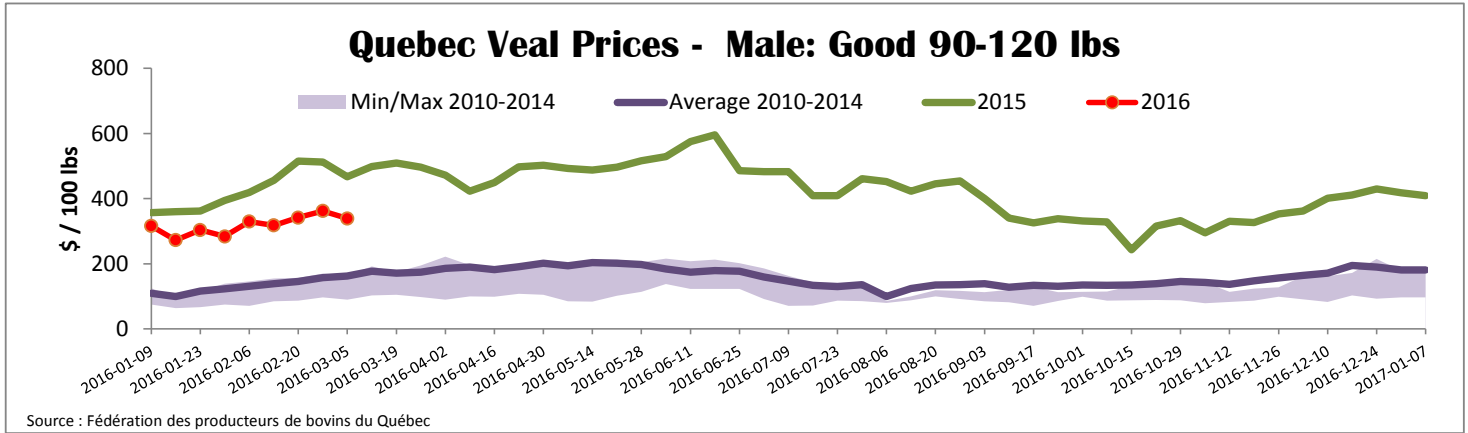
Source: CFIA

Live calves (head)	Jan. 1 - Jan. 31			For the period Jan. 1 - Dec. 31		
	2016	2015	% chg	2014	2013	
	26	396	-	32 457	38 377	

Source: Statistics Canada

Source: CFIA





<b>United States</b>										
Week ending February 27, 2016										
Federally Inspected Slaughter				Northeast and North Central U.S. Wholesale Price						
	Weekly			Year to date			\$/100 lbs	Simple avg	Min	Max
	2016	2015	% chg	2016	2015	% chg				
Milk-fed or nature *							307 Rack, Ribeye, Boneless	2 095.00	2 095.00	2 095.00
North East	2 436	2 644	-7.9 %	23 531	24 403	-3.6 %	332 Loin, Trimmed 4x4	675.00	635.00	715.00
North Central	2 245	2 084	7.7 %	19 093	20 154	-5.3 %	1336 Leg slice, Retail	1 082.50	865.00	1 300.00
<b>Total</b>	<b>4 681</b>	<b>4 728</b>	<b>-1.0 %</b>	<b>42 624</b>	<b>44 557</b>	<b>-4.3 %</b>	1312 Osso Buco, Foreshank	842.50	590.00	1 095.00
Other calves	3 222	3 988	-19.2 %	31 861	28 698	11.0 %	Shoulder Clod, Chuck	727.50	600.00	855.00
<b>Total</b>	<b>7 903</b>	<b>8 716</b>	<b>-9.3 %</b>	<b>74 485</b>	<b>73 255</b>	<b>1.7 %</b>				
Production							Pennsylvania Vintage Calf Auction			
Calves (million lbs)	1.5	1.5	0.0 %	12.7	12.8	-0.8 %	Graded Holstein Bull Calves February 23, 2016			
Live weight (lbs)	282	285	-1.1 %					\$/ 100 lbs	Min	Max
Dressed weight (lbs)	166	168	-1.2 %				Number 1	112 - 121 lbs	175.00	185.00
								90 - 103 lbs	190.00	215.00
							Number 2	102 - 115 lbs	175.00	190.00
								90 - 95 lbs	207.00	217.00
								84 lbs	235.00	235.00
							Number 3	108 - 109 lbs	177.00	182.00
								94 - 97 lbs	202.00	215.00
								83 - 84 lbs	235.00	242.00
								71 lbs	265.00	265.00

Source : USDA