



Veal Supply at a Glance - Canada

For week ending April 9, 2016

Quebec Live Auction											
	2016				2015				Volume (YTD)		
	Number (head)	Price (\$ / 100 lbs)			Number (head)	Price (\$ / 100 lbs)			head		
	Average	Min	Max	Average	Min	Max	2016	2015	% chg		
Dairy Calves											
Male											
Good 90 -120 lbs	902	269.00	230.00	295.00	849	423.00	350.00	490.00	12 243	13 965	-12.3 %
Good 121 - 140 lbs	229	256.00	225.00	280.00	154	394.00	320.00	465.00	2 454	2 730	-10.1 %
Average 90 - 140 lbs	610	238.00	180.00	280.00	698	328.00	220.00	420.00	8 462	6 657	27.1 %
Misc. - All weights	346	112.00	20.00	230.00	349	117.00	12.00	300.00	5 863	4 307	36.1 %
Female											
Good 90 -120 lbs	98	253.00	200.00	305.00	112	384.00	300.00	470.00	1 370	1 648	-16.9 %
A2 Grain fed veal calves (hide off)	1 438	270.00	n/a	n/a	1 596	310.00	n/a	n/a	19 787	19 730	0.3 %
596 lbs live - (325-353 lbs hide off)											

Source: Fédération des producteurs de bovins du Québec

Ontario Live Auction											
	2016				2015				Volume (YTD)		
	Number (head)	Price (\$ / 100 lbs)			Number (head)	Price (\$ / 100 lbs)			head		
	Average	Min	Max	Average	Min	Max	2016	2015	% chg		
+ 600 lbs	664	117.69	106.03	131.30	303	156.50	147.40	170.15	6 997	7 105	-1.5 %
451 - 600 lbs	39	115.35	105.65	128.09	32	146.46	137.25	158.94	368	463	-20.5 %
301 - 450 lbs	20	146.73	124.55	176.70	57	214.48	151.70	286.46	297	407	-27.0 %
126 - 300 lbs	115	194.58	137.35	250.87	114	304.30	177.15	442.72	1 746	1 824	-4.3 %
- 125 lbs	871	236.88	180.84	286.13	810	379.53	273.25	455.22	12 616	12 880	-2.0 %

Source: Beef Farmers of Ontario

Federally Inspected Slaughter									
	Weekly			Year to date			Carcass Weight (lbs - Jan-Feb.)		
	2016	2015	% chg	2016	2015	% chg	2016	2015	% chg
Ontario	295	231	27.7 %	4 224	4 158	1.6 %	381	349	8.9 %
Quebec / Atlantic	4 173	3 503	19.1 %	49 244	49 137	0.2 %	316	368	-13.9 %
Canada	4 468	3 734	19.7 %	53 468	53 295	0.3 %	321	366	-12.3 %

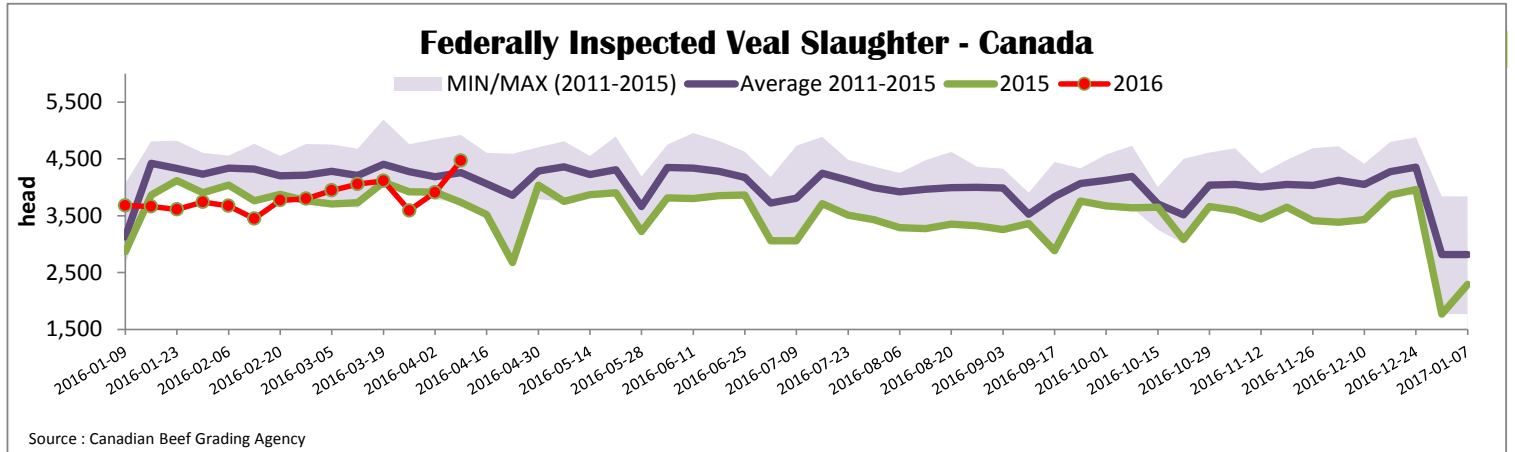
Source: Canadian Beef Grading Agency

Source: CFIA

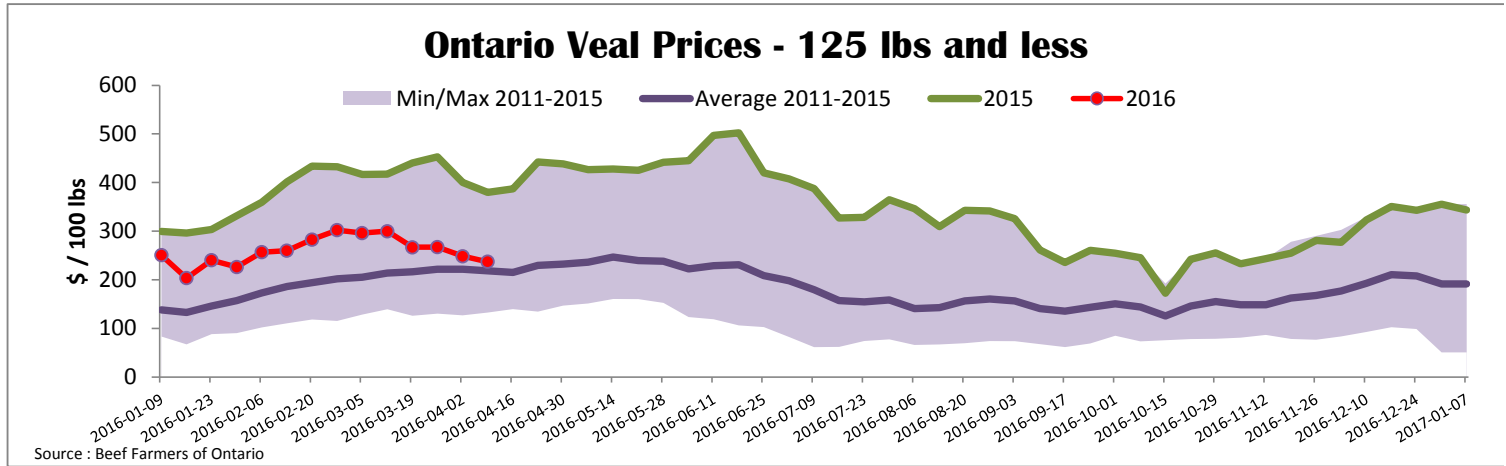
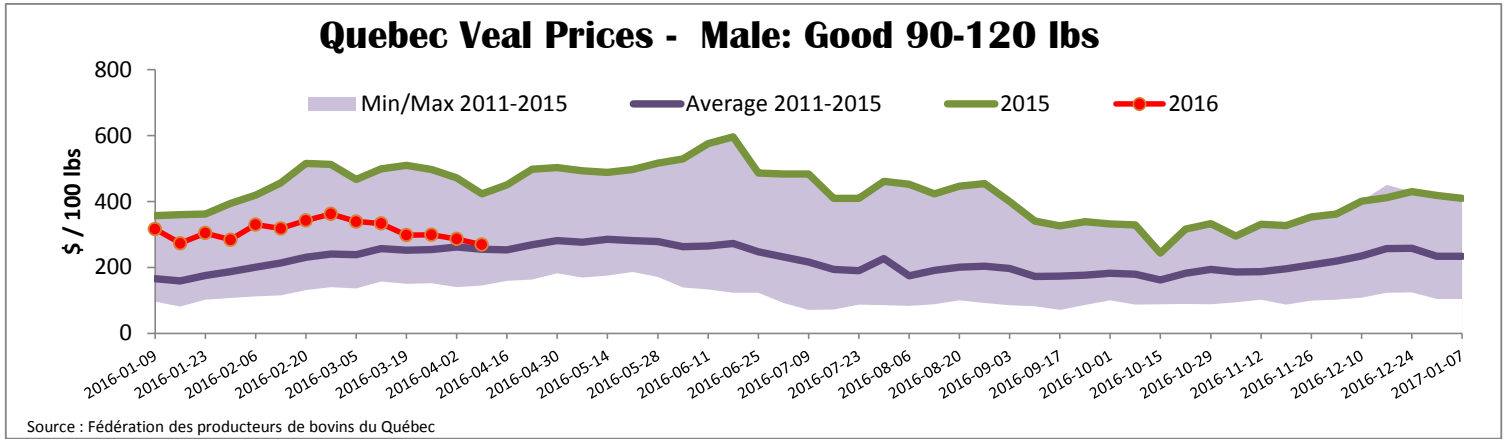
Exports					Imports					
	Jan. 1 - Feb. 29, 2016	2016			2015			Jan. 1 - April 9, 2016		
		2016	2015	% chg	2016	2015	% chg			
Total veal (tonnes)										
United States		161	340	-52.5 %		354	131	-		
United Arab Emirates		56	33	70.2 %		81	214	-62.0 %		
Cuba		1	0	-		35	13	-		
Others		0	1	-		12	0	-		
Total		218	374	-41.6 %		483	358	34.8 %		
Live calves (head)	Jan. 1 - Feb. 29	28	490	-						

Source: Statistics Canada

Source: CFIA



Source: Canadian Beef Grading Agency



United States												
Week ending April 2, 2016												
Federally Inspected Slaughter							Northeast and North Central U.S. Wholesale Price					
	Weekly			Year to date			\$/100 lbs					
	2016	2015	% chg	2016	2015	% chg	Simple avg	Min	Max			
Milk-fed or nature *							307 Rack, Ribeye, Boneless	2 000.00	2 000.00	2 000.00		
North East	2 104	2 556	-17.7 %	35 460	38 220	-7.2 %	332 Loin, Trimmed 4x4	635.00	600.00	670.00		
North Central	1 805	1 652	9.3 %	29 214	30 613	-4.6 %	1336 Leg slice, Retail	1 082.50	865.00	1 300.00		
Total	3 909	4 208	-7.1 %	64 674	68 833	-6.0 %	1312 Osso Buco, Fore Shank	792.50	590.00	995.00		
Other calves	3 473	4 599	-24.5 %	48 527	49 670	-2.3 %	Shoulder Clod, Chuck	700.00	545.00	855.00		
Total	7 382	8 807	-16.2 %	113 201	118 503	-4.5 %	Source : USDA					
Production							Pennsylvania Vintage Calf Auction					
Calves (million lbs)	1.6	1.3	23.1 %	19.8	20.4	-2.9 %	Graded Holstein Bull Calves					
Live weight (lbs)	299	301	-0.7 %				March 29, 2016					
Dressed weight (lbs)	177	178	-0.6 %				\$/ 100 lbs	Min	Max			
Northeast and North Central (Veal Carcass, Hot Basis – Paid to Producer (Hide off, 255-315 lbs)) * Special fed : milk fed, nature \$US / 100 lbs							Weighted Average Price			Min	Max	
							Non-Packer Owned	372.82	355.00	386.00		
							Packer Owned	359.14	350.00	375.00		
							Number 1	122 lbs	210.00	210.00		
								113 lbs	242.00	242.00		
								90 - 103 lbs	270.00	275.00		
							Number 2	113 - 116 lbs	240.00	247.00		
								90 - 103 lbs	255.00	272.00		
								82 lbs	287.00	287.00		
							Number 3	110 - 111 lbs	220.00	225.00		
	94 - 96 lbs	237.00	262.00									
	74 - 84 lbs	275.00	300.00									