



## Veal Supply at a Glance - Canada

For week ending March 26, 2016

Quebec Live Auction											
	2016				2015				Volume (YTD)		
	Number (head)	Price ( \$ / 100 lbs)			Number (head)	Price ( \$ / 100 lbs)			head		
Dairy Calves		Average	Min	Max		Average	Min	Max	2016	2015	% chg
Male											
Good 90 -120 lbs	846	299.00	280.00	320.00	1054	497.00	460.00	535.00	10 654	12 205	-12.7 %
Good 121 - 140 lbs	167	289.00	250.00	325.00	193	479.00	400.00	520.00	2 100	2 377	-11.7 %
Average 90 - 140 lbs	643	262.00	200.00	305.00	465	409.00	260.00	485.00	7 259	5 341	35.9 %
Misc. - All weights	458	117.00	20.00	230.00	207	165.00	10.00	400.00	5 283	3 579	47.6 %
Female											
Good 90 -120 lbs	96	295.00	250.00	360.00	128	476.00	420.00	520.00	1 199	1 428	-16.0 %
A2 Grain fed veal calves (hide off)	1 605	290.00	n/a	n/a	1 466	310.30	n/a	n/a	16 634	16 593	0.2 %
596 lbs live - (325-353 lbs hide off)											

Source: Fédération des producteurs de bovins du Québec

Ontario Live Auction											
	2016				2015				Volume (YTD)		
	Number (head)	Price ( \$ / 100 lbs)			Number (head)	Price ( \$ / 100 lbs)			head		
		Average	Min	Max		Average	Min	Max	2016	2015	% chg
+ 600 lbs	315	141.53	125.41	155.91	527	153.94	141.27	172.72	5 764	6 248	-7.7 %
451 - 600 lbs	17	123.60	103.35	147.71	32	149.77	139.97	161.16	293	389	-24.7 %
301 - 450 lbs	22	175.31	140.52	197.95	34	216.28	155.09	271.41	249	302	-17.5 %
126 - 300 lbs	81	233.30	181.23	301.63	115	301.57	171.89	420.38	1 532	1 580	-3.0 %
- 125 lbs	833	266.89	201.63	323.73	864	452.80	352.77	542.33	10 914	11 183	-2.4 %

Source: Beef Farmers of Ontario

Federally Inspected Slaughter									
	Weekly			Year to date			Carcass Weight (lbs - Jan-Feb.)		
	2016	2015	% chg	2016	2015	% chg	2016	2015	% chg
Ontario	163	253	-35.6 %	3 667	3 572	2.7 %	381	350	8.9 %
Quebec / Atlantic	3 429	3 670	-6.6 %	41 423	42 073	-1.5 %	316	368	-13.9 %
<b>Canada</b>	<b>3 592</b>	<b>3 923</b>	<b>-8.4 %</b>	<b>45 090</b>	<b>45 645</b>	<b>-1.2 %</b>	<b>348</b>	<b>359</b>	<b>-2.8 %</b>

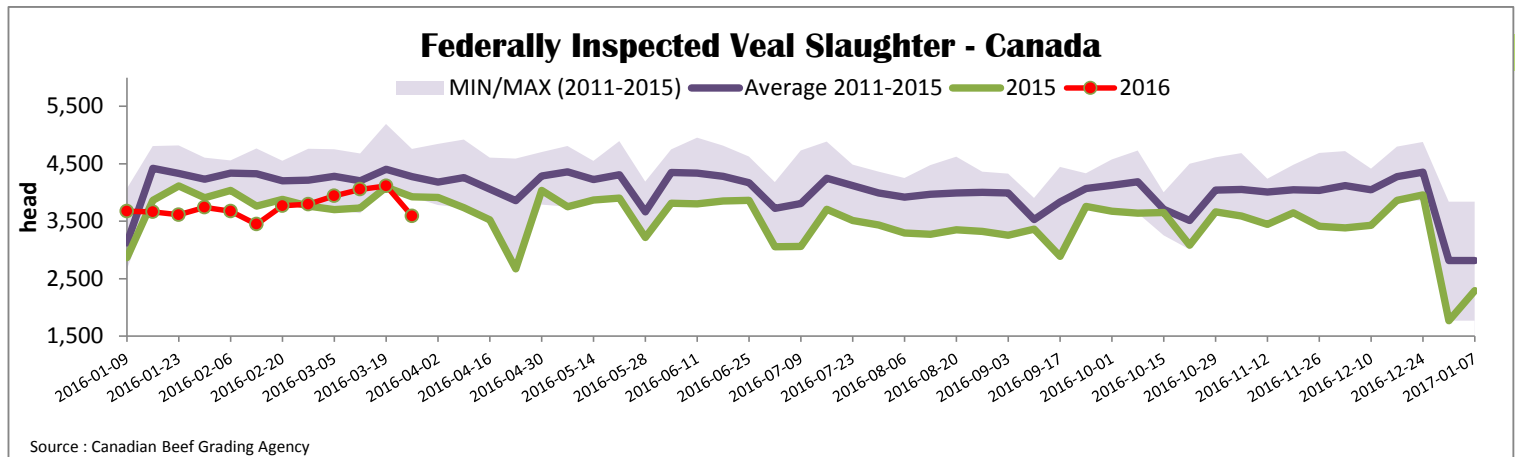
Source: Canadian Beef Grading Agency

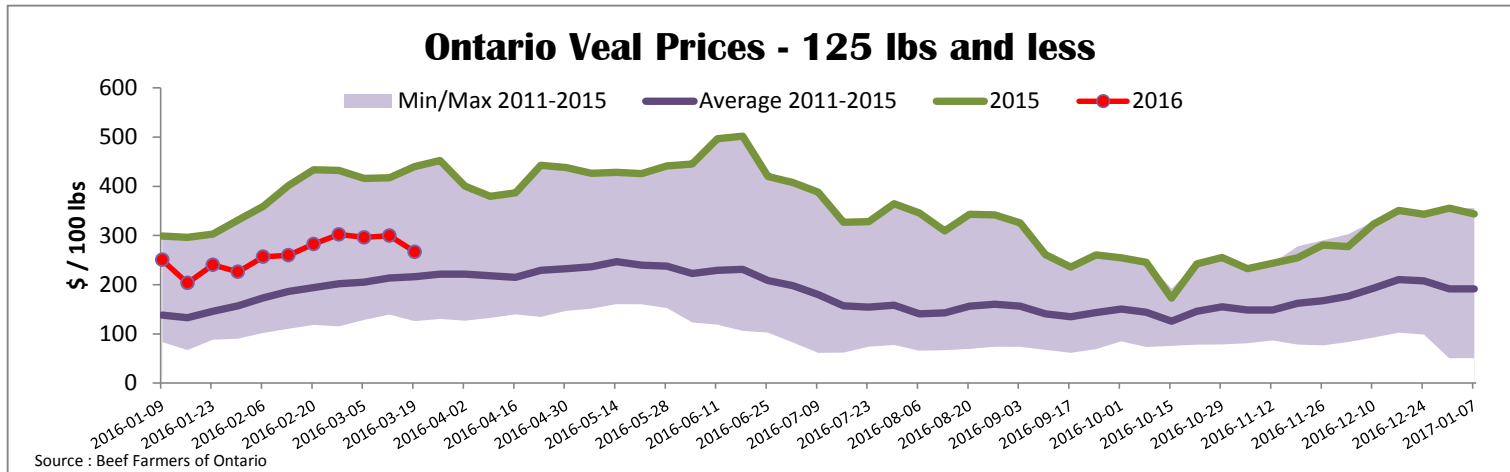
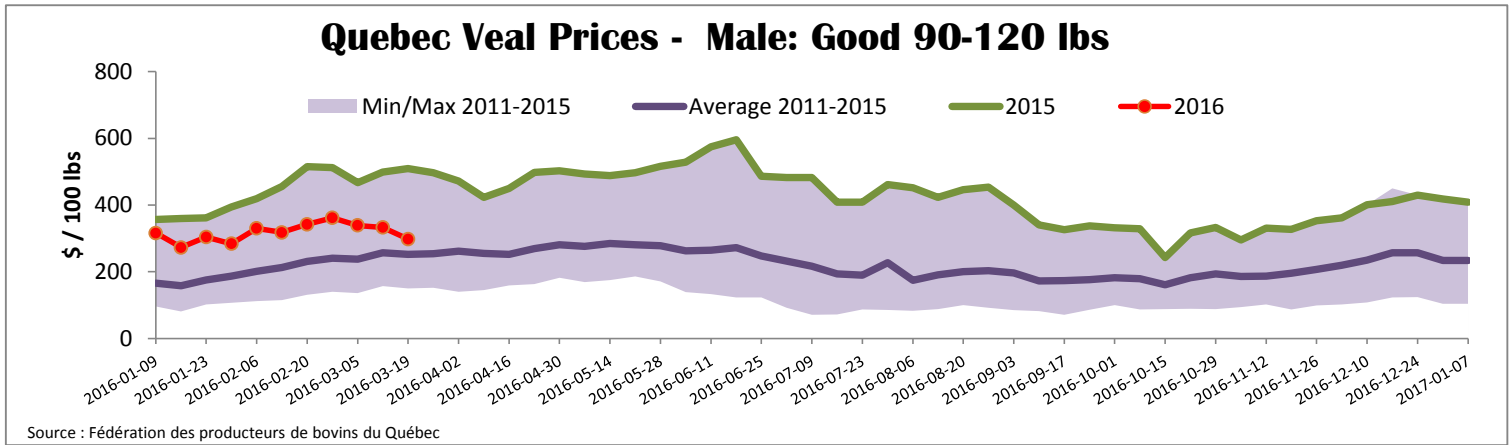
Source: CFIA

Exports					Imports				
Total veal (tonnes)	Jan. 1 - Jan. 31, 2016	2016	2015	% chg	Total veal (tonnes)	Jan. 1 - March 26, 2016	2016	2015	% chg
United States		34	161	-78.9 %	United States		290	90	-
United Arab Emirates		28	21	34.7 %	Australia		61	143	-57.2 %
Cuba		1	0	-	New Zealand		35	13	167.8 %
Others		0	0	-	Others		12	0	-
<b>Total</b>		<b>63</b>	<b>182</b>	<b>-65.5 %</b>	<b>Total</b>		<b>398</b>	<b>245</b>	<b>62.3 %</b>
Live calves (head)	Jan. 1 - Jan. 31	26	396	-					

Source: Statistics Canada

Source: CFIA





<b>United States</b>										
Week ending March 19, 2016										
Federally Inspected Slaughter					Northeast and North Central U.S. Wholesale Price					
	Weekly			Year to date			\$/100 lbs			
	2016	2015	% chg	2016	2015	% chg	Simple avg	Min	Max	
Milk-fed or nature *										
North East	2 247	2 884	-22.1 %	31 199	32 858	-5.0 %	307 Rack, Ribeye, Boneless	2 000.00	2 000.00	2 000.00
North Central	2 135	2 080	2.6 %	25 506	26 811	-4.9 %	332 Loin, Trimmed 4x4	635.00	600.00	670.00
<b>Total</b>	<b>4 382</b>	<b>4 964</b>	<b>-11.7 %</b>	<b>56 705</b>	<b>59 669</b>	<b>-5.0 %</b>	1336 Leg slice, Retail	1 082.50	865.00	1 300.00
Other calves	3 427	4 488	-23.6 %	41 651	41 116	1.3 %	1312 Osso Buco, Foreshank	792.50	590.00	995.00
<b>Total</b>	<b>7 809</b>	<b>9 452</b>	<b>-17.4 %</b>	<b>98 356</b>	<b>100 785</b>	<b>-2.4 %</b>	Shoulder Clod, Chuck	715.00	575.00	855.00
Production							Source : USDA			
Calves (million lbs)	1.5	1.5	0.0 %	16.8	17.5	-4.0 %	<b>Pennsylvania Vintage Calf Auction</b>			
Live weight (lbs)	292	295	-1.0 %				Graded Holstein Bull Calves			
Dressed weight (lbs)	172	174	-1.1 %				March 15, 2016			
							\$/ 100 lbs	Min	Max	
<b>Northeast and North Central</b>										
(Veal Carcass, Hot Basis – Paid to Producer (Hide off, 255-315 lbs))										
* Special fed : milk fed, nature										
\$US / 100 lbs										
			Weighted Average Price	Min	Max					
Non-Packer Owned			374.57	360.00	379.00	Number 1	113 - 122 lbs	182.00	200.00	
Packer Owned			373.93	370.00	380.00		104 - 112 lbs	212.00	222.00	
							90 - 95 lbs	237.00	245.00	
							83 lbs	255.00	255.00	
						Number 2	114 - 115 lbs	200.00	202.00	
							95 - 103 lbs	220.00	235.00	
							83 - 90 lbs	255.00	255.00	
						Number 3	108 - 110 lbs	192.00	195.00	
							93 - 96 lbs	215.00	222.00	
							74 - 84 lbs	257.00	265.00	