



## Veal Supply at a Glance - Canada

For week ending April 2, 2016

Quebec Live Auction											
	2016				2015				Volume (YTD)		
	Number (head)	Price ( \$ / 100 lbs)			Number (head)	Price ( \$ / 100 lbs)			head		
Dairy Calves	Average	Min	Max	Average	Min	Max	2016	2015	% chg		
Male											
Good 90 -120 lbs	687	286.00	245.00	330.00	911	472.00	410.00	505.00	11 341	13 116	-13.5 %
Good 121 - 140 lbs	125	268.00	230.00	350.00	199	456.00	395.00	500.00	2 225	2 576	-13.6 %
Average 90 - 140 lbs	593	250.00	200.00	295.00	618	368.00	220.00	455.00	7 852	5 959	31.8 %
Misc. - All weights	234	95.00	20.00	200.00	379	113.00	5.00	340.00	5 517	3 958	39.4 %
Female											
Good 90 -120 lbs	73	264.00	200.00	320.00	108	446.00	350.00	520.00	1 272	1 536	-17.2 %
A2 Grain fed veal calves (hide off)	1 715	280.00	n/a	n/a	1 541	310.00	n/a	n/a	18 349	18 134	1.2 %
596 lbs live - (325-353 lbs hide off)											

Source: Fédération des producteurs de bovins du Québec

Ontario Live Auction											
	2016				2015				Volume (YTD)		
	Number (head)	Price ( \$ / 100 lbs)			Number (head)	Price ( \$ / 100 lbs)			head		
	Average	Min	Max	Average	Min	Max	2016	2015	% chg		
+ 600 lbs	569	127.06	110.45	137.34	554	155.00	142.07	174.21	6 333	6 802	-6.9 %
451 - 600 lbs	36	128.66	107.24	151.61	42	155.30	138.06	172.84	329	431	-23.7 %
301 - 450 lbs	28	141.96	120.64	172.50	48	199.60	153.31	230.98	277	350	-20.9 %
126 - 300 lbs	99	237.66	189.77	351.71	130	320.63	208.54	430.48	1 631	1 710	-4.6 %
- 125 lbs	831	248.45	184.53	297.78	887	400.43	272.03	495.06	11 745	12 070	-2.7 %

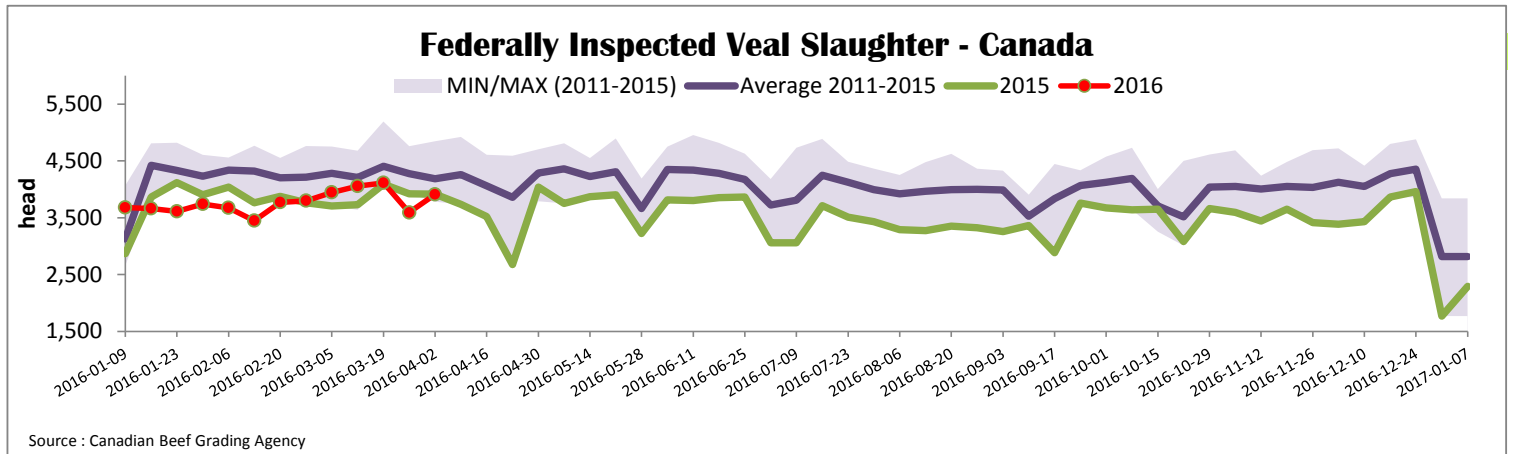
Source: Beef Farmers of Ontario

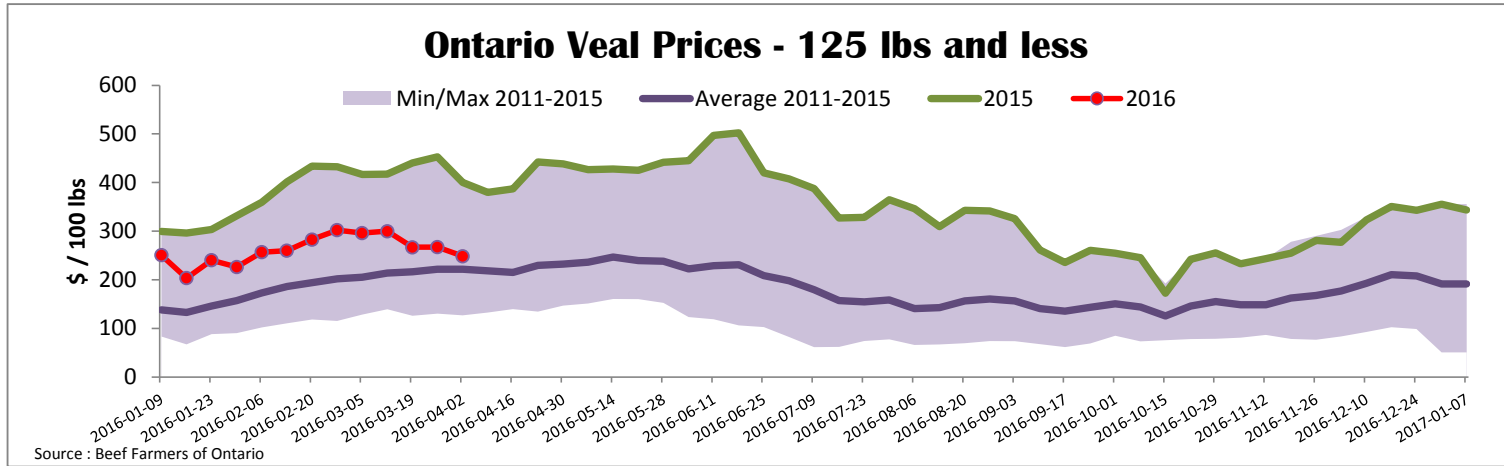
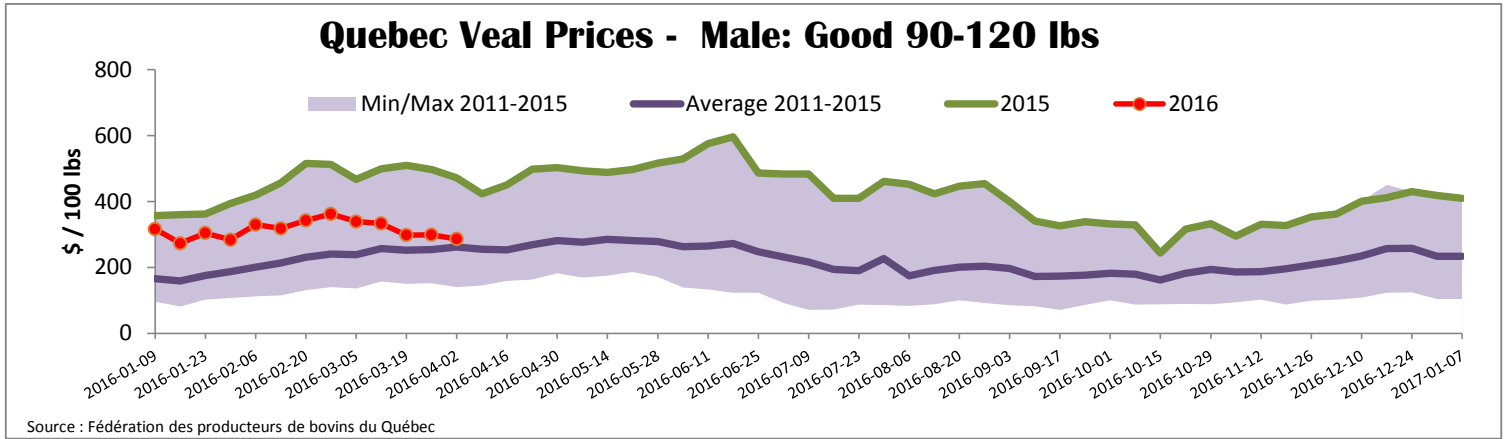
Federally Inspected Slaughter									
	Weekly			Year to date			Carcass Weight (lbs - Jan-Feb.)		
	2016	2015	% chg	2016	2015	% chg	2016	2015	% chg
Ontario	262	355	-26.2 %	3 929	3 927	0.1 %	381	349	8.9 %
Quebec / Atlantic	3 648	3 561	2.4 %	45 071	45 634	-1.2 %	316	368	-13.9 %
<b>Canada</b>	<b>3 910</b>	<b>3 916</b>	<b>-0.2 %</b>	<b>49 000</b>	<b>49 561</b>	<b>-1.1 %</b>	<b>321</b>	<b>366</b>	<b>-12.3 %</b>

Source: Canadian Beef Grading Agency      Source: CFIA

Exports					Imports					
	Jan. 1 - Feb. 29, 2016	2016			2015			Jan. 1 - April 2, 2016		
		2016	2015	% chg	2016	2015	% chg			
Total veal (tonnes)		218	374	-41.6 %	440	319	37.7 %			
United States		161	340	-52.5 %	332	111	-			
United Arab Emirates		56	33	70.2 %	61	196	-68.8 %			
Cuba		1	0	-	35	13	-			
Others		0	1	-	12	0	-			
<b>Total</b>		<b>218</b>	<b>374</b>	<b>-41.6 %</b>	<b>440</b>	<b>319</b>	<b>37.7 %</b>			
Live calves (head)	Jan. 1 - Feb. 29	28	490	-						

Source: Statistics Canada      Source: CFIA





<b>United States</b>										
Week ending March 26, 2016										
Federally Inspected Slaughter							Northeast and North Central U.S. Wholesale Price			
	Weekly			Year to date			\$/100 lbs	Simple avg	Min	Max
Milk-fed or nature *	2016	2015	% chg	2016	2015	% chg				
North East	2 157	2 806	-23.1 %	33 114	35 664	-7.2 %	307 Rack, Ribeye, Boneless	2 000.00	2 000.00	2 000.00
North Central	1 903	2 150	-11.5 %	26 596	28 961	-8.2 %	332 Loin, Trimmed 4x4	635.00	600.00	670.00
<b>Total</b>	<b>4 060</b>	<b>4 956</b>	<b>-18.1 %</b>	<b>59 710</b>	<b>64 625</b>	<b>-7.6 %</b>	1336 Leg slice, Retail	1 082.50	865.00	1 300.00
Other calves	3 403	3 955	-14.0 %	46 109	45 071	2.3 %	1312 Osso Buco, Fore Shank	792.50	590.00	995.00
<b>Total</b>	<b>7 463</b>	<b>8 911</b>	<b>-16.2 %</b>	<b>105 819</b>	<b>109 696</b>	<b>-3.5 %</b>	Shoulder Clod, Chuck	715.00	575.00	855.00
							Source : USDA			
Production							<b>Pennsylvania Vintage Calf Auction</b>			
Calves (million lbs)	1.6	1.6	0.0 %	18.3	19.1	-4.2 %	Graded Holstein Bull Calves			
Live weight (lbs)	297	303	-2.0 %				March 22, 2016			
Dressed weight (lbs)	176	179	-1.7 %				\$/ 100 lbs	Min	Max	
<b>Northeast and North Central</b>							Number 1	123 lbs	200.00	200.00
(Veal Carcass, Hot Basis – Paid to Producer (Hide off, 255-315 lbs))								103 - 112 lbs	237.00	245.00
* Special fed : milk fed, nature								90 - 95 lbs	255.00	260.00
\$US / 100 lbs							Number 2	103 - 114 lbs	215.00	232.00
Weighted Average Price								95 - 102 lbs	240.00	255.00
Min								84 - 90 lbs	262.00	265.00
Max							Number 3	109 - 110 lbs	210.00	219.00
Non-Packer Owned				372.15	355.00	384.00		75 - 95 lbs	240.00	255.00
Packer Owned				365.18	355.00	375.00				