

## Veal Supply at a Glance - Canada

For week ending September 15, 2018

Quebec Live Auction											
	2018				2017				Volume (YTD)		
	Number (head)	Price ( \$ / 100 lbs)			Number (head)	Price ( \$ / 100 lbs)			head		
Dairy Calves		Average	Min	Max		Average	Min	Max	2018	2017	% chg
Male											
Good 90 -120 lbs	841	100.00	80.00	125.00	728	151.00	120.00	170.00	26 951	26 429	2.0 %
Good 121 - 140 lbs	160	103.00	65.00	120.00	169	148.00	125.00	160.00	6 758	6 178	9.4 %
Average 90 - 140 lbs	572	73.00	50.00	95.00	629	125.00	80.00	155.00	21 003	21 383	-1.8 %
Misc. - All weights	478	36.00	20.00	80.00	594	45.00	20.00	100.00	15 034	14 292	5.2 %
Female											
Good 90 -120 lbs	55	75.00	50.00	110.00	54	191.00	60.00	240.00	1 927	2 410	-20.0 %
A2 Grain fed veal calves (hide off)	1 228	238.70	n/a	n/a	1 322	261.10	n/d	n/d	48 824	52 616	-7.2 %
596 lbs live / 325-353 lbs hide off											

Source: Les producteurs de bovins du Québec

Ontario Live Auction											
	2018				2017				Volume (YTD)		
	Number (head)	Price ( \$ / 100 lbs)			Number (head)	Price ( \$ / 100 lbs)			head		
		Average	Min	Max		Average	Min	Max	2018	2017	% chg
+ 600 lbs	684	116.02	98.24	131.64	674	132.27	116.13	148.72	25 129	23 398	7.4 %
451 - 600 lbs	42	108.48	89.15	125.51	32	119.65	108.87	128.25	1 590	1 320	20.5 %
301 - 450 lbs	35	149.79	119.62	166.85	35	168.48	110.59	190.21	1 057	1 098	-3.7 %
126 - 300 lbs	152	120.99	82.38	223.75	97	139.42	107.45	192.58	3 979	3 859	3.1 %
- 125 lbs	942	89.78	47.93	218.17	904	122.89	86.18	163.39	31 568	30 512	3.5 %

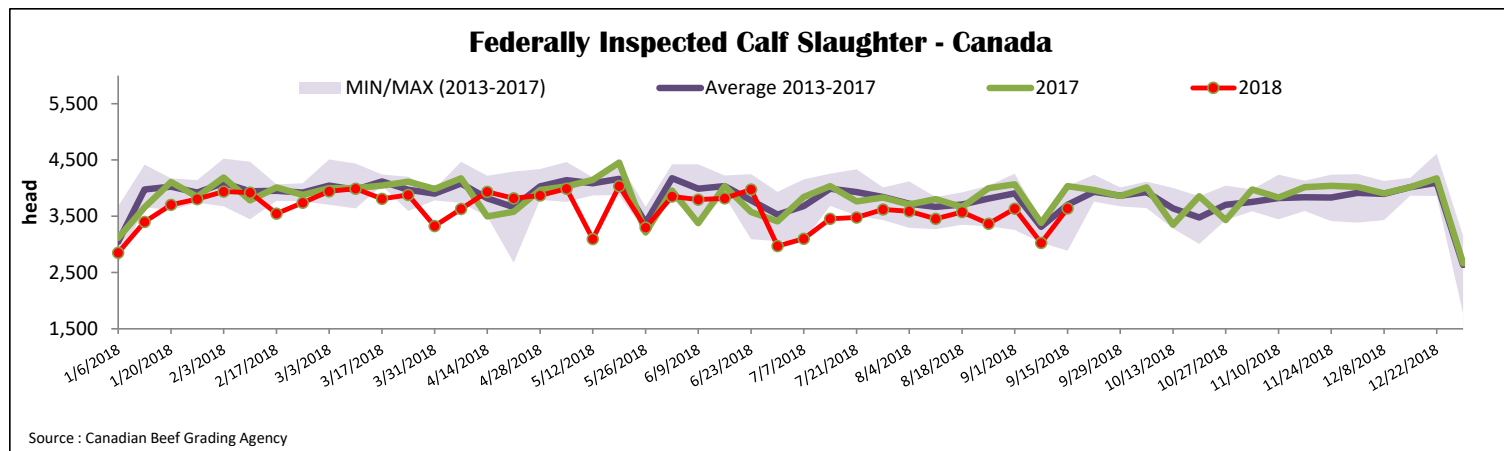
Source: Beef Farmers of Ontario

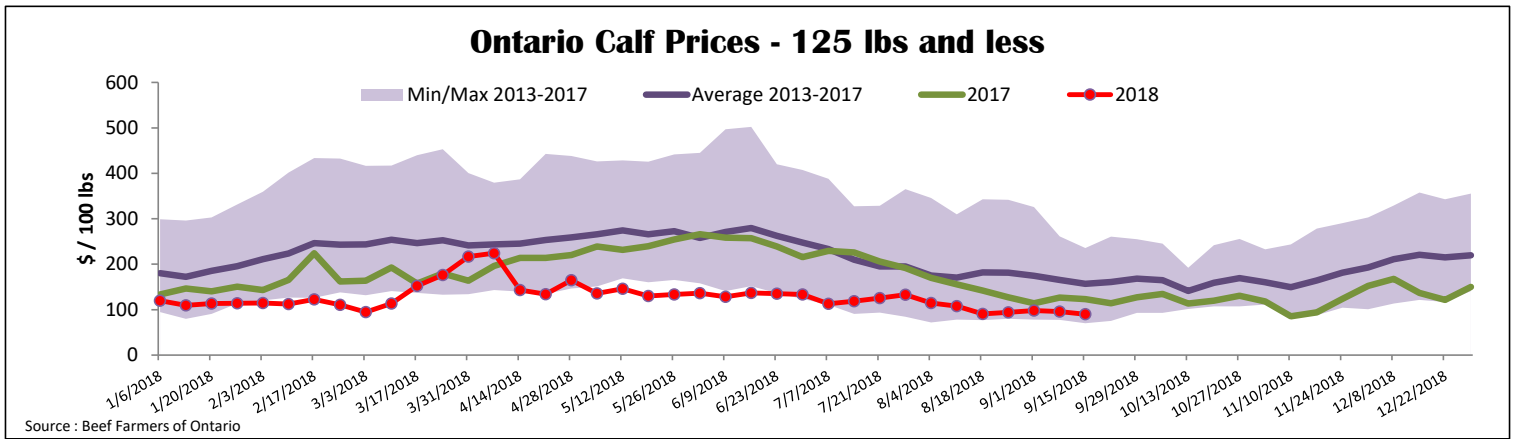
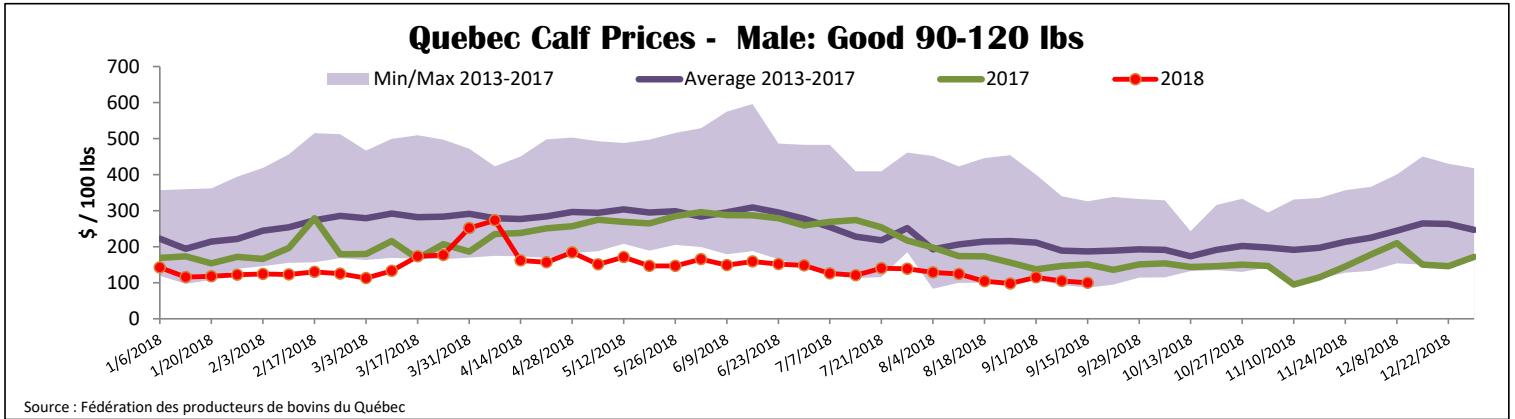
Federally Inspected Slaughter									
	Weekly			Year to date			Carcass Weight lbs (Jan-July)		
	2018	2017	% chg	2018	2017	% chg	2018	2017	% chg
Ontario	192	218	-11.9 %	6 568	9 769	-32.8 %	375	381	-1.5 %
Quebec	3 447	3 820	-9.8 %	127 317	132 516	-3.9 %	328	322	2.0 %
<b>Canada</b>	<b>3 639</b>	<b>4 038</b>	<b>-9.9 %</b>	<b>133 885</b>	<b>142 285</b>	<b>-5.9 %</b>	<b>331</b>	<b>326</b>	<b>1.4 %</b>

Source: Canadian Beef Grading Agency / Source: Canadian Food Inspection Agency (CFIA)

Exports					Imports				
Total veal (tonnes)	Jan. 1 - July 31, 2018				Total veal (tonnes)	Jan. 1 - Sept. 15, 2018			
	2018	2017	% chg			2018	2017	% chg	
United States	2 570	2 279	12.8 %		United States	783	1 163	-32.7 %	
United Arab Emirates	105	93	12.9 %		Netherlands	264	34	674.1 %	
Denmark	20	0	-		Australia	241	148	62.2 %	
Others	11	26	-55.6 %		New Zealand	182	491	-63.0 %	
<b>Total</b>	<b>2 706</b>	<b>2 398</b>	<b>12.9 %</b>		Others	13	27	-50.6 %	
					<b>Total</b>	<b>1 483</b>	<b>1 863</b>	<b>-20.4 %</b>	
					<b>EU-28 (Veal total)</b>	264	61	334.3 %	

\*Includes domestic exports only / Source: Statistics Canada / Source: CFIA





<b>United States</b>											
Week ending September 8, 2018											
Federally Inspected Slaughter					Northeast and North Central U.S. Wholesale Price						
		Weekly			Year to date			August 2018 Wholesale Price			
		2018	2017	% chg	2018	2017	% chg	\$/100 lbs	Simple avg	Min	Max
Milk-fed or nature *											
North East		1 735	1 935	-10.3 %	72 580	75 995	-4.5 %	307 Rack, Ribeye	1 825.00	1 825.00	1 825.00
North Central		1 332	1 293	3.0 %	58 462	62 486	-6.4 %	332 Loin, Trimmed 4x4	617.50	560.00	675.00
<b>Total</b>		<b>3 067</b>	<b>3 228</b>	<b>-5.0 %</b>	<b>131 042</b>	<b>138 481</b>	<b>-5.4 %</b>	1336 Leg slice, Retail	872.50	750.00	995.00
Other calves		7 531	5 939	26.8 %	242 697	203 525	19.2 %	1312 Osso Buco, Foreshank	785.00	675.00	895.00
<b>Total</b>		<b>10 598</b>	<b>9 167</b>	<b>15.6 %</b>	<b>373 739</b>	<b>342 006</b>	<b>9.3 %</b>	Shoulder Clod, Chuck	675.00	525.00	825.00
Production								Source : USDA			
Calves (million lbs)		1.3	1.3	0.0 %	49.3	49.4	-0.2 %	<b>Pennsylvania Vintage Calf Auction</b>			
Live weight (lbs)		209	237	-11.8 %							
Dressed weight (lbs)		121	138	-12.3 %							
							September 4, 2018				
							\$ / 100 lbs				
							Min				
							Max				
							Number 1				
							120 lbs				
							95 - 112 lbs				
							80.00				
							90.00				
							100.00				
							Number 2				
							85 - 112 lbs				
							75 - 83 lbs				
							75.00				
							42.00				
							60.00				
							Number 3				
							108 lbs				
							83 - 95 lbs				
							73 lbs				
							52.00				
							35.00				
							20.00				
							20.00				

Source : USDA