



Veal Supply at a Glance - Canada

For week ending December 8, 2018

Quebec Live Auction											
	2018				2017				Volume (YTD)		
	Number	Price (\$ / 100 lbs)			Number	Price (\$ / 100 lbs)			head		
Dairy Calves	(head)	Average	Min	Max	(head)	Average	Min	Max	2018	2017	% chg
Male											
Good 90 -120 lbs	743	116.00	95.00	135.00	1 000	210.00	190.00	235.00	36 145	35 655	1.4 %
Good 121 - 140 lbs	240	117.00	100.00	135.00	205	195.00	160.00	230.00	9 062	8 149	11.2 %
Average 90 - 140 lbs	465	71.00	30.00	120.00	601	160.00	115.00	200.00	27 602	28 206	-2.1 %
Misc. - All weights	358	29.00	15.00	50.00	412	66.00	20.00	137.00	19 564	20 066	-2.5 %
Female											
Good 90 -120 lbs	58	71.00	25.00	170.00	69	229.00	150.00	285.00	2 688	3 074	-12.6 %
A2 Grain fed veal calves (hide off)	1 478	250.10	n/a	n/a	1 473	300.20	n/a	n/a	65 098	67 854	-4.1 %
596 lbs live / 325-353 lbs hide off											

Source: Les producteurs de bovins du Québec

Ontario Live Auction											
	2018				2017				Volume (YTD)		
	Number	Price (\$ / 100 lbs)			Number	Price (\$ / 100 lbs)			head		
	(head)	Average	Min	Max	(head)	Average	Min	Max	2018	2017	% chg
+ 600 lbs	657	119.12	99.14	133.65	514	149.82	123.34	172.00	33 279	30 347	9.7 %
451 - 600 lbs	44	89.56	76.70	108.89	36	116.05	98.50	129.90	2 210	1 756	25.9 %
301 - 450 lbs	46	130.48	97.89	176.50	41	172.02	104.87	209.99	1 621	1 591	1.9 %
126 - 300 lbs	95	113.28	80.85	200.40	147	156.63	109.32	229.81	5 460	5 144	6.1 %
- 125 lbs	796	98.42	53.51	193.89	962	167.44	92.25	280.95	41 758	41 099	1.6 %

Source: Beef Farmers of Ontario

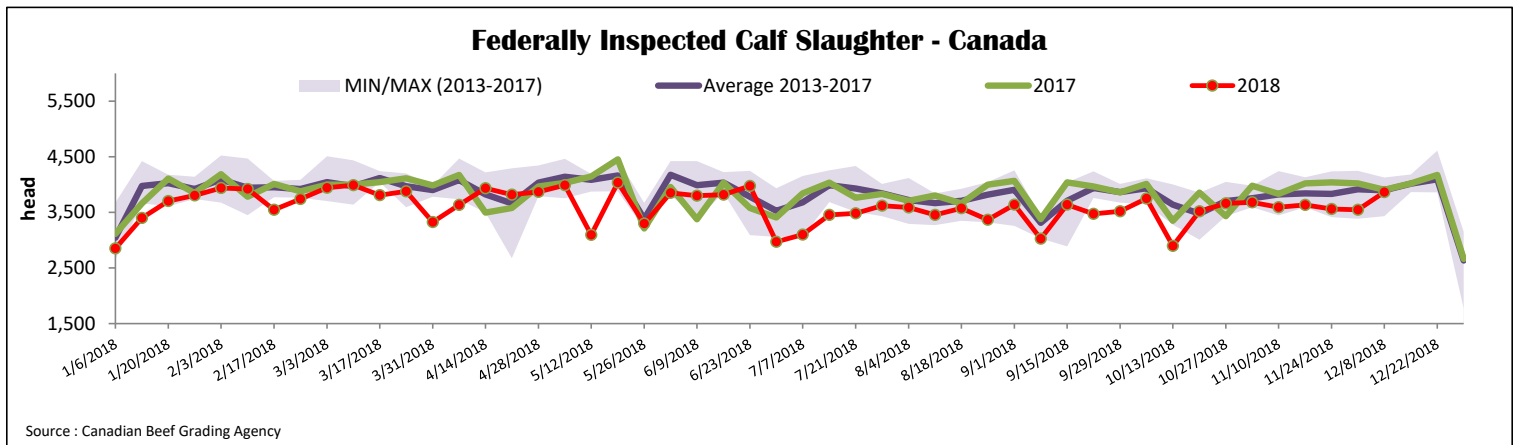
Federally Inspected Slaughter									
	Weekly			Year to date			October		
	2018	2017	% chg	2018	2017	% chg	2018	2017	% chg
Ontario	207	184	12.5 %	8 350	12 064	-30.8 %	375	382	-1.8 %
Quebec	3 657	3 721	-1.7 %	168 231	176 488	-4.7 %	328	321	2.2 %
Canada	3 864	3 905	-1.0 %	176 581	188 552	-6.3 %	330	325	1.6 %

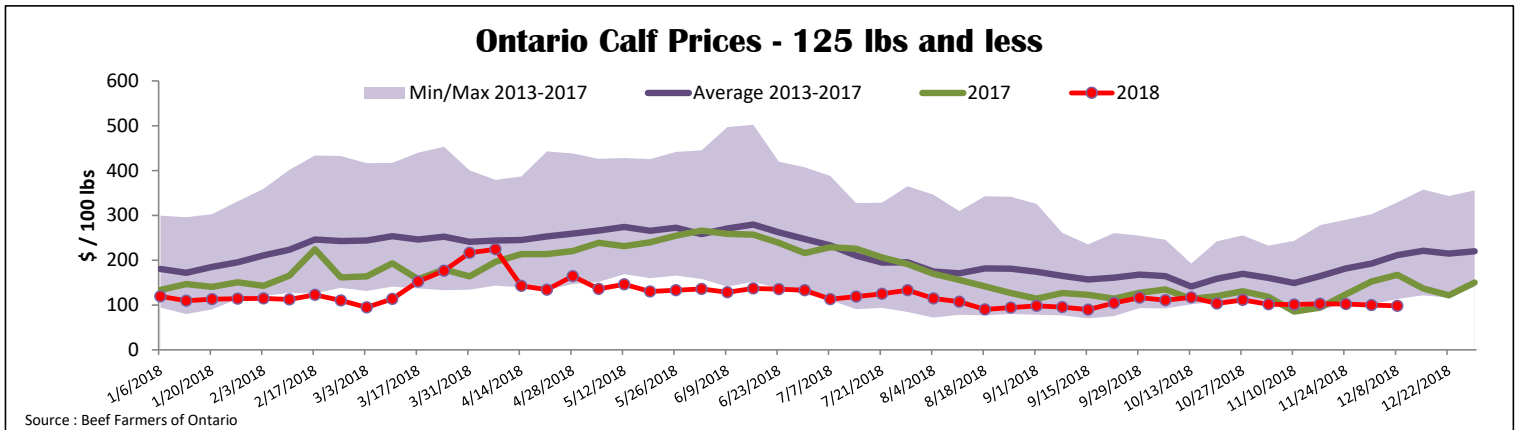
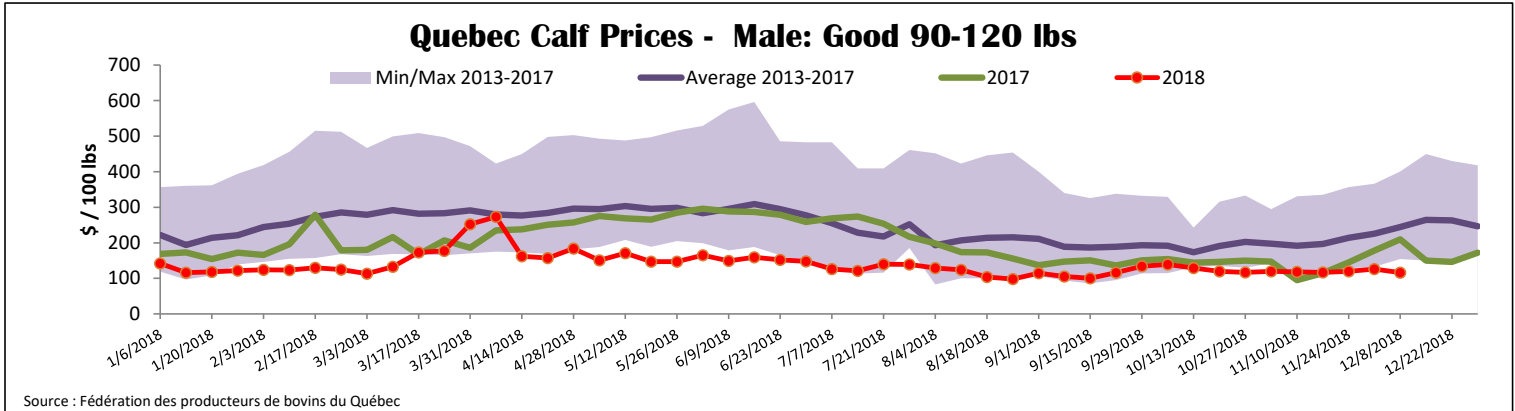
Source: Canadian Beef Grading Agency Source: Canadian Food Inspection Agency (CFIA)

Exports					Imports				
Jan. 1 - Oct. 31, 2018					Jan. 1 - Dec. 8, 2018				
Total veal (tonnes)	2018	2017	% chg		Total veal (tonnes)	2018	2017	% chg	
United States	3 422	3 335	2.6 %		New Zealand	1 704	955	78.4 %	
United Arab Emirates	142	129	10.0 %		United States	1 276	1 351	-5.6 %	
Denmark	20	0	-		Netherlands	356	92	284.7 %	
Others	26	44	-41.3 %		Australia	289	357	-19.1 %	
Total	3 609	3 508	2.9 %		Others	13	32	-58.1 %	
					Total	3 639	2 788	30.5 %	
					EU-28 (Veal total)	356	125	185.7 %	

*Includes domestic exports only Source: CFIA

Source: Statistics Canada





United States										
Week ending December 1, 2018										
Federally Inspected Slaughter					Northeast and North Central U.S. Wholesale Price					
		Weekly			Year to date			November 2018 Wholesale Price		
Milk-fed or nature *	2018	2017	% chg	2018	2017	% chg	\$/100 lbs	Simple avg	Min	Max
North East	2 226	2 159	3.1 %	97 853	103 405	-5.4 %	307 Rack, Ribeye	1 825.00	1 825.00	1 825.00
North Central	1 598	1 840	-13.2 %	78 852	82 361	-4.3 %	332 Loin, Trimmed 4x4	635.00	595.00	675.00
Total	3 824	3 999	-4.4 %	176 705	185 766	-4.9 %	1336 Leg slice, Retail	862.50	750.00	975.00
Other calves	10 653	7 042	51.3 %	343 024	275 012	24.7 %	1312 Osso Buco, Fore Shank	785.00	675.00	895.00
Total	14 477	11 041	31.1 %	519 729	460 778	12.8 %	Shoulder Clod, Chuck	675.00	525.00	825.00
Production							Source : USDA			
Calves (million lbs)	1.6	1.6	0.0 %	67.4	66.8	0.9 %	Source : USDA			
Live weight (lbs)	199	243	-18.1 %							
Dressed weight (lbs)	114	142	-19.7 %	Source : USDA						
Northeast and North Central							Pennington Vintage Calf Auction			
(Veal Carcass, Hot Basis – Paid to Producer (Hide off, 255-315 lbs))							*This data remains unchanged from last week's Veal Supply at a Glance			
* Special fed : milk fed, nature							Graded Holstein Bull Calves			
\$US / 100 lbs							November 27, 2018			
			Weighted Average Price		Min	Max	\$ / 100 lbs	Min	Max	
Non-Packer Owned			308.50		291.00	312.00	Number 1	125 lbs	75.00	75.00
Packer Owned			306.44		304.00	310.00		104 - 113 lbs	92.00	102.00
							Number 2	104 - 113 lbs	85.00	90.00
								95 - 102 lbs	107.00	115.00
								83 - 90 lbs	15.00	45.00
							Number 3	93 - 108 lbs	25.00	40.00
								65 - 84 lbs	5.00	12.00
Source : USDA							Source : USDA			