

Veal Supply at a Glance - Canada

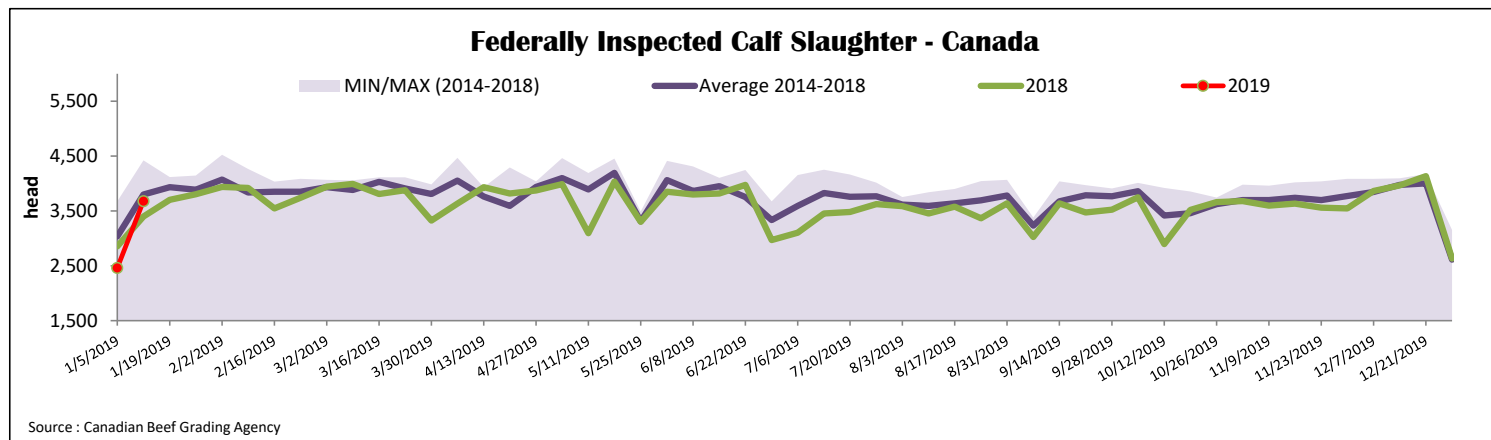
For week ending January 19, 2019

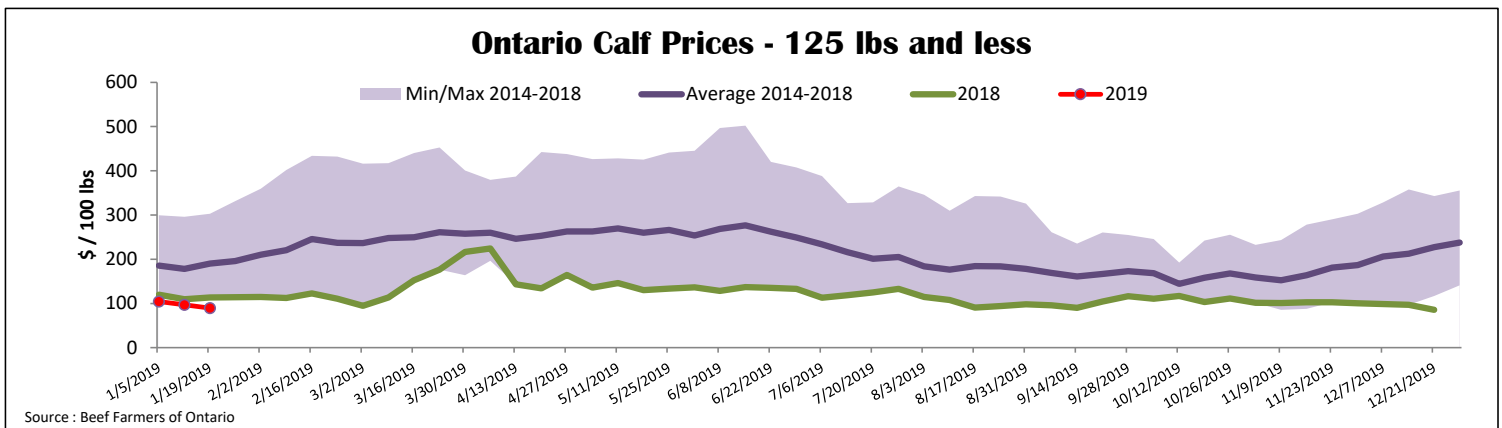
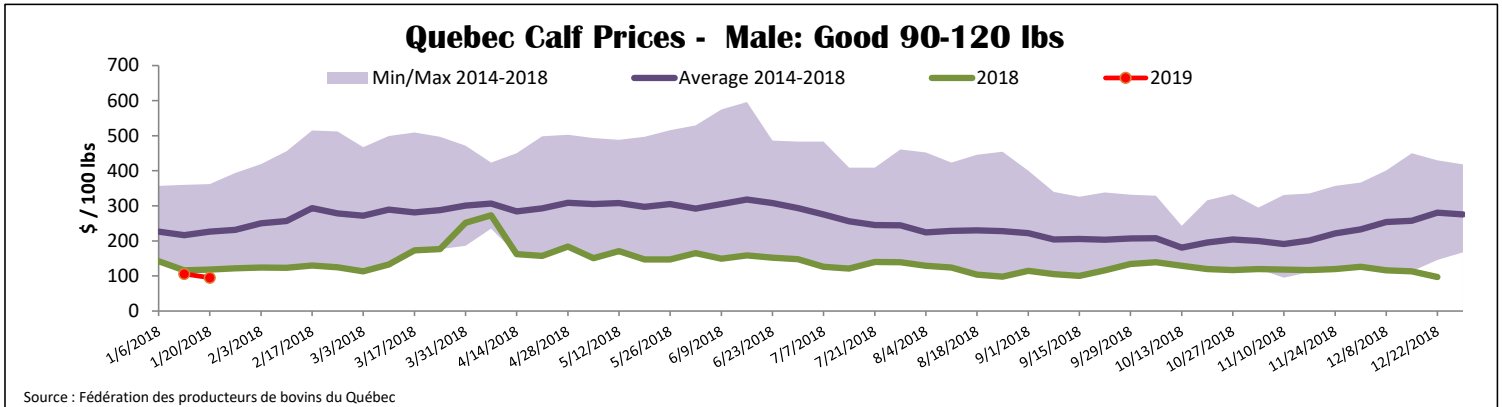
Quebec Live Auction											
Dairy Calves	2019				2018				Volume (YTD)		
	Number	Price (\$ / 100 lbs)			Number	Price (\$ / 100 lbs)			head		
Male	(head)	Average	Min	Max	(head)	Average	Min	Max	2019	2018	% chg
Good 90 - 120 lbs	645	95.00	80.00	115.00	751	118.00	95.00	145.00	1 436	1 796	-20.0 %
Good 121 - 140 lbs	242	95.00	80.00	115.00	174	121.00	100.00	140.00	620	538	15.2 %
Average 90 - 140 lbs	593	63.00	40.00	90.00	535	95.00	60.00	130.00	1 352	2 061	-34.4 %
Misc. - All weights	316	29.00	20.00	50.00	462	40.00	20.00	70.00	805	1 599	-49.7 %
Female											
Good 90 - 120 lbs	43	56.00	20.00	100.00	40	105.00	60.00	150.00	91	120	-24.2 %
A2 Grain fed veal calves (hide off)	1 422	215.00	n/a	n/a	1 336	331.90	n/a	n/a	4 382	3 598	21.8 %
596 lbs live / 325-353 lbs hide off									Source: Les producteurs de bovins du Québec		

Ontario Live Auction											
	2019				2018				Volume (YTD)		
	Number	Price (\$ / 100 lbs)			Number	Price (\$ / 100 lbs)			head		
	(head)	Average	Min	Max	(head)	Average	Min	Max	2019	2018	% chg
+ 600 lbs	686	92.48	76.95	110.36	657	161.73	129.02	180.53	1 903	1 547	23.0 %
451 - 600 lbs	36	92.47	76.56	109.54	45	134.35	119.22	153.42	127	115	10.4 %
301 - 450 lbs	48	133.78	93.39	191.71	40	141.27	104.25	186.09	77	69	11.6 %
126 - 300 lbs	150	109.19	67.58	190.53	135	126.49	98.71	158.26	465	360	29.2 %
- 125 lbs	788	89.43	56.91	199.99	846	113.31	67.02	221.38	2 136	2 499	-14.5 %
Source: Beef Farmers of Ontario											

Federally Inspected Slaughter									
	Weekly			Year to date			Carcass Weight lbs (Jan-November)		
	2019	2018	% chg	2019	2018	% chg	2018	2017	% chg
Ontario	175	184	-4.9 %	435	575	-24.3 %	375	382	-1.8 %
Quebec	3 662	3 519	4.1 %	9 544	9 381	1.7 %	328	321	2.2 %
Canada	3 837	3 703	3.6 %	9 979	9 956	0.2 %	330	325	1.6 %
Source: Canadian Beef Grading Agency					Source: Canadian Food Inspection Agency (CFIA)				

Exports					Imports				
Total veal (tonnes)	Jan. 1 - Nov. 30, 2018				Total veal (tonnes)	Jan. 1 - Jan. 19, 2019			
	2018	2017	% chg			2019	2018	% chg	
United States	3 648	3 664	-0.4 %		236	85	177.9 %		
United Arab Emirates	167	148	12.7 %		18	52	-64.6 %		
Denmark	20	0	-		17	16	8.8 %		
Others	27	46	-41.4 %		6	28	-77.2 %		
Total	3 861	3 858	0.1 %		278	181	53.8 %		
*Includes domestic exports only					EU-28 (Veal total)				
						7	28	-76.5 %	
Source: Statistics Canada					Source: CFIA				





United States

Week ending January 12, 2019

Federally Inspected Slaughter				Northeast and North Central U.S. Wholesale Price							
	Weekly			Year to date			December 2018 Wholesale Price				
	2019	2018	% chg	2019	2018	% chg	\$/100 lbs	Simple avg	Min	Max	
Milk-fed or nature *											
North East	2 254	2 254	0.0 %	4 132	4 095	0.9 %	307 Rack, Ribeye	1 825.00	1 825.00	1 825.00	
North Central	1 520	1 808	-15.9 %	2 769	3 210	-13.7 %	332 Loin, Trimmed 4x4	612.50	550.00	675.00	
Total	3 774	4 062	-7.1 %	6 901	7 305	-5.5 %	1336 Leg slice, Retail	862.50	750.00	975.00	
Other calves	6 226	7 134	-12.7 %	10 099	13 872	-27.2 %	1312 Osso Buco, Foreshank	785.00	675.00	895.00	
Total	10 000	11 196	-10.7 %	17 000	21 177	-19.7 %	Shoulder Clod, Chuck	675.00	525.00	825.00	
Production*											
Calves (million lbs)	1.2	1.5	-20.0 %	2.0	2.8	-28.6 %					
Live weight (lbs)	204	231	-11.7 %								
Dressed weight (lbs)	118	134	-11.9 %								

Source : USDA

*Due to the US partial government shutdown, production data includes estimates for 2019.

Northeast and North Central					Pennsylvania Vintage Calf Auction				
(Veal Carcass, Hot Basis – Paid to Producer (Hide off, 255-315 lbs))					Graded Holstein Bull Calves				
					January 8, 2019				
					\$ / 100 lbs				
					Min Max				
* Special fed : milk fed, nature									
\$US / 100 lbs			Weighted Average Price	Min	Max	Number 1	104 - 122 lbs	60.00	75.00
Non-Packer Owned			310.07	298.00	312.00	Number 2	95 - 116 lbs	62.00	67.00
Packer Owned			306.06	304.00	310.00		90 lbs	40.00	40.00
						Number 3	95 - 112 lbs	30.00	32.00
							75 - 84 lbs	10.00	12.00

Source : USDA