

Veal Supply at a Glance - Canada

For week ending May 18, 2019

Quebec Live Auction											
	2019				2018				Volume (YTD)		
	Number (head)	Price (\$ / 100 lbs)			Number (head)	Price (\$ / 100 lbs)			head		
Dairy Calves		Average	Min	Max		Average	Min	Max	2019	2018	% chg
Holstein Male											
Good 90 -120 lbs	694	192.00	155.00	210.00	655	147.00	115.00	175.00	11 845	14 319	-17.3 %
Good 121 - 140 lbs	228	186.00	150.00	210.00	185	141.00	114.00	170.00	4 124	3 731	10.5 %
Average 90 - 140 lbs	517	164.00	120.00	195.00	572	117.00	80.00	150.00	8 966	11 882	-24.5 %
Misc. - All weights	327	85.00	20.00	150.00	428	66.00	20.00	115.00	5 331	7 439	-28.3 %
Holstein Female											
Good 90 -120 lbs	73	154.00	110.00	200.00	54	129.00	100.00	220.00	1 031	914	12.8 %
Other milk breeds (all weights)	33	102.00	20.00	200.00	29	90.00	40.00	140.00	492	817	-39.8 %
Crossbreeds dairy-butcher (all weights)	387	267.00	150.00	480.00	263	196.00	130.00	260.00	6 793	5 997	-11.7 %
A2 Grain fed veal calves (hide off)	1 372	215.10	n/a	n/a	1 377	235.30	n/a	n/a	29 115	26 360	10.5 %
596 lbs live / 325-353 lbs hide off											

Ontario Live Auction											
	2019				2018				Volume (YTD)		
	Number (head)	Price (\$ / 100 lbs)			Number (head)	Price (\$ / 100 lbs)			head		
		Average	Min	Max		Average	Min	Max	2019	2018	% chg
+ 600 lbs	766	92.52	78.10	106.46	790	113.87	95.92	128.06	14 761	12 913	14.3 %
451 - 600 lbs	56	87.09	70.77	106.19	56	107.73	89.84	123.39	972	923	5.3 %
301 - 450 lbs	39	123.95	82.62	162.12	46	147.62	97.07	182.21	779	652	19.5 %
126 - 300 lbs	95	164.17	104.43	282.13	99	145.33	94.09	234.67	2 565	2 104	21.9 %
- 125 lbs	807	191.58	134.77	330.47	952	130.17	83.39	231.66	14 240	16 782	-15.1 %

Source: Beef Farmers of Ontario

Federally Inspected Slaughter									
	Weekly			Year to date			Carcass Weight lbs (Jan-Mar.)		
	2019	2018	% chg	2019	2018	% chg	2019	2018	% chg
Quebec	3 286	3 827	-14.1 %	67 303	70 518	-4.6 %	366	326	12.3 %
Rest of Canada	147	209	-29.7 %	3 182	3 707	-14.2 %	358	372	-3.5 %
Canada	3 433	4 036	-14.9 %	70 485	74 225	-5.0 %	366	328	11.5 %

Source: Canadian Beef Grading Agency

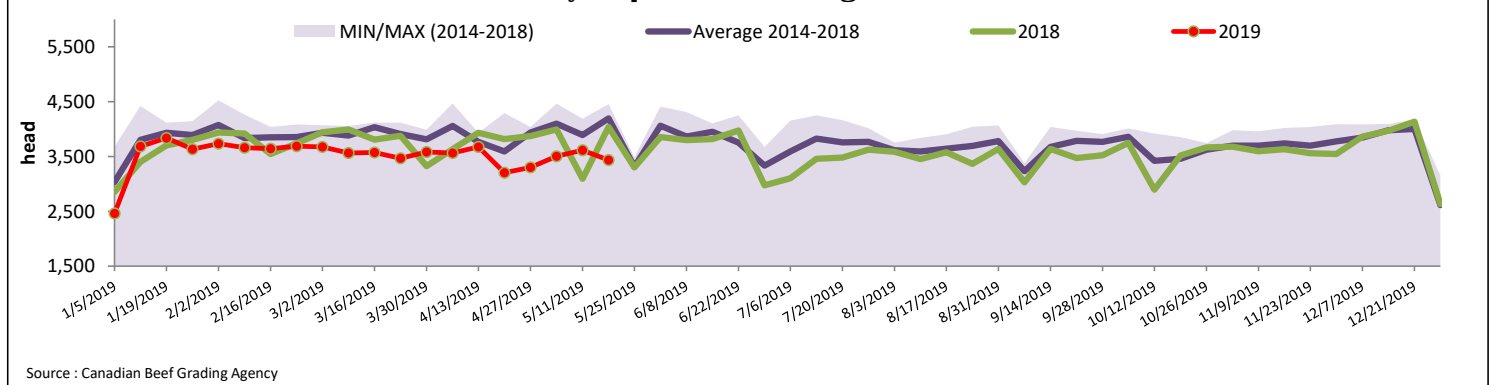
Source: Canadian Food Inspection Agency (CFIA)

Domestic Exports					Imports				
Total veal (tonnes)	Jan. 1 - March 31, 2019				Total veal (tonnes)	Jan. 1 - May 18, 2019			
	2019	2018	% chg			2019	2018	% chg	
United States	726	1 152	-37.0 %		United States	741	519	42.7 %	
United Arab Emirates	93	55	67.8 %		Netherlands	138	172	-19.7 %	
Saudi Arabia	5	0	-		Australia	89	183	-51.4 %	
Others	3	4	-22.5 %		New Zealand	49	86	-43.0 %	
Total	826	1 210	-31.7 %		Total	1 017	974	4.5 %	
					EU-28 (Veal total)	138	172	-19.7 %	

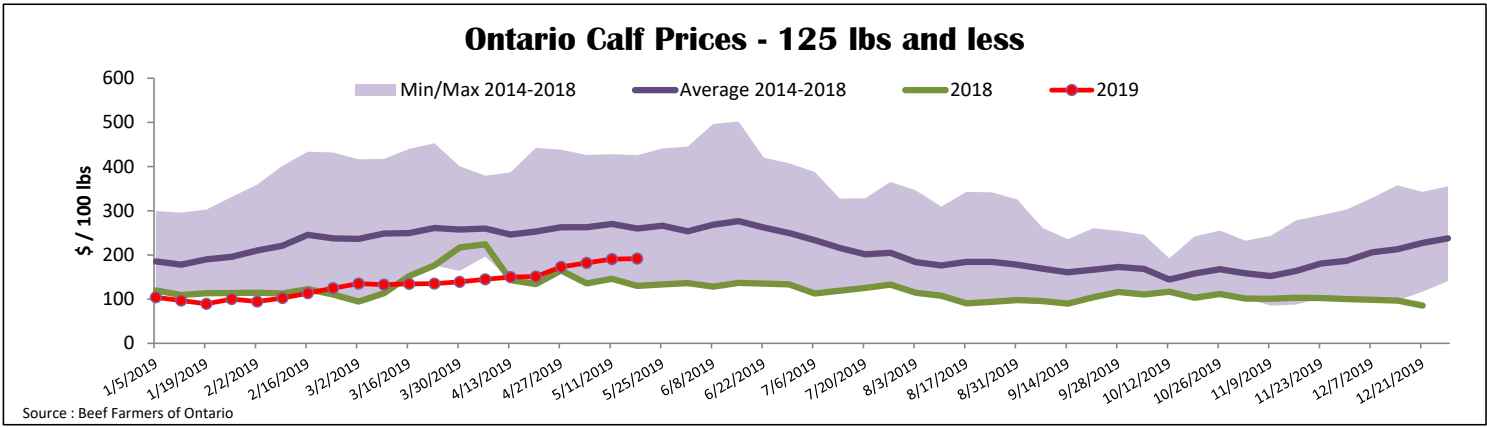
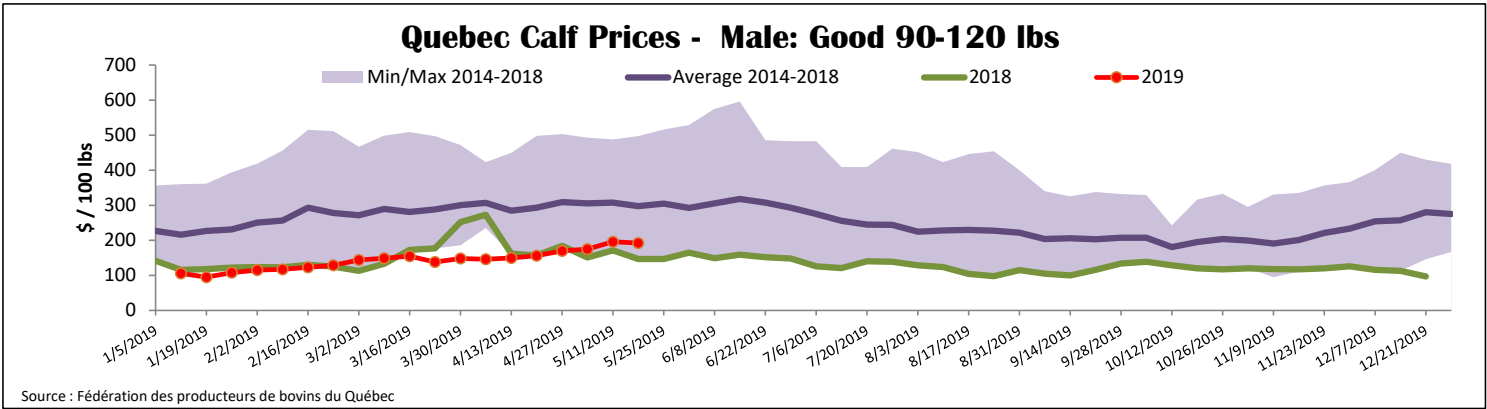
Source: Statistics Canada

Source: CFIA

Federally Inspected Calf Slaughter - Canada



Source: Canadian Beef Grading Agency



United States

Week ending May 11, 2019

Federally Inspected Slaughter				Northeast and North Central U.S. Wholesale Price							
	Weekly			Year to date			April 2019 Wholesale Price				
	2019	2018	% chg	2019	2018	% chg	\$/100 lbs	Simple avg	Min	Max	
Milk-fed or nature *											
North East	2 248	1 829	22.9 %	40 665	39 759	2.3 %	307 Rack, Ribeye	1 825.00	1 825.00	1 825.00	
North Central	1 173	1 487	-21.1 %	27 750	31 882	-13.0 %	332 Loin, Trimmed 4x4	592.50	510.00	675.00	
Total	3 421	3 316	3.2 %	68 415	71 641	-4.5 %	1336 Leg slice, Retail	862.50	750.00	975.00	
Other calves	6 157	6 691	-8.0 %	137 438	120 720	13.8 %	1312 Osso Buco, Fore Shank	785.00	675.00	895.00	
Total	9 578	10 007	-4.3 %	205 853	192 361	7.0 %	Shoulder Clod, Chuck	675.00	525.00	825.00	
Production*											
Calves (million lbs)	1.2	1.3	-7.7 %	26.3	26.3	0.0 %					
Live weight (lbs)	223	234	-4.7 %								
Dressed weight (lbs)	129	135	-4.4 %								

Source : USDA

Northeast and North Central

(Veal Carcass, Hot Basis – Paid to Producer (Hide off, 255-315 lbs))

* Special fed : milk fed, nature

\$US / 100 lbs	Weighted Average Price	Min	Max
Non-Packer Owned	309.04	302.00	312.00
Packer Owned	302.05	298.00	310.00

Source : USDA

Pennsylvania Vintage Calf Auction

Graded Holstein Bull Calves May 7, 2019

	Weight	Head	\$/ 100 lbs	
			Min	Max
Number 1	- 89 lbs	15	80.00	145.00
	90 - 120 lbs	264	100.00	200.00
	+ 120 lbs	12	95.00	190.00
Beef Cross		11	175.00	270.00
Number 2	- 100 lbs	152	55.00	147.00
	+ 100 lbs	148	75.00	170.00
Number 3	- 100 lbs	244	20.00	100.00
	+ 100 lbs	93	15.00	140.00

* Does not include all head sold

Source : USDA