

Veal Supply at a Glance - Canada

For week ending May 25, 2019

Quebec Live Auction											
	2019				2018				Volume (YTD)		
	Number (head)	Price (\$ / 100 lbs)			Number (head)	Price (\$ / 100 lbs)			head		
	Average	Min	Max	Average	Min	Max	2019	2018	% chg		
Dairy Calves											
Holstein Male											
Good 90 -120 lbs	500	190.00	160.00	220.00	678	147.00	130.00	165.00	12 345	14 997	-17.7 %
Good 121 - 140 lbs	176	188.00	160.00	215.00	160	148.00	128.00	165.00	4 300	3 891	10.5 %
Average 90 - 140 lbs	475	161.00	120.00	200.00	677	122.00	95.00	150.00	9 441	12 559	-24.8 %
Misc. - All weights	299	68.00	20.00	120.00	398	61.00	30.00	105.00	5 630	7 837	-28.2 %
Holstein Female											
Good 90 -120 lbs	61	148.00	120.00	200.00	55	125.00	100.00	200.00	1 092	969	12.7 %
Other milk breeds (all weights)	19	86.00	10.00	145.00	65	101.00	50.00	160.00	511	882	-42.1 %
Crossbreeds dairy-butcher (all weights)	318	270.00	145.00	400.00	255	207.00	130.00	275.00	7 111	6 252	-12.1 %
A2 Grain fed veal calves (hide off)	1 582	215.10	n/a	n/a	1 286	235.50	n/a	n/a	30 697	27 646	11.0 %
596 lbs live / 325-353 lbs hide off											

Ontario Live Auction											
	2019				2018				Volume (YTD)		
	Number (head)	Price (\$ / 100 lbs)			Number (head)	Price (\$ / 100 lbs)			head		
	Average	Min	Max	Average	Min	Max	2019	2018	% chg		
+ 600 lbs	768	95.30	81.50	108.07	744	113.58	97.15	126.90	15 529	13 657	13.7 %
451 - 600 lbs	65	81.37	64.11	97.23	37	112.39	89.51	128.30	1 037	960	8.0 %
301 - 450 lbs	77	102.66	78.00	152.39	43	137.07	99.60	181.44	856	695	23.2 %
126 - 300 lbs	144	137.07	98.05	233.66	95	147.46	105.58	231.04	2 709	2 199	23.2 %
- 125 lbs	769	170.92	106.66	351.87	849	133.23	78.04	229.45	15 009	17 631	-14.9 %

Source: Beef Farmers of Ontario

Federally Inspected Slaughter									
	Weekly			Year to date			Carcass Weight lbs (Jan-Mar.)		
	2019	2018	% chg	2019	2018	% chg	2019	2018	% chg
Quebec	2 744	3 109	-11.7 %	70 047	73 627	-4.9 %	366	326	12.3 %
Rest of Canada	148	191	-22.5 %	3 330	3 898	-14.6 %	358	372	-3.5 %
Canada	2 892	3 300	-12.4 %	73 377	77 525	-5.4 %	366	328	11.5 %

Source: Canadian Beef Grading Agency

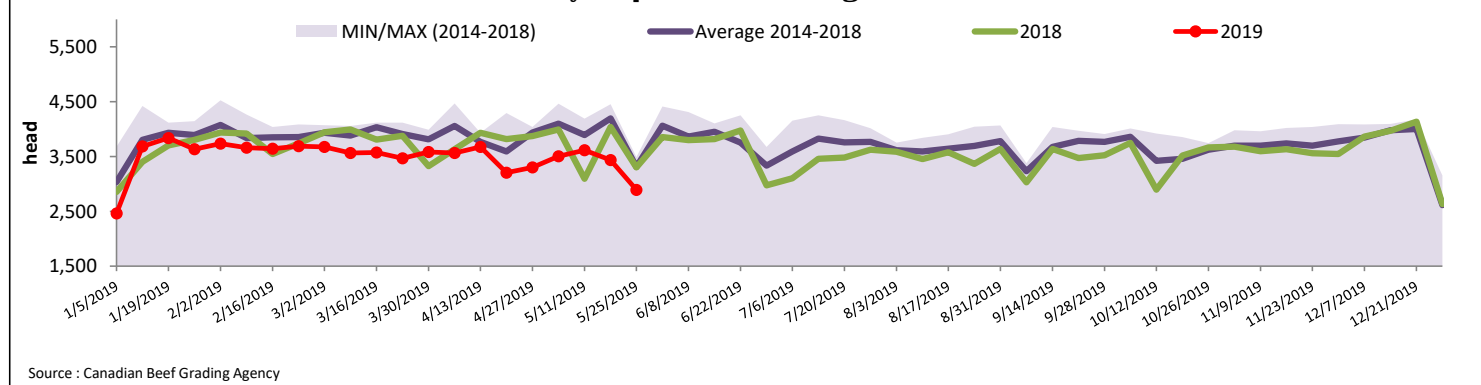
Source: Canadian Food Inspection Agency (CFIA)

Domestic Exports					Imports				
Total veal (tonnes)	Jan. 1 - March 31, 2019				Total veal (tonnes)	Jan. 1 - May 25, 2019			
	2019	2018	% chg			2019	2018	% chg	
United States	726	1 152	-37.0 %		United States	754	522	44.5 %	
United Arab Emirates	93	55	67.8 %		Netherlands	140	175	-20.1 %	
Saudi Arabia	5	0	-		Australia	89	183	-51.4 %	
Others	3	4	-22.5 %		New Zealand	49	86	-43.0 %	
Total	826	1 210	-31.7 %		Total	1 032	979	5.4 %	
					EU-28 (Veal total)	140	175	-20.1 %	

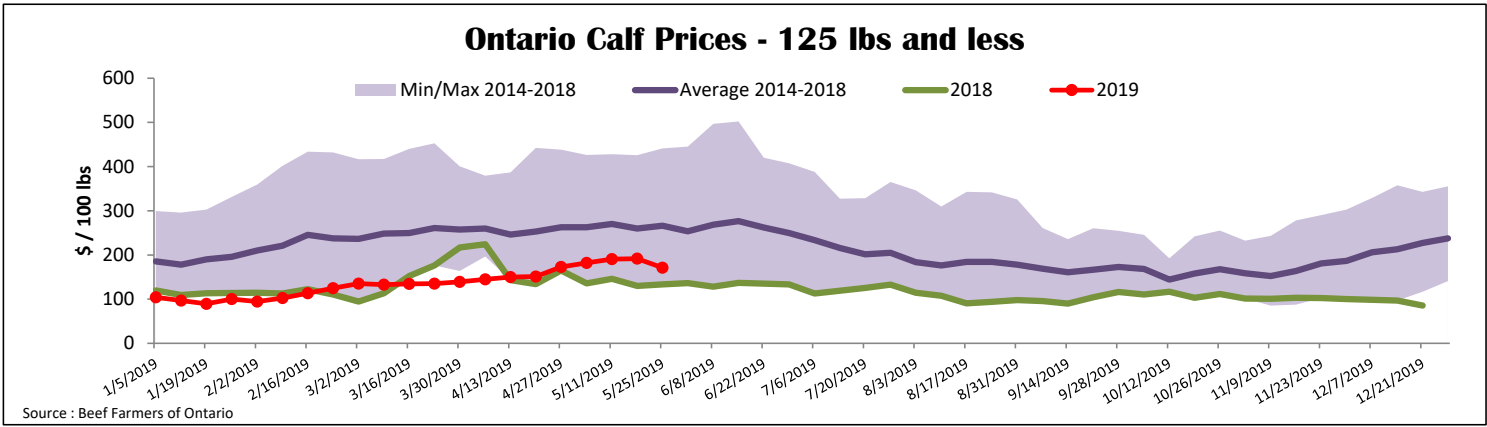
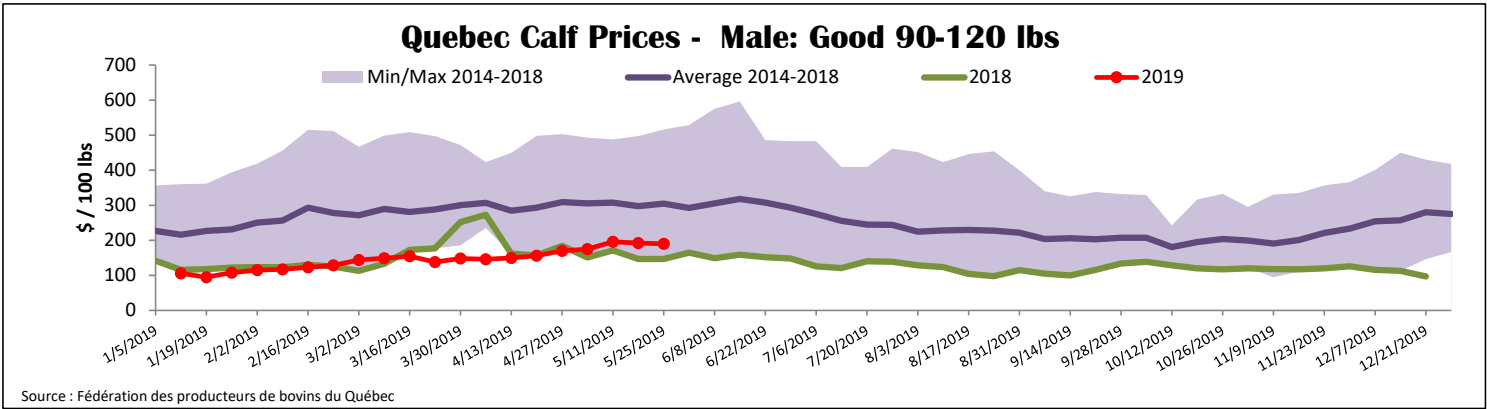
Source: Statistics Canada

Source: CFIA

Federally Inspected Calf Slaughter - Canada



Source: Canadian Beef Grading Agency



United States

Week ending May 18, 2019

Federally Inspected Slaughter				Northeast and North Central U.S. Wholesale Price						
Weekly			Year to date			April 2019 Wholesale Price				
Milk-fed or nature *	2019	2018	% chg	2019	2018	% chg	\$/100 lbs	Simple avg	Min	Max
North East	2 209	2 073	6.6 %	42 874	41 832	2.5 %	307 Rack, Ribeye	1 825.00	1 825.00	1 825.00
North Central	1 554	1 857	-16.3 %	29 304	33 739	-13.1 %	332 Loin, Trimmed 4x4	592.50	510.00	675.00
Total	3 763	3 930	-4.2 %	72 178	75 571	-4.5 %	1336 Leg slice, Retail	862.50	750.00	975.00
Other calves	6 253	6 926	-9.7 %	143 691	127 646	12.6 %	1312 Osso Buco, Fore Shank	785.00	675.00	895.00
Total	10 016	10 856	-7.7 %	215 869	203 217	6.2 %	Shoulder Clod, Chuck	675.00	525.00	825.00
Production*										
Calves (million lbs)	1.4	1.5	-6.7 %	27.7	27.8	-0.4 %				
Live weight (lbs)	236	235	0.4 %							
Dressed weight (lbs)	138	136	1.5 %							

Source : USDA

Northeast and North Central

(Veal Carcass, Hot Basis – Paid to Producer (Hide off, 255-315 lbs))

* Special fed : milk fed, nature

\$US / 100 lbs	Weighted Average Price	Min	Max
Non-Packer Owned	308.66	298.00	312.00
Packer Owned	302.38	298.00	310.00

Source : USDA

Pennsylvania Vintage Calf Auction

Graded Holstein Bull Calves May 23, 2019

	Weight	Head	\$ / 100 lbs	
			Min	Max
Number 1	- 89 lbs	17	70.00	120.00
	90 - 120 lbs	203	100.00	175.00
	+ 120 lbs	26	110.00	155.00
Beef Cross		16	150.00	255.00
Number 2	- 100 lbs	175	55.00	185.00
	+ 100 lbs	154	75.00	170.00
Number 3	- 100 lbs	213	15.00	137.00
	+ 100 lbs	122	30.00	130.00

* Does not include all head sold

Source : USDA