

Veal Supply at a Glance - Canada

For week ending June 1, 2019

Quebec Live Auction											
	2019				2018				Volume (YTD)		
	Number (head)	Price (\$ / 100 lbs)			Number (head)	Price (\$ / 100 lbs)			head		
Dairy Calves		Average	Min	Max		Average	Min	Max	2019	2018	% chg
Holstein Male											
Good 90 -120 lbs	574	168.00	145.00	186.00	781	165.00	140.00	185.00	12 919	15 778	-18.1 %
Good 121 - 140 lbs	235	169.00	150.00	186.00	206	162.00	140.00	180.00	4 535	4 097	10.7 %
Average 90 - 140 lbs	456	134.00	100.00	165.00	624	137.00	85.00	175.00	9 897	13 183	-24.9 %
Misc. - All weights	369	56.00	15.00	110.00	351	58.00	20.00	105.00	5 999	8 188	-26.7 %
Holstein Female											
Good 90 -120 lbs	60	119.00	60.00	160.00	61	138.00	100.00	170.00	1 152	1 030	11.8 %
Other milk breeds (all weights)	20	87.00	15.00	150.00	56	110.00	30.00	210.00	531	938	-43.4 %
Crossbreeds dairy-butcher (all weights)	393	256.00	100.00	435.00	276	217.00	140.00	280.00	7 504	6 528	-13.0 %
A2 Grain fed veal calves (hide off)	1 430	215.00	n/a	n/a	1 345	245.20	n/a	n/a	32 128	28 991	10.8 %
596 lbs live / 325-353 lbs hide off											

Ontario Live Auction											
	2019				2018				Volume (YTD)		
	Number (head)	Price (\$ / 100 lbs)			Number (head)	Price (\$ / 100 lbs)			head		
		Average	Min	Max		Average	Min	Max	2019	2018	% chg
+ 600 lbs	879	94.39	81.17	106.84	921	101.10	87.70	118.01	16 408	14 578	12.6 %
451 - 600 lbs	69	93.99	78.64	116.59	63	104.40	89.02	114.92	1 106	1 023	8.1 %
301 - 450 lbs	61	112.11	83.77	151.57	23	151.94	136.34	171.22	917	718	27.7 %
126 - 300 lbs	157	142.52	92.82	267.94	125	140.75	98.19	221.22	2 866	2 324	23.3 %
- 125 lbs	759	165.79	95.62	357.49	899	136.12	81.94	223.56	15 768	18 530	-14.9 %

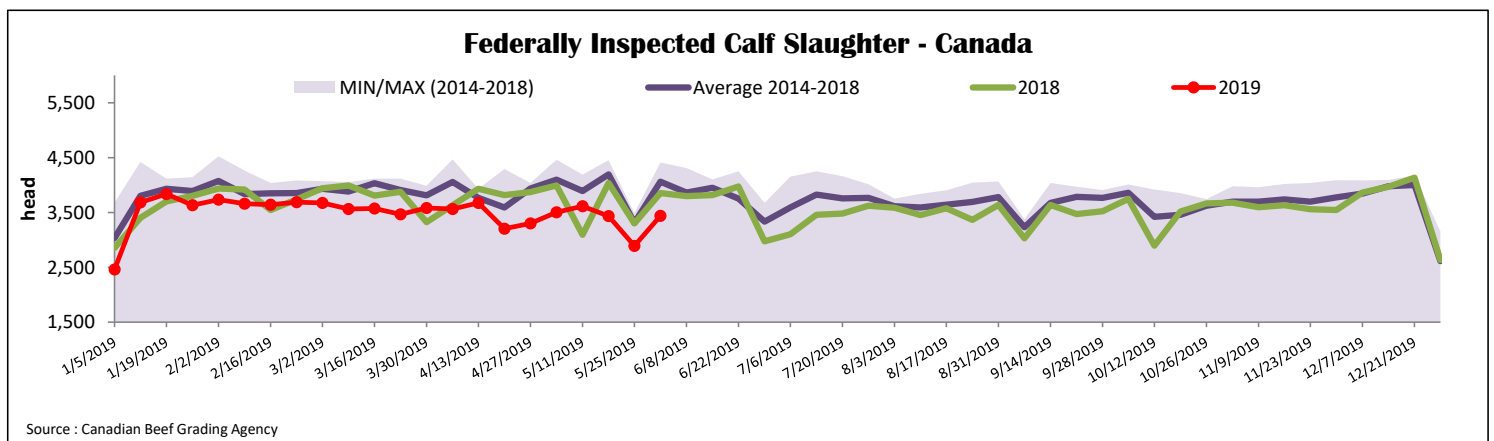
Source: Beef Farmers of Ontario

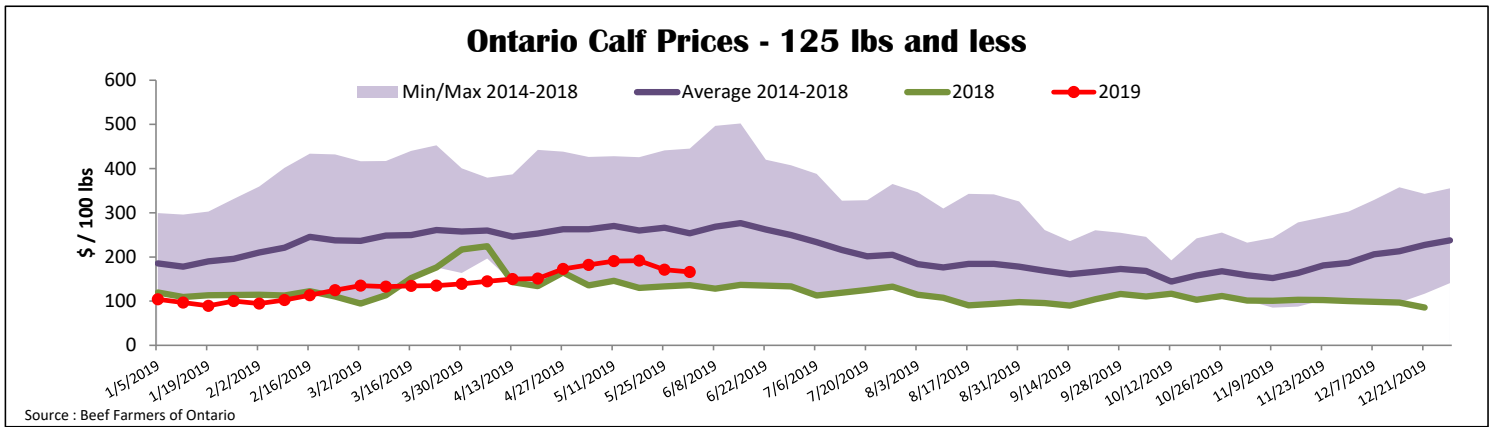
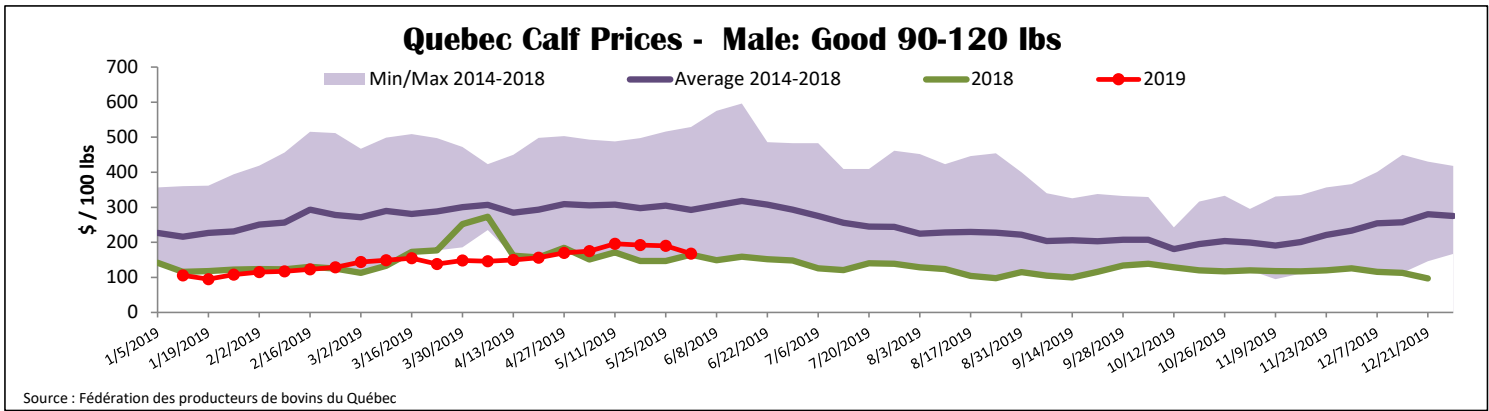
Federally Inspected Slaughter									
	Weekly			Year to date			Carcass Weight lbs (Jan-Mar.)		
	2019	2018	% chg	2019	2018	% chg	2019	2018	% chg
Quebec	3 291	3 644	-9.7 %	73 338	77 271	-5.1 %	366	326	12.3 %
Rest of Canada	146	208	-29.8 %	3 476	4 106	-15.3 %	358	372	-3.5 %
Canada	3 437	3 852	-10.8 %	76 814	81 377	-5.6 %	366	328	11.5 %

Source: Canadian Beef Grading Agency / Source: Canadian Food Inspection Agency (CFIA)

Domestic Exports					Imports					
Total veal (tonnes)	Jan. 1 - April 30, 2019				Total veal (tonnes)	Jan. 1 - June 1, 2019				
	2019	2018	% chg			2019	2018	% chg		
United States	940	1 503	-37.5 %		764	535	42.8 %			
United Arab Emirates	102	71	43.5 %		143	178	-19.6 %			
Saudi Arabia	5	0	-		89	183	-51.4 %			
Others	4	7	-47.5 %		49	86	-43.0 %			
Total	1 051	1 582	-33.5 %		1 046	996	5.0 %			
					EU-28 (Veal total)	143	178	-19.6 %		

Source: Statistics Canada / Source: CFIA





United States											
Week ending May 25, 2019											
Federally Inspected Slaughter					Northeast and North Central U.S. Wholesale Price						
					April 2019 Wholesale Price						
		Weekly		Year to date							
	2019	2018	% chg	2019	2018	% chg	\$/100 lbs	Simple avg	Min	Max	
Milk-fed or nature *											
North East	2 161	1 905	13.4 %	45 035	43 737	3.0 %	307 Rack, Ribeye	1 825.00	1 825.00	1 825.00	
North Central	1 510	1 656	-8.8 %	30 814	35 395	-12.9 %	332 Loin, Trimmed 4x4	592.50	510.00	675.00	
Total	3 671	3 561	3.1 %	75 849	79 132	-4.1 %	1336 Leg slice, Retail	862.50	750.00	975.00	
Other calves	6 264	6 774	-7.5 %	149 955	134 420	11.6 %	1312 Osso Buco, Fore Shank	785.00	675.00	895.00	
Total	9 935	10 335	-3.9 %	225 804	213 552	5.7 %	Shoulder Clod, Chuck	675.00	525.00	825.00	
Production*											
Calves (million lbs)	1.4	1.4	0.0 %	29.1	29.2	-0.3 %					
Live weight (lbs)	244	235	3.8 %								
Dressed weight (lbs)	143	137	4.4 %								
Northeast and North Central					Pennsylvania Vintage Calf Auction						
(Veal Carcass, Hot Basis – Paid to Producer (Hide off, 255-315 lbs))					Graded Holstein Bull Calves						
* Special fed : milk fed, nature					May 23, 2019						
		Weighted Average Price		Min		Max		\$/ 100 lbs			
\$US / 100 lbs											
Non-Packer Owned				309.38	295.00	312.00	Number 1	Weight	Head	Min	Max
Packer Owned				304.27	298.00	310.00		- 89 lbs	18	60.00	130.00
								90 - 120 lbs	115	60.00	195.00
								+ 120 lbs	9	60.00	195.00
								Beef Cross	13	180.00	255.00
							Number 2	- 100 lbs	122	30.00	172.00
								+ 100 lbs	112	50.00	167.00
							Number 3	- 100 lbs	199	15.00	110.00
								+ 100 lbs	94	35.00	100.00
					* Does not include all head sold						
Source : USDA					Source : USDA						