

### Veal Supply at a Glance - Canada

For week ending July 13, 2019

Quebec Live Auction											
	2019				2018				Volume (YTD)		
	Number (head)	Price (\$ / 100 lbs)			Number (head)	Price (\$ / 100 lbs)			head		
Dairy Calves		Average	Min	Max		Average	Min	Max	2019	2018	% chg
Holstein Male											
Good 90 -120 lbs	757	113.00	100.00	135.00	887	121.00	100.00	135.00	17 087	20 245	-15.6 %
Good 121 - 140 lbs	195	112.00	100.00	130.00	200	117.00	100.00	140.00	5 688	5 229	8.8 %
Average 90 - 140 lbs	529	79.00	50.00	110.00	565	97.00	50.00	125.00	12 901	16 835	-23.4 %
Misc. - All weights	423	36.00	20.00	60.00	544	49.00	20.00	85.00	8 384	10 803	-22.4 %
Holstein Female											
Good 90 -120 lbs	64	79.00	30.00	150.00	83	106.00	80.00	160.00	1 553	1 409	10.2 %
Other milk breeds (all weights)	40	60.00	25.00	140.00	27	51.00	20.00	95.00	738	1 188	-37.9 %
Crossbreeds dairy-butcher (all weights)	482	233.00	65.00	380.00	398	190.00	120.00	260.00	10 203	8 447	-17.2 %
A2 Grain fed veal calves (hide off)	1 376	215.00	n/a	n/a	1 273	225.20	n/a	n/a	40 980	37 189	10.2 %
596 lbs live / 325-353 lbs hide off											

Ontario Live Auction											
	2019				2018				Volume (YTD)		
	Number (head)	Price (\$ / 100 lbs)			Number (head)	Price (\$ / 100 lbs)			head		
+ 600 lbs	820	85.49	75.77	95.50	817	110.40	99.10	122.27	20 924	18 841	11.1 %
451 - 600 lbs	55	80.88	58.26	99.38	49	115.04	92.22	127.59	1 389	1 217	14.1 %
301 - 450 lbs	23	110.43	76.89	132.32	29	119.18	102.78	134.64	1 144	834	37.2 %
126 - 300 lbs	144	99.04	61.84	192.91	112	143.69	96.42	245.09	3 601	2 870	25.5 %
- 125 lbs	1 037	99.91	51.58	269.69	875	118.86	68.10	251.35	21 225	23 411	-9.3 %

Source: Beef Farmers of Ontario

Federally Inspected Slaughter									
	Weekly			Year to date			Carcass Weight lbs (Jan-May.)		
	2019	2018	% chg	2019	2018	% chg	2019	2018	% chg
Quebec	3 290	3 281	0.3 %	91 893	97 305	-5.6 %	356	326	9.2 %
Rest of Canada	164	174	-5.7 %	4 422	5 192	-14.8 %	364	370	-1.8 %
<b>Canada</b>	<b>3 454</b>	<b>3 455</b>	<b>0.0 %</b>	<b>96 315</b>	<b>102 497</b>	<b>-6.0 %</b>	<b>356</b>	<b>328</b>	<b>8.5 %</b>

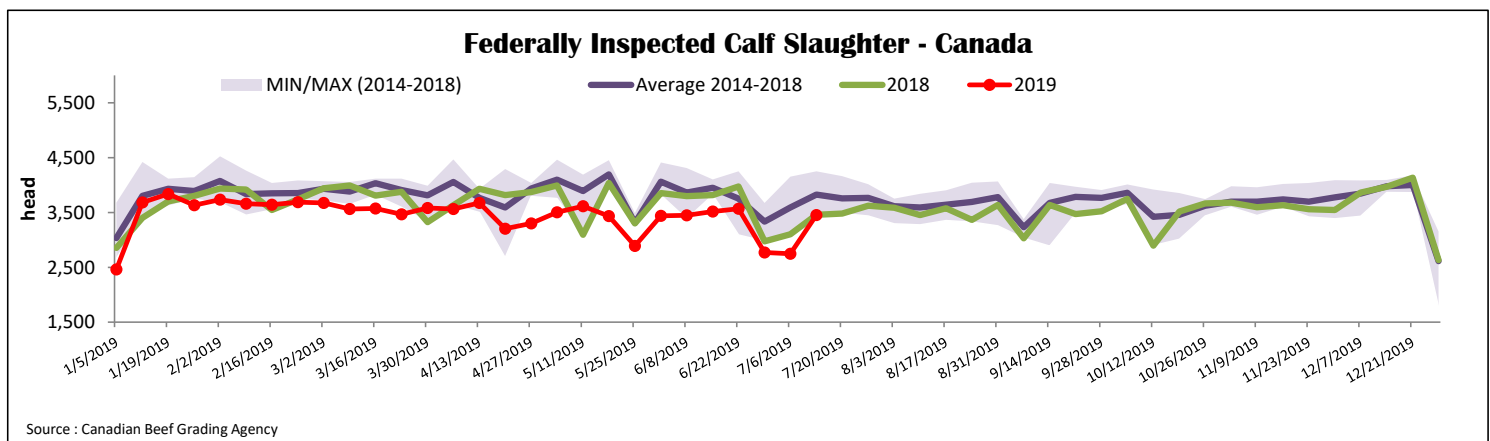
Source: Canadian Beef Grading Agency

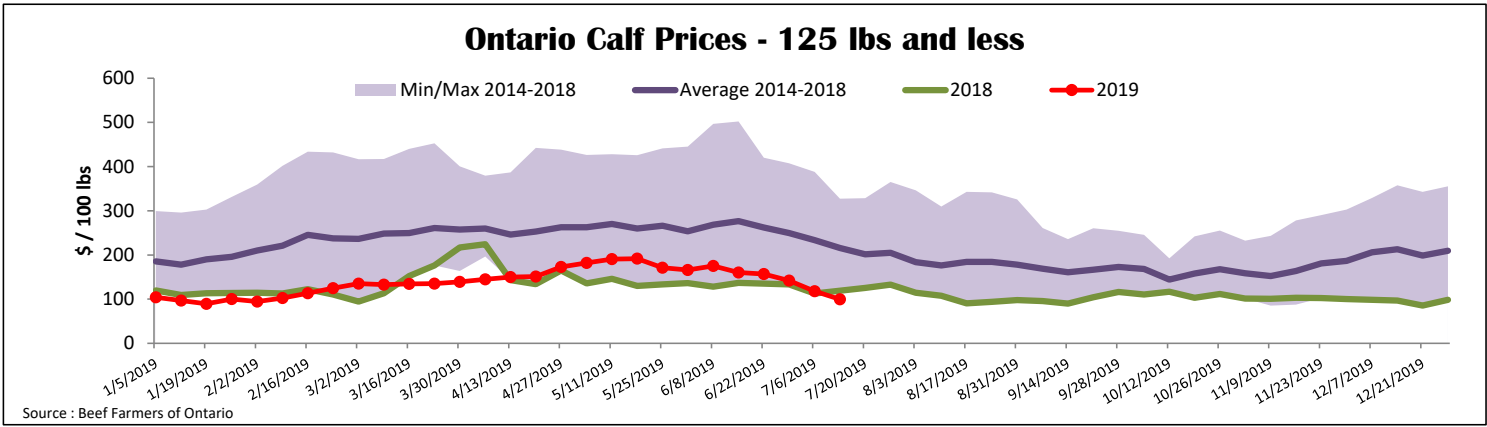
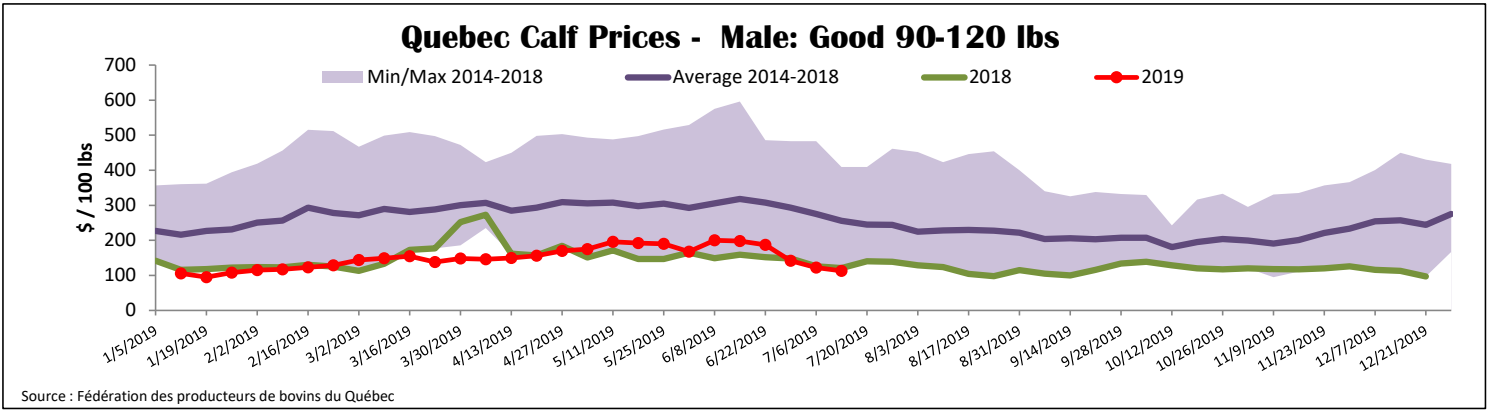
Source: Canadian Food Inspection Agency (CFIA)

Domestic Exports					Imports				
Total veal (tonnes)	Jan. 1 - May 31, 2019				Total veal (tonnes)	Jan. 1 - July 13, 2019			
	2019	2018	% chg			2019	2018	% chg	
United States	1 149	1 899	-39.5 %		United States	878	647	35.7 %	
United Arab Emirates	115	86	33.2 %		Netherlands	182	198	-7.9 %	
Saint Pierre and Miquelon	5	7	-22.4 %		Australia	113	218	-48.2 %	
Others	5	2	135.7 %		New Zealand	49	86	-43.0 %	
<b>Total</b>	<b>1 274</b>	<b>1 994</b>	<b>-36.1 %</b>		Others	1	13	-	
					<b>Total</b>	<b>1 224</b>	<b>1 163</b>	<b>5.2 %</b>	
					<b>EU-28 (Veal total)</b>	<b>183</b>	<b>198</b>	<b>-7.5 %</b>	

Source: Statistics Canada

Source: CFIA





## United States

Week ending July 6, 2019

Federally Inspected Slaughter				Northeast and North Central U.S. Wholesale Price							
	Weekly			Year to date			June 2019 Wholesale Price				
	2019	2018	% chg	2019	2018	% chg	\$/100 lbs	Simple avg	Min	Max	
Milk-fed or nature *											
North East	1 888	1 722	9.6 %	58 609	55 178	6.2 %	307 Rack, Ribeye	1 825.00	1 825.00	1 825.00	
North Central	1 087	1 191	-8.7 %	37 948	44 224	-14.2 %	332 Loin, Trimmed 4x4	592.50	510.00	675.00	
<b>Total</b>	<b>2 975</b>	<b>2 913</b>	<b>2.1 %</b>	<b>96 557</b>	<b>99 402</b>	<b>-2.9 %</b>	1336 Leg slice, Retail	862.50	750.00	975.00	
Other calves	7 520	6 950	8.2 %	192 945	174 938	10.3 %	1312 Osso Buco, Fore Shank	785.00	675.00	895.00	
<b>Total</b>	<b>10 495</b>	<b>9 863</b>	<b>6.4 %</b>	<b>289 502</b>	<b>274 340</b>	<b>5.5 %</b>	Shoulder Clod, Chuck	675.00	525.00	825.00	
Production*											
Calves (million lbs)	1.2	1.2	0.0 %	37.1	37.0	0.3 %					
Live weight (lbs)	208	207	0.5 %								
Dressed weight (lbs)	120	120	0.0 %								

Source : USDA

#### Northeast and North Central

(Veal Carcass, Hot Basis – Paid to Producer (Hide off, 255-315 lbs))

\* Special fed : milk fed, nature

\$US / 100 lbs	Weighted Average Price	Min	Max
Non-Packer Owned	309.43	299.00	312.00
Packer Owned	306.67	305.00	310.00

Source : USDA

#### Pennsylvania Vintage Calf Auction

Graded Holstein Bull Calves July 5, 2019

Number	Weight	Head	\$ / 100 lbs	
			Min	Max
Number 1	- 89 lbs	6	45.00	100.00
	90 - 120 lbs	161	55.00	145.00
	+ 120 lbs	6	77.50	125.00
Beef Cross		11	200.00	230.00
Number 2	- 100 lbs	109	20.00	100.00
	+ 100 lbs	135	45.00	120.00
Number 3	- 100 lbs	221	10.00	85.00
	+ 100 lbs	78	10.00	70.00

\* Does not include all head sold

Source : USDA