

### Veal Supply at a Glance - Canada

For week ending August 3, 2019

Quebec Live Auction											
	2019				2018				Volume (YTD)		
	Number (head)	Price (\$ / 100 lbs)			Number (head)	Price (\$ / 100 lbs)			head		
Dairy Calves		Average	Min	Max		Average	Min	Max	2019	2018	% chg
Holstein Male	584	104.00	90.00	125.00	572	129.00	110.00	150.00	18 948	22 096	-14.2 %
Good 90 -120 lbs	171	106.00	90.00	120.00	158	133.00	120.00	155.00	6 186	5 710	8.3 %
Good 121 - 140 lbs	458	72.00	40.00	100.00	496	104.00	75.00	130.00	14 258	18 291	-22.0 %
Average 90 - 140 lbs	258	35.00	20.00	60.00	273	45.00	20.00	80.00	9 078	11 917	-23.8 %
Misc. - All weights											
Holstein Female											
Good 90 -120 lbs	75	59.00	25.00	120.00	57	119.00	85.00	240.00	1 771	1 576	12.4 %
Other milk breeds (all weights)	20	53.00	20.00	100.00	51	92.00	30.00	145.00	799	1 301	-38.6 %
Crossbreeds dairy-butcher (all weights)	416	216.00	100.00	330.00	231	211.00	120.00	310.00	11 371	9 216	-19.0 %
A2 Grain fed veal calves (hide off)	1 266	215.10	n/a	n/a	1 317	225.20	n/a	n/a	44 915	41 108	9.3 %
596 lbs live / 325-353 lbs hide off											

Ontario Live Auction											
	2019				2018				Volume (YTD)		
	Number (head)	Price (\$ / 100 lbs)			Number (head)	Price (\$ / 100 lbs)			head		
+ 600 lbs	756	96.64	83.78	108.35	744	111.68	96.27	125.63	23 049	21 007	9.7 %
451 - 600 lbs	66	85.84	75.56	92.98	48	105.91	85.06	116.10	1 544	1 359	13.6 %
301 - 450 lbs	19	139.91	122.89	158.10	33	121.77	96.43	156.37	1 210	922	31.2 %
126 - 300 lbs	120	113.52	64.85	200.01	156	125.08	79.52	223.81	3 961	3 237	22.4 %
- 125 lbs	1 020	93.40	46.16	209.35	926	114.79	72.96	218.48	24 343	26 206	-7.1 %

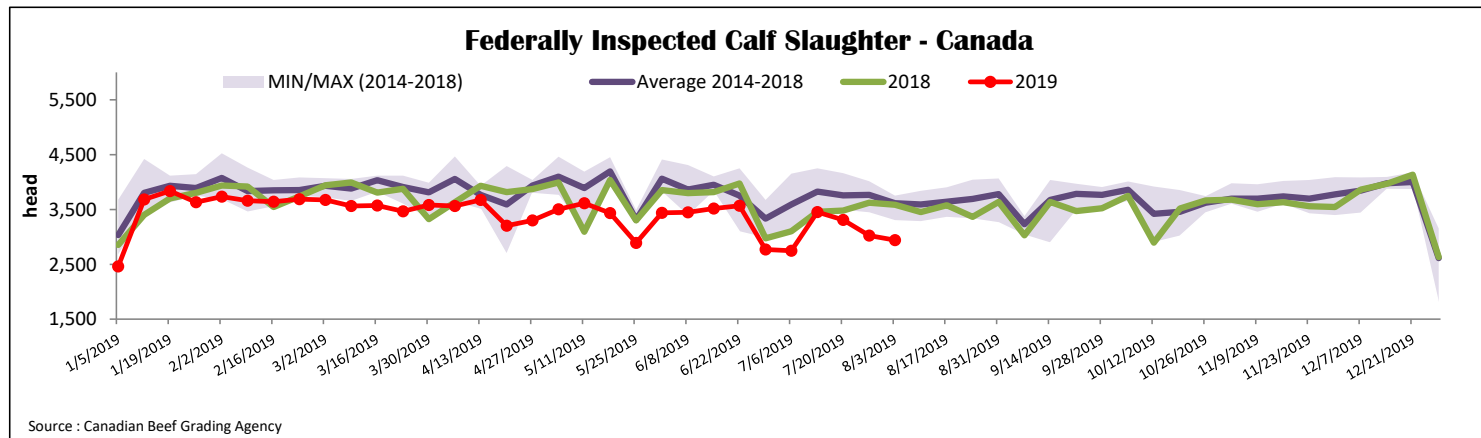
Source: Beef Farmers of Ontario

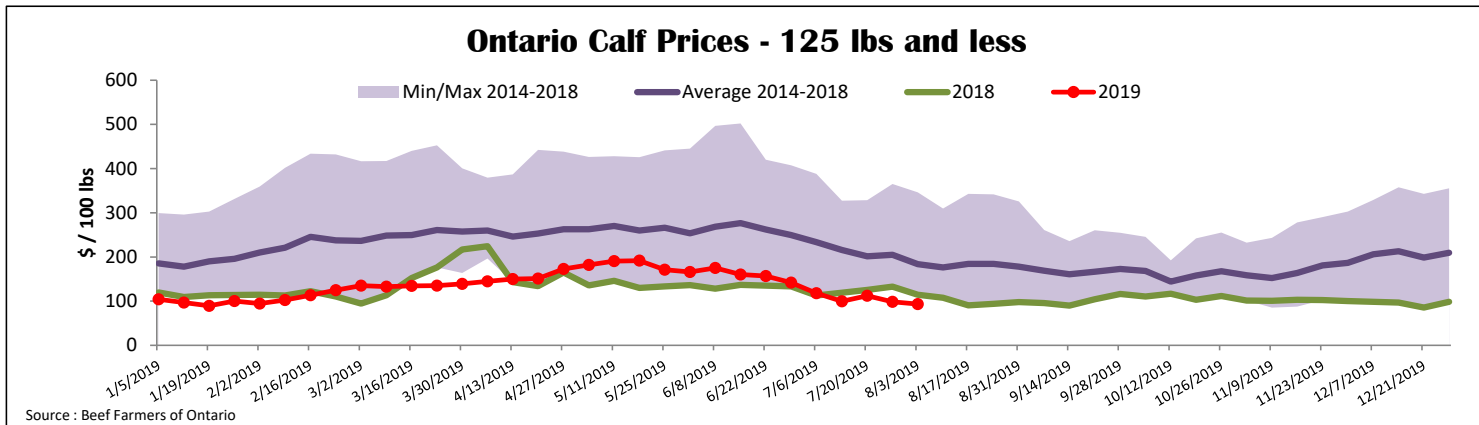
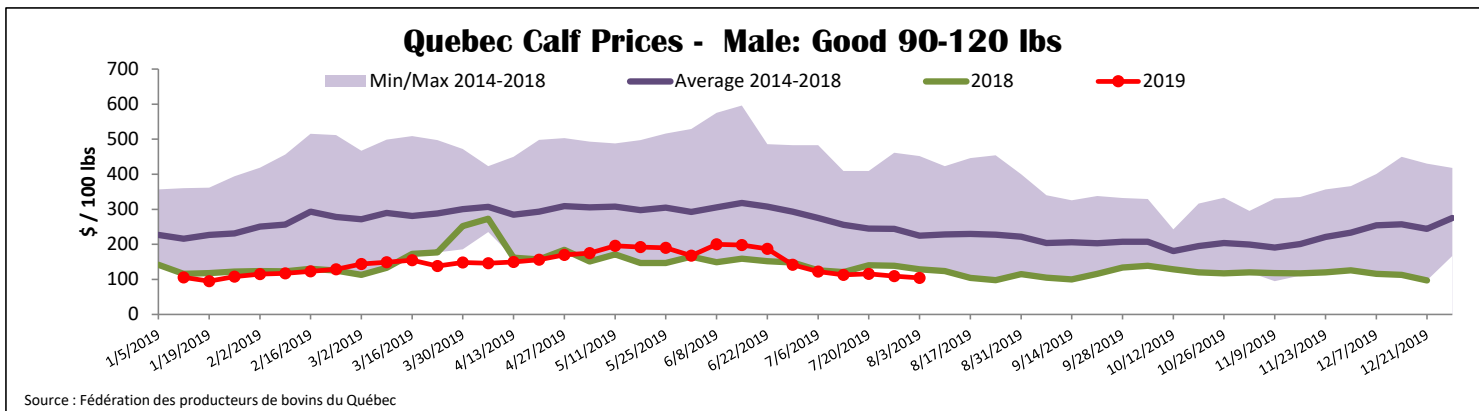
Federally Inspected Slaughter									
	Weekly			Year to date			Carcass Weight lbs (Jan-June.)		
	2019	2018	% chg	2019	2018	% chg	2019	2018	% chg
Quebec	2 781	3 391	-18.0 %	100 684	107 469	-6.3 %	351	327	7.2 %
Rest of Canada	162	197	-17.8 %	4 908	5 718	-14.2 %	367	372	-1.3 %
<b>Canada</b>	<b>2 943</b>	<b>3 588</b>	<b>-18.0 %</b>	<b>105 592</b>	<b>113 187</b>	<b>-6.7 %</b>	<b>351</b>	<b>329</b>	<b>6.5 %</b>

Source: Canadian Beef Grading Agency

Domestic Exports					Imports				
	Jan. 1 - June 30, 2019					Jan. 1 - Aug. 3, 2019			
	2019	2018	% chg			2019	2018	% chg	
Total veal (tonnes)	1 319	2 242	-41.2 %		Total veal (tonnes)	920	680	35.3 %	
United States	126	92	36.4 %		United States	185	232	-20.5 %	
United Arab Emirates	6	8	-20.9 %		Netherlands	113	218	-48.2 %	
Saint Pierre and Miquelon	5	2	135.7 %		Australia	49	86	-43.0 %	
Others	1 456	2 345	-37.9 %		New Zealand	1	13	-	
<b>Total</b>					Others	1 268	1 230	3.0 %	
					<b>Total</b>				
					EU-28 (Veal total)	185	232	-20.2 %	

Source: Statistics Canada





<b>United States</b>										
Week ending July 27, 2019										
	Federally Inspected Slaughter						Northeast and North Central U.S. Wholesale Price			
	Weekly						Year to date			June 2019 Wholesale Price
	2019	2018	% chg	2019	2018	% chg	\$/100 lbs	Simple avg	Min	Max
Milk-fed or nature *										
North East & North Central	3 727	3 559	4.7 %	107 430	110 527	-2.8 %	307 Rack, Ribeye	1 825.00	1 825.00	1 825.00
Other calves	8 451	7 104	19.0 %	218 177	196 664	10.9 %	332 Loin, Trimmed 4x4	592.50	510.00	675.00
<b>Total</b>	<b>12 178</b>	<b>10 663</b>	<b>14.2 %</b>	<b>325 607</b>	<b>307 191</b>	<b>6.0 %</b>	1336 Leg slice, Retail	862.50	750.00	975.00
Production*							1312 Osso Buco, Fores Shank	785.00	675.00	895.00
Calves (million lbs)	1.4	1.4	0.0 %	41.3	41.2	0.2 %	Shoulder Clod, Chuck	675.00	525.00	825.00
Live weight (lbs)	196	227	-13.7 %							
Dressed weight (lbs)	113	132	-14.4 %							

Source : USDA

Northeast and North Central				
(Veal Carcass, Hot Basis – Paid to Producer (Hide off, 255-315 lbs))				
* Special fed : milk fed, nature				
\$/US / 100 lbs	Weighted Average Price		Min	Max
Non-Packer & Packers Owned	307.00	292.00	292.00	312.00

Source : USDA

Pennsylvania Vintage Calf Auction				
Graded Holstein Bull Calves				
July 26, 2019				
	Weight	Head	\$/ 100 lbs	
			Min	Max
Number 1	- 89 lbs	7	30.00	90.00
	90 - 120 lbs	144	50.00	90.00
	+ 120 lbs	5	70.00	90.00
Beef Cross		16	95.00	230.00
Number 2	- 100 lbs	155	15.00	82.00
	+ 100 lbs	107	30.00	95.00
Number 3	- 100 lbs	236	5.00	55.00
	+ 100 lbs	62	15.00	60.00

\* Does not include all head sold  
\*\*This data remains unchanged from last week's Veal Supply at a Glance  
Source : USDA