

Veal Supply at a Glance - Canada

For week ending August 17, 2019

Quebec Live Auction											
	2019				2018				Volume (YTD)		
	Number	Price (\$ / 100 lbs)			Number	Price (\$ / 100 lbs)			head		
Dairy Calves	(head)	Average	Min	Max	(head)	Average	Min	Max	2019	2018	% chg
Holstein Male											
Good 90 -120 lbs	697	70.00	55.00	90.00	658	104.00	85.00	125.00	20 419	23 633	-13.6 %
Good 121 - 140 lbs	185	74.00	60.00	100.00	123	110.00	90.00	130.00	6 618	6 026	9.8 %
Average 90 - 140 lbs	490	51.00	30.00	70.00	510	76.00	50.00	105.00	15 437	19 562	-21.1 %
Misc. - All weights	365	30.00	15.00	40.00	473	38.00	13.00	80.00	9 910	13 123	-24.5 %
Holstein Female											
Good 90 -120 lbs	49	53.00	20.00	120.00	44	76.00	60.00	110.00	1 894	1 700	11.4 %
Other milk breeds (all weights)	37	44.00	16.00	100.00	30	72.00	20.00	140.00	895	1 408	-36.4 %
Crossbreeds dairy-butcher (all weights)	478	209.00	50.00	370.00	302	189.00	55.00	300.00	12 499	9 987	-20.1 %
A2 Grain fed veal calves (hide off)	1 139	215.00	n/a	n/a	1 227	233.00	n/a	n/a	47 248	43 635	8.3 %
596 lbs live / 325-353 lbs hide off											

Ontario Live Auction											
	2019				2018				Volume (YTD)		
	Number	Price (\$ / 100 lbs)			Number	Price (\$ / 100 lbs)			head		
	(head)	Average	Min	Max	(head)	Average	Min	Max	2019	2018	% chg
+ 600 lbs	669	99.13	83.09	115.40	718	116.16	98.11	130.90	24 499	22 399	9.4 %
451 - 600 lbs	47	73.57	60.26	85.41	39	104.49	93.38	113.72	1 638	1 427	14.8 %
301 - 450 lbs	62	89.48	77.98	94.41	16	134.91	101.78	174.90	1 327	957	38.7 %
126 - 300 lbs	131	84.97	52.24	170.78	93	115.97	77.84	210.09	4 209	3 460	21.6 %
- 125 lbs	881	74.98	38.34	175.99	837	90.42	55.95	207.52	26 277	27 990	-6.1 %

Source: Beef Farmers of Ontario

Federally Inspected Slaughter									
	Weekly			Year to date			Carcass Weight lbs (Jan-June.)		
	2019	2018	% chg	2019	2018	% chg	2019	2018	% chg
Quebec	2 612	3 447	-24.2 %	106 291	114 243	-7.0 %	351	327	7.2 %
Rest of Canada	214	129	65.9 %	5 273	5 973	-11.7 %	367	372	-1.3 %
Canada	2 826	3 576	-21.0 %	111 564	120 216	-7.2 %	351	329	6.5 %

Source: Canadian Beef Grading Agency

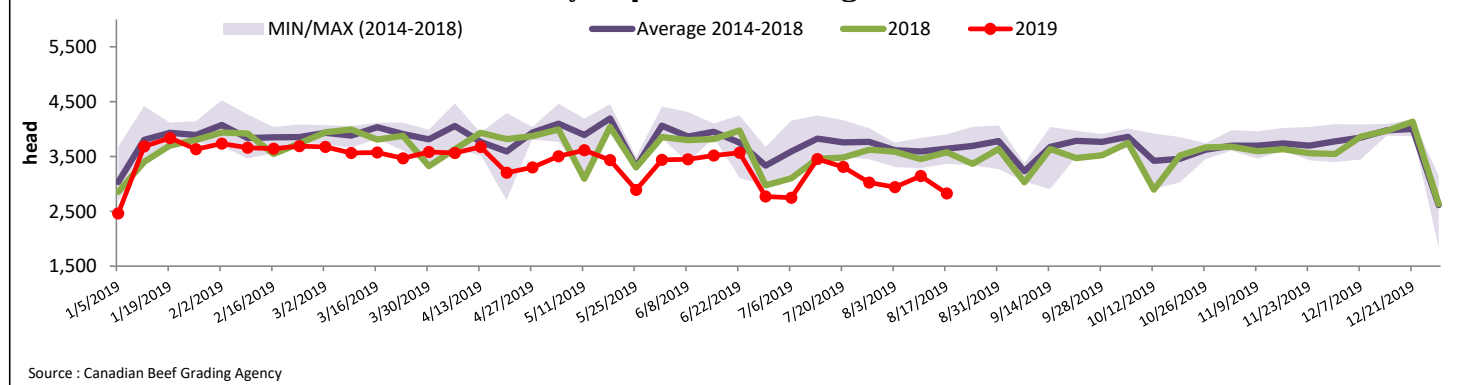
Source: Canadian Food Inspection Agency (CFIA)

Domestic Exports					Imports				
Total veal (tonnes)	Jan. 1 - June 30, 2019				Total veal (tonnes)	Jan. 1 - Aug. 17, 2019			
	2019	2018	% chg			2019	2018	% chg	
United States	1 319	2 242	-41.2 %		931	734	26.8 %		
United Arab Emirates	126	92	36.4 %		208	245	-14.8 %		
Saint Pierre and Miquelon	6	8	-20.9 %		128	218	-41.5 %		
Others	5	2	135.7 %		49	86	-43.0 %		
Total	1 456	2 345	-37.9 %		23	13	77.5 %		
					Total	1 340	1 296	3.3 %	
					EU-28 (Veal total)	209	245	-14.6 %	

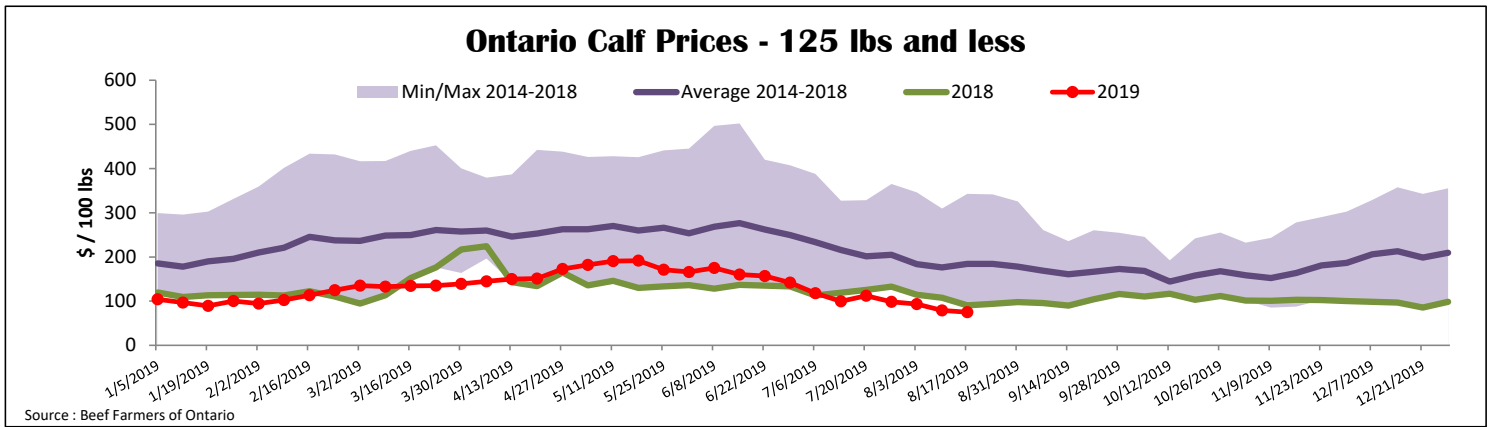
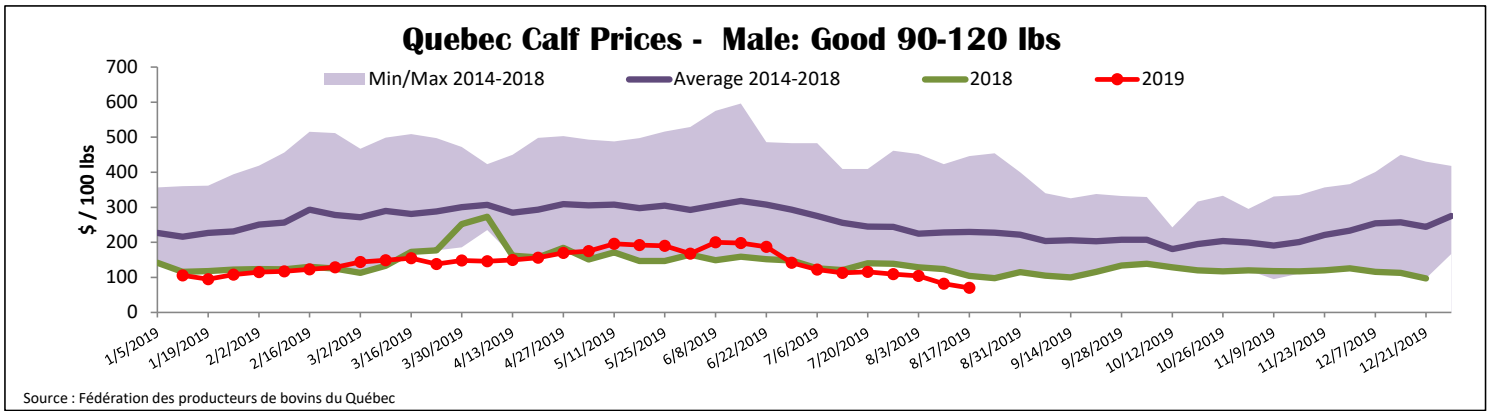
Source: Statistics Canada

Source: CFIA

Federally Inspected Calf Slaughter - Canada



Source: Canadian Beef Grading Agency



United States

Week ending August 10, 2019

Federally Inspected Slaughter				Northeast and North Central U.S. Wholesale Price						
Weekly			Year to date			July 2019 Wholesale Price				
Milk-fed or nature *	2019	2018	% chg	2019	2018	% chg	\$/100 lbs	Simple avg	Min	Max
North East & North Central	3 532	3 630	-2.7 %	114 181	117 627	-2.9 %	307 Rack, Ribeye	1 825.00	1 825.00	1 825.00
Other calves	8 064	7 570	6.5 %	234 527	211 323	11.0 %	332 Loin, Trimmed 4x4	592.50	510.00	675.00
Total	11 596	11 200	3.5 %	348 708	328 950	6.0 %	1336 Leg slice, Retail	862.50	750.00	975.00
Production*							1312 Osso Buco, Fores Shank	785.00	675.00	895.00
Calves (million lbs)	1.3	1.4	-7.1 %	43.9	43.9	0.0 %	Shoulder Clod, Chuck	675.00	525.00	825.00
Live weight (lbs)	202	222	-9.0 %							
Dressed weight (lbs)	116	129	-10.1 %							

Source : USDA

Northeast and North Central				Pennsylvania Vintage Calf Auction					
(Veal Carcass, Hot Basis – Paid to Producer (Hide off, 255-315 lbs))				Graded Holstein Bull Calves					
* Special fed : milk fed, nature				July 18, 2019					
\$US / 100 lbs		Weighted Average Price	Min	Max			\$ / 100 lbs		
					Number 1	Weight	Head	Min	Max
						- 89 lbs	7	30.00	90.00
						90 - 120 lbs	144	50.00	90.00
						+ 120 lbs	5	70.00	90.00
						Beef Cross	16	95.00	230.00
					Number 2	- 100 lbs	155	15.00	82.00
						+ 100 lbs	107	30.00	95.00
					Number 3	- 100 lbs	236	5.00	55.00
						+ 100 lbs	62	15.00	60.00
					* Does not include all head sold				
					**This data remains unchanged from last week's Veal Supply at a Glance				

Source : USDA