



Veal Supply at a Glance - Canada

For week ending September 7, 2019

Quebec Live Auction											
	2019				2018				Volume (YTD)		
	Number (head)	Price (\$ / 100 lbs)			Number (head)	Price (\$ / 100 lbs)			head		
Dairy Calves		Average	Min	Max		Average	Min	Max	2019	2018	% chg
Holstein Male											
Good 90 -120 lbs	740	102.00	80.00	120.00	760	105.00	80.00	135.00	22 434	26 110	-14.1 %
Good 121 - 140 lbs	169	104.00	80.00	125.00	145	109.00	85.00	135.00	7 073	6 598	7.2 %
Average 90 - 140 lbs	427	76.00	50.00	100.00	536	72.00	50.00	110.00	16 648	20 989	-20.7 %
Misc. - All weights	324	34.00	20.00	60.00	494	34.00	20.00	60.00	10 710	14 576	-26.5 %
Holstein Female											
Good 90 -120 lbs	82	81.00	30.00	160.00	44	86.00	50.00	145.00	2 066	1 872	10.4 %
Other milk breeds (all weights)	43	56.00	20.00	150.00	29	65.00	20.00	130.00	1 010	1 499	-32.6 %
Crossbreeds dairy-butcher (all weights)	565	237.00	55.00	420.00	320	191.00	100.00	290.00	13 918	11 034	-20.7 %
A2 Grain fed veal calves (hide off)	1 138	215.20	n/a	n/a	1 276	230.80	n/a	n/a	50 592	47 617	6.2 %
596 lbs live / 325-353 lbs hide off											

Ontario Live Auction											
	2019				2018				Volume (YTD)		
	Number (head)	Price (\$ / 100 lbs)			Number (head)	Price (\$ / 100 lbs)			head		
		Average	Min	Max		Average	Min	Max	2019	2018	% chg
+ 600 lbs	554	104.35	92.96	117.26	694	114.85	96.62	128.64	26 410	24 435	8.1 %
451 - 600 lbs	72	101.86	86.65	110.26	36	108.93	86.94	125.33	1 829	1 548	18.2 %
301 - 450 lbs	39	124.96	92.92	156.46	25	131.84	108.80	151.68	1 412	1 022	38.2 %
126 - 300 lbs	123	110.15	68.58	205.29	113	108.61	68.31	177.33	4 590	3 827	19.9 %
- 125 lbs	880	103.49	46.67	329.83	905	95.60	48.48	227.28	28 895	30 626	-5.7 %

Source: Beef Farmers of Ontario

Federally Inspected Slaughter									
	Weekly			Year to date			Carcass Weight lbs (Jan-June.)		
	2019	2018	% chg	2019	2018	% chg	2019	2018	% chg
Quebec	2 289	2 907	-21.3 %	114 471	123 870	-7.6 %	351	327	7.2 %
Rest of Canada	160	120	33.3 %	5 852	6 376	-8.2 %	367	372	-1.3 %
Canada	2 449	3 027	-19.1 %	120 323	130 246	-7.6 %	351	329	6.5 %

Source: Canadian Beef Grading Agency

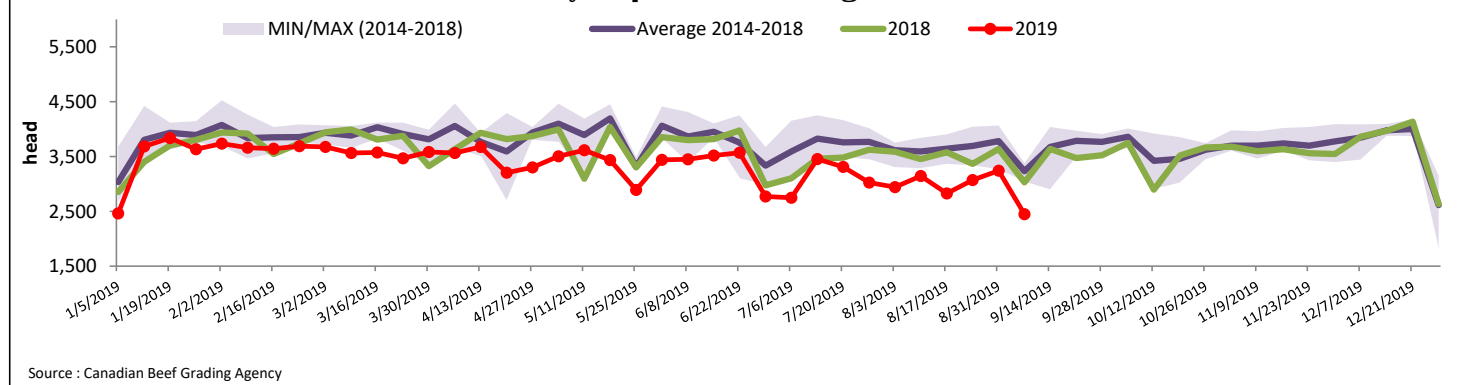
Source: Canadian Food Inspection Agency (CFIA)

Domestic Exports					Imports						
	Jan. 1 - July 31, 2019	2019			2018			Jan. 1 - Sept. 7, 2019	2019		
		(tonnes)	2018	% chg	(tonnes)	2018	% chg		2019	2018	% chg
Total veal		1 554	2 570	-39.5 %	970	762	27.2 %				
United States		131	105	24.4 %	215	266	-19.1 %				
United Arab Emirates		7	9	-23.6 %	155	241	-35.5 %				
Saint Pierre and Miquelon		7	2	202.3 %	68	253	-73.1 %				
Others		1 698	2 687	-36.8 %	23	13	77.5 %				
Total		1 698	2 687	-36.8 %	1 432	1 535	-6.8 %				
								EU-28 (Veal total)	216	266	-18.9 %

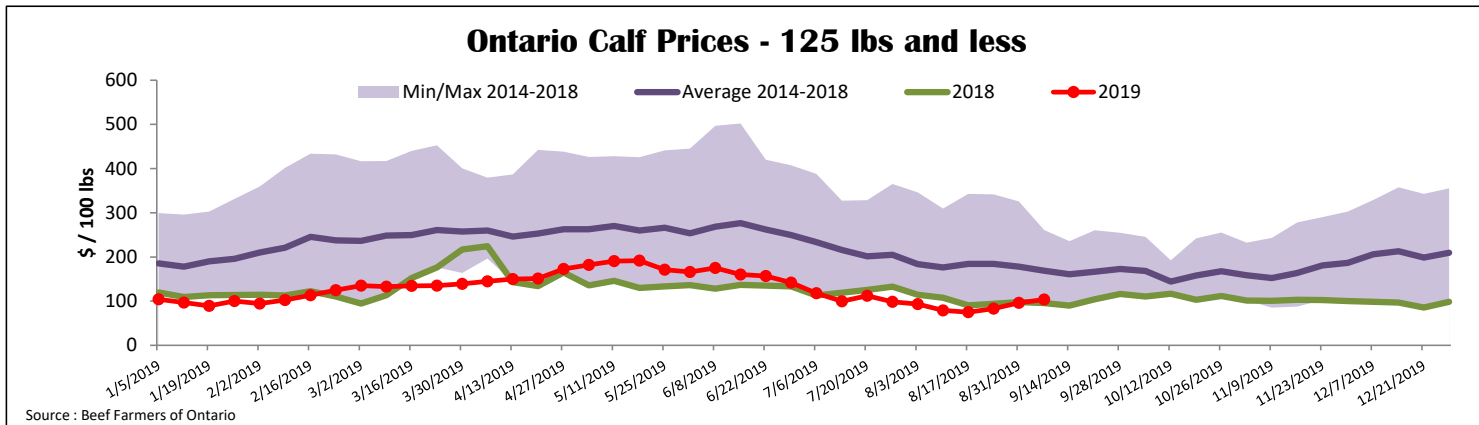
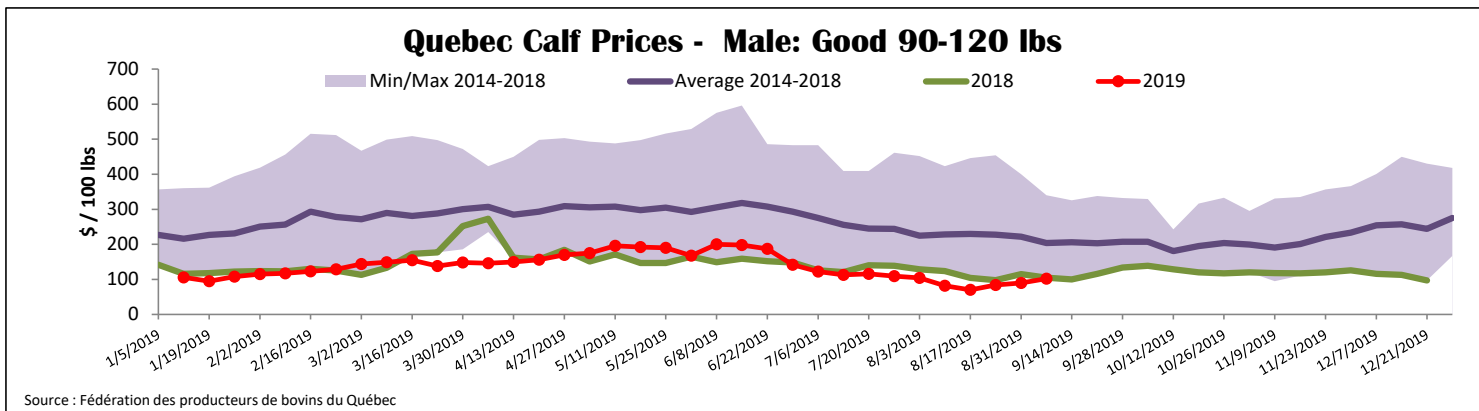
Source: Statistics Canada

Source: CFIA

Federally Inspected Calf Slaughter - Canada



Source: Canadian Beef Grading Agency



United States

Week ending August 31, 2019

	Federally Inspected Slaughter			Year to date			Northeast and North Central U.S. Wholesale Price			
	2019	2018	% chg	2019	2018	% chg	July 2019 Wholesale Price			
Milk-fed or nature *							\$/100 lbs Simple avg Min Max			
North East & North Central	3 800	3 488	8.9 %	125 036	127 975	-2.3 %	307 Rack, Ribeye	1 825.00	1 825.00	1 825.00
Other calves	7 608	7 941	-4.2 %	257 411	235 166	9.5 %	332 Loin, Trimmed 4x4	592.50	510.00	675.00
Total	11 408	11 429	-0.2 %	382 447	363 141	5.3 %	1336 Leg slice, Retail	862.50	750.00	975.00
Production*							1312 Osso Buco, Foreshank	785.00	675.00	895.00
Calves (million lbs)	1.4	1.4	0.0 %	47.8	48.0	-0.4 %	Shoulder Clod, Chuck	675.00	525.00	825.00
Live weight (lbs)	217	217	0.0 %							
Dressed weight (lbs)	125	126	-0.8 %							

Source : USDA

Northeast and North Central

(Veal Carcass, Hot Basis – Paid to Producer (Hide off, 255-315 lbs))

* Special fed : milk fed, nature

\$US / 100 lbs	Weighted Average Price		
	Min	Max	
Non-Packer & Packers Owned	308.65	304.00	312.00

Source : USDA

Pennsylvania Vintage Calf Auction

Graded Holstein Bull Calves August 22, 2019

	Weight	Head	\$/ 100 lbs	
			Min	Max
Number 1	- 89 lbs	12	32.00	65.00
	90 - 120 lbs	197	40.00	130.00
	+ 120 lbs	5	77.50	125.00
Beef Cross		21	140.00	250.00
Number 2	- 100 lbs	150	25.00	85.00
	+ 100 lbs	97	45.00	90.00
Number 3	- 100 lbs	350	15.00	65.00
	+ 100 lbs	71	15.00	60.00

* Does not include all head sold

****This data remains unchanged from the August 31 Veal Supply at a Glance**

Source : USDA