

Veal Supply at a Glance - Canada

For week ending September 28, 2019

Quebec Live Auction											
	2019				2018				Volume (YTD)		
	Number (head)	Price (\$ / 100 lbs)			Number (head)	Price (\$ / 100 lbs)			head		
Dairy Calves		Average	Min	Max		Average	Min	Max	2019	2018	% chg
Holstein Male											
Good 90 -120 lbs	690	110.00	80.00	130.00	832	134.00	110.00	165.00	24 553	28 642	-14.3 %
Good 121 - 140 lbs	169	112.00	80.00	125.00	196	140.00	120.00	165.00	7 585	7 119	6.5 %
Average 90 - 140 lbs	544	80.00	40.00	115.00	668	104.00	75.00	140.00	18 195	22 685	-19.8 %
Misc. - All weights	342	33.00	20.00	50.00	408	49.00	20.00	110.00	11 719	15 870	-26.2 %
Holstein Female											
Good 90 -120 lbs	61	79.00	30.00	125.00	60	96.00	65.00	135.00	2 270	2 042	11.2 %
Other milk breeds (all weights)	30	44.00	10.00	88.00	27	73.00	20.00	105.00	1 121	1 597	-29.8 %
Crossbreeds dairy-butcher (all weights)	541	164.00	30.00	350.00	415	215.00	100.00	410.00	15 649	12 244	-21.8 %
A2 Grain fed veal calves (hide off)	1 136	215.40	n/a	n/a	1 197	236.80	n/a	n/a	54 018	51 327	5.2 %
596 lbs live / 325-353 lbs hide off											

Ontario Live Auction											
	2019				2018				Volume (YTD)		
	Number (head)	Price (\$ / 100 lbs)			Number (head)	Price (\$ / 100 lbs)			head		
+ 600 lbs	758	111.13	91.73	126.65	672	119.06	104.79	131.92	28 579	26 406	8.2 %
451 - 600 lbs	93	95.37	69.06	112.82	46	108.64	92.35	128.93	2 011	1 666	20.7 %
301 - 450 lbs	49	98.85	70.12	127.10	15	133.17	99.73	165.20	1 570	1 098	43.0 %
126 - 300 lbs	116	122.06	69.33	198.41	170	120.79	81.78	208.85	4 974	4 273	16.4 %
- 125 lbs	919	97.15	40.05	260.42	881	116.26	67.70	232.67	31 617	33 329	-5.1 %

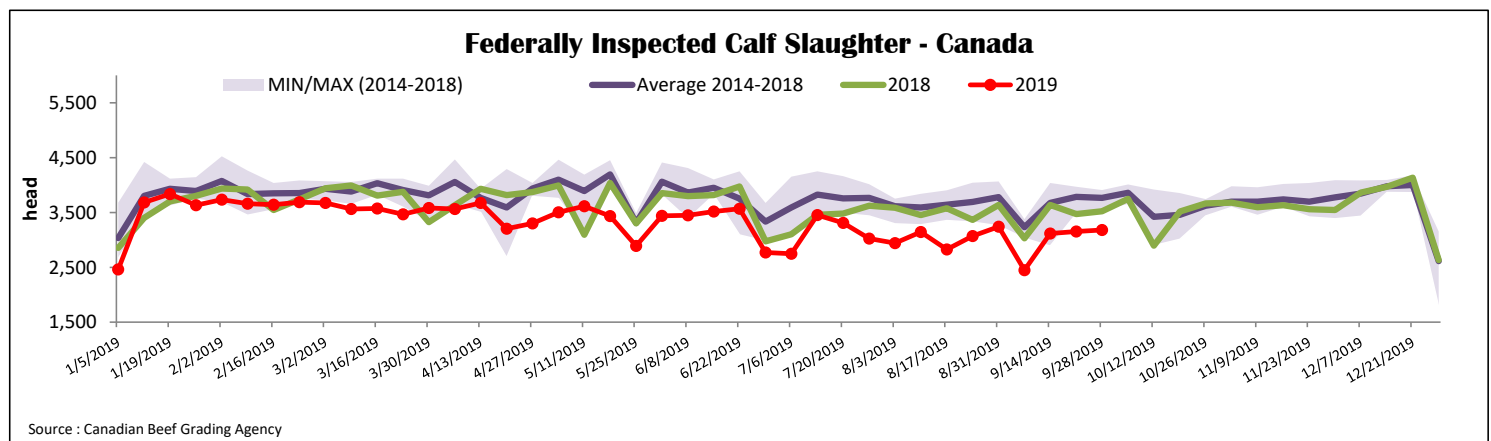
Source: Beef Farmers of Ontario

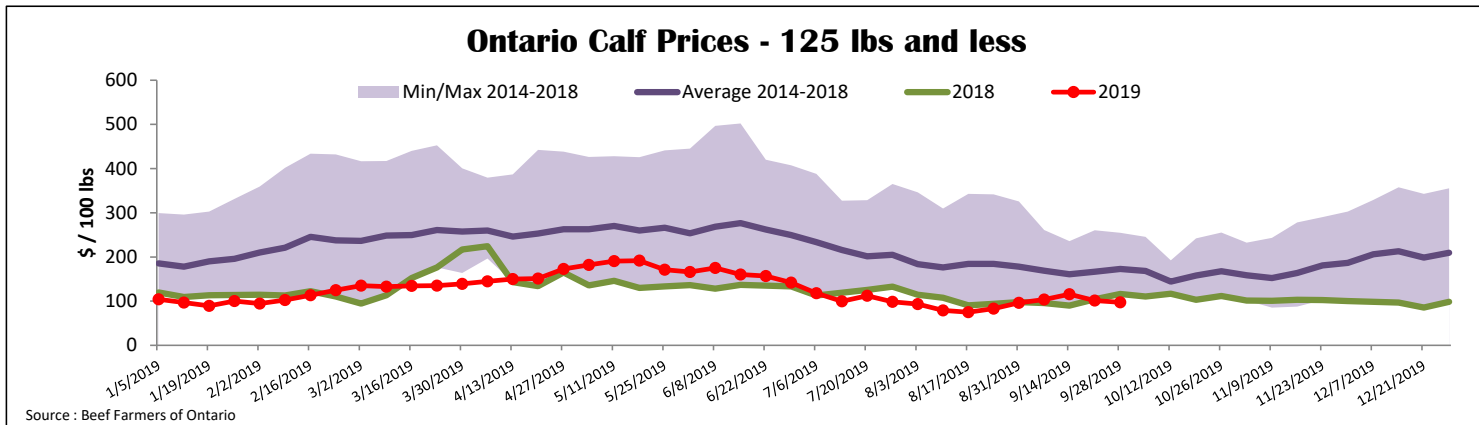
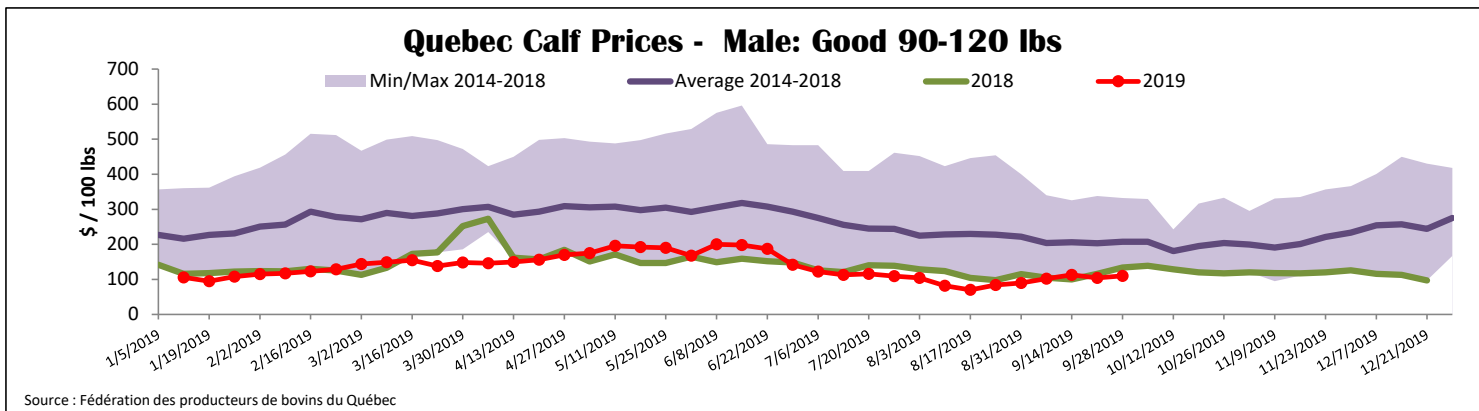
Federally Inspected Slaughter									
	Weekly			Year to date			Carcass Weight lbs (Jan-Aug.)		
	2019	2018	% chg	2019	2018	% chg	2019	2018	% chg
Quebec	3 181	3 363	-5.4 %	123 657	134 030	-7.7 %	348	328	6.0 %
Rest of Canada	0	158	-	6 115	6 849	-10.7 %	373	376	-0.6 %
Canada	3 181	3 521	-9.7 %	129 772	140 879	-7.9 %	349	331	5.7 %

Source: Canadian Beef Grading Agency

Domestic Exports					Imports									
	Jan. 1 - July 31, 2019	2019			2018			Jan. 1 - Sept. 28, 2019	2019			2018		
		(tonnes)		% chg	(tonnes)		% chg		(tonnes)		% chg	(tonnes)		% chg
Total veal		1 554	2 570	-39.5 %	1 091	826	32.1 %	1 776	2 083	-14.7 %	223	270	-17.4 %	
United States		131	105	24.4 %	222	270	-17.6 %							
United Arab Emirates		7	9	-23.6 %	258	708	-63.6 %							
Saint Pierre and Miquelon		7	2	202.3 %	181	266	-31.9 %							
Others		1 698	2 687	-36.8 %	23	13	77.5 %							
Total		1 698	2 687	-36.8 %	1 776	2 083	-14.7 %	EU-28 (Veal total)	223	270	-17.4 %			

Source: Statistics Canada





United States											
Week ending September 21, 2019											
Federally Inspected Slaughter					Northeast and North Central U.S. Wholesale Price						
Weekly			Year to date			August 2019 Wholesale Price					
	2019	2018	% chg	2019	2018	% chg	\$/100 lbs	Simple avg	Min	Max	
Milk-fed or nature *											
North East & North Central	3 901	3 613	8.0 %	135 976	138 631	-1.9 %	307 Rack, Ribeye	1 825.00	1 825.00	1 825.00	
Other calves	7 821	9 008	-13.2 %	280 700	260 292	7.8 %	332 Loin, Trimmed 4x4	592.50	510.00	675.00	
Total	11 722	12 621	-7.1 %	416 676	398 923	4.5 %	1336 Leg slice, Retail	862.50	750.00	975.00	
Production*							1312 Osso Buco, Foreshank	785.00	675.00	895.00	
Calves (million lbs)	1.4	1.5	-6.7 %	51.9	52.3	-0.8 %	Shoulder Clod, Chuck	675.00	525.00	825.00	
Live weight (lbs)	210	211	-0.5 %								
Dressed weight (lbs)	121	122	-0.8 %								
Source : USDA					Source : USDA						
Northeast and North Central					Pennsylvania Vintage Calf Auction						
(Veal Carcass, Hot Basis – Paid to Producer (Hide off, 255-315 lbs))					Graded Holstein Bull Calves						
* Special fed : milk fed, nature					September 30, 2019						
\$US / 100 lbs	Weighted Average Price			Min	Max		Weight	Head	\$/ 100 lbs		
									Min	Max	
Non-Packer & Packers Owned				310.68	304.00	317.00	Number 1	- 89 lbs	7	30.00	65.00
								90 - 120 lbs	138	30.00	95.00
								+ 120 lbs	5	60.00	75.00
								Beef Cross	25	130.00	200.00
							Number 2	- 100 lbs	120	15.00	80.00
								+ 100 lbs	115	40.00	170.00
							Number 3	- 100 lbs	264	10.00	50.00
								+ 100 lbs	91	20.00	55.00
Source : USDA					Source : USDA						
					* Does not include all head sold						