

Veal Supply at a Glance - Canada

For week ending October 26, 2019

Quebec Live Auction											
	2019				2018				Volume (YTD)		
	Number (head)	Price (\$ / 100 lbs)			Number (head)	Price (\$ / 100 lbs)			head		
Dairy Calves		Average	Min	Max		Average	Min	Max	2019	2018	% chg
Holstein Male											
Good 90 -120 lbs	640	101.00	90.00	120.00	921	117.00	100.00	135.00	27 204	31 788	-14.4 %
Good 121 - 140 lbs	176	100.00	90.00	115.00	187	120.00	105.00	135.00	8 264	7 874	5.0 %
Average 90 - 140 lbs	498	78.00	50.00	105.00	570	97.00	60.00	120.00	20 119	24 808	-18.9 %
Misc. - All weights	277	39.00	20.00	70.00	313	43.00	20.00	80.00	12 862	17 355	-25.9 %
Holstein Female											
Good 90 -120 lbs	57	68.00	30.00	125.00	67	89.00	70.00	125.00	2 520	2 300	9.6 %
Other milk breeds (all weights)	27	51.00	30.00	87.00	52	70.00	20.00	125.00	1 239	1 786	-30.6 %
Crossbreeds dairy-butcher (all weights)	225	261.00	100.00	380.00	403	180.00	90.00	250.00	16 821	13 716	-18.5 %
A2 Grain fed veal calves (hide off)	1 391	245.00	n/a	n/a	1 303	241.00	n/a	n/a	59 120	56 574	4.5 %
596 lbs live / 325-353 lbs hide off											

Ontario Live Auction											
	2019				2018				Volume (YTD)		
	Number (head)	Price (\$ / 100 lbs)			Number (head)	Price (\$ / 100 lbs)			head		
		Average	Min	Max		Average	Min	Max	2019	2018	% chg
+ 600 lbs	749	123.48	104.33	138.97	630	117.23	95.60	133.17	31 150	29 124	7.0 %
451 - 600 lbs	61	106.34	91.99	122.10	54	106.72	73.67	126.00	2 233	1 862	19.9 %
301 - 450 lbs	105	118.48	84.10	172.48	57	133.48	100.04	158.96	1 860	1 274	46.0 %
126 - 300 lbs	165	109.38	63.09	194.78	112	113.57	78.61	179.88	5 502	4 795	14.7 %
- 125 lbs	848	101.69	45.74	275.62	853	111.44	69.16	249.48	35 111	36 745	-4.4 %

Source: Beef Farmers of Ontario

Federally Inspected Slaughter									
	Weekly			Year to date			Carcass Weight lbs (Jan-Sept.)		
	2019	2018	% chg	2019	2018	% chg	2019	2018	% chg
Quebec	3 200	3 522	-9.1 %	135 713	147 294	-7.9 %	346	327	5.8 %
Rest of Canada	16	141	-88.7 %	6 163	7 411	-16.8 %	374	375	-0.5 %
Canada	3 216	3 663	-12.2 %	141 876	154 705	-8.3 %	347	330	5.4 %

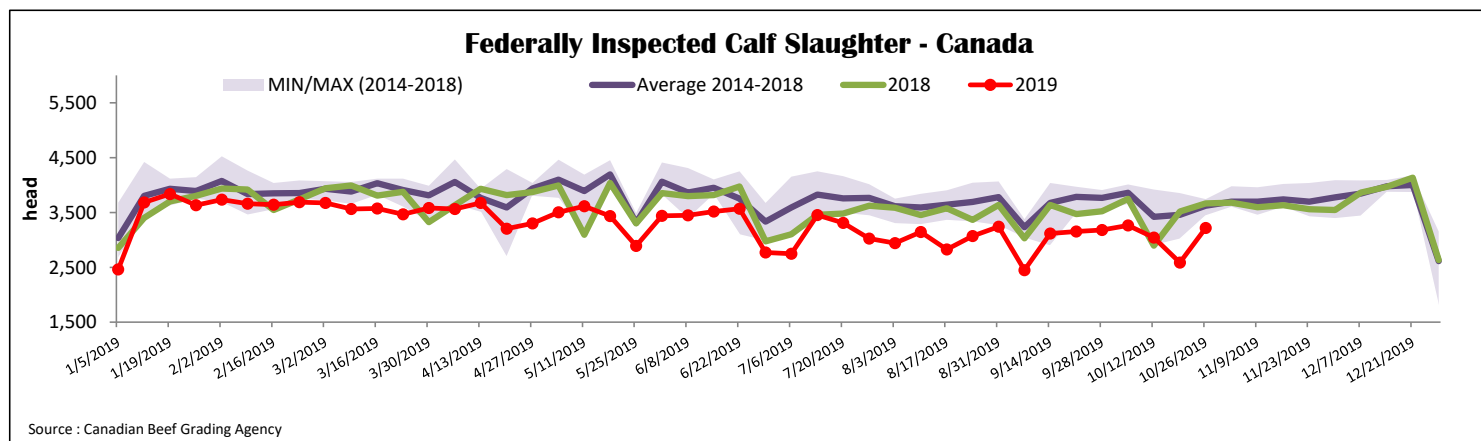
Source: Canadian Beef Grading Agency

Source: Canadian Food Inspection Agency (CFIA)

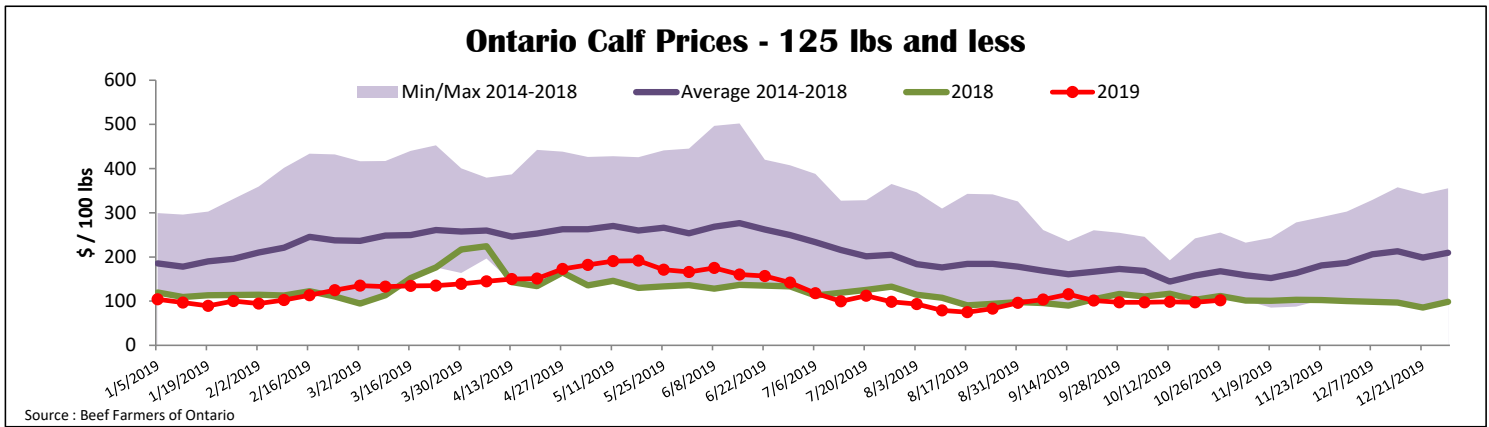
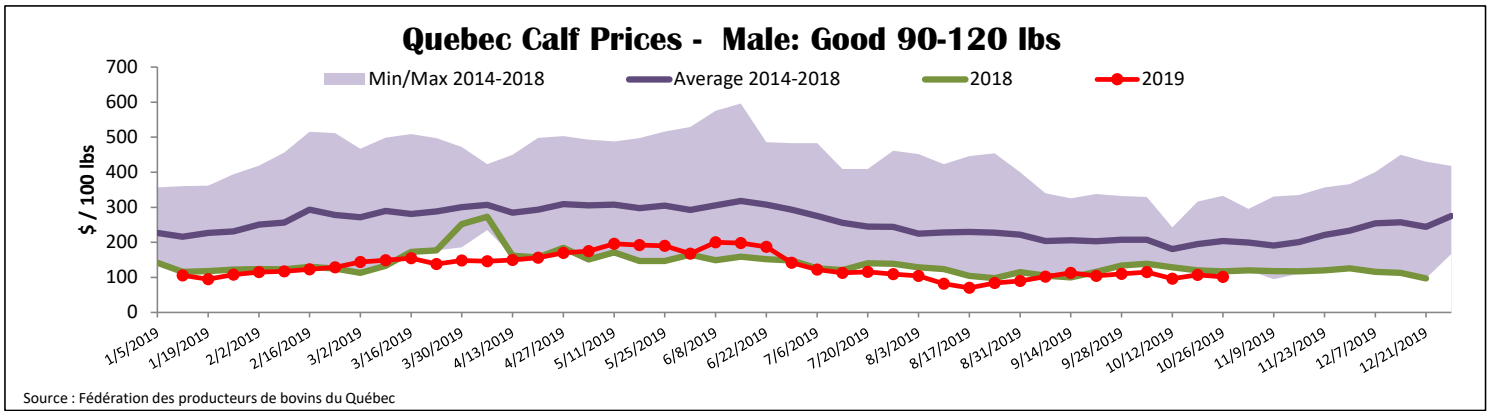
Domestic Exports					Imports						
	Jan. 1 - Aug. 31, 2019	2019			2018			Jan. 1 - Oct. 26, 2019	2019		
		2019	2018	% chg	2019	2018	% chg		2019	2018	% chg
Total veal (tonnes)											
United States		1 816	2 853	-36.3 %		1 156	932	24.1 %			
United Arab Emirates		141	117	20.1 %		583	1 319	-55.8 %			
Saint Pierre and Miquelon		7	10	-28.5 %		255	306	-16.7 %			
Others		7	13	-48.0 %		181	284	-36.3 %			
Total		1 972	2 993	-34.1 %		2 199	2 853	-22.9 %			
EU-28 (Veal total)						255	306	-16.5 %			

Source: Statistics Canada

Source: CFIA



Source: Canadian Beef Grading Agency



United States

Week ending October 19, 2019

	Federally Inspected Slaughter			Year to date			Northeast and North Central U.S. Wholesale Price			
	2019	2018	% chg	2019	2018	% chg	September 2019 Wholesale Price			
Milk-fed or nature *							\$/100 lbs			
North East & North Central	4 440	4 013	10.6 %	152 634	154 448	-1.2 %	307 Rack, Ribeye	1 825.00	1 825.00	1 825.00
Other calves	7 544	7 172	5.2 %	312 215	290 443	7.5 %	332 Loin, Trimmed 4x4	600.00	525.00	675.00
Total	11 984	11 185	7.1 %	464 849	444 891	4.5 %	1336 Leg slice, Retail	862.50	750.00	975.00
Production*							1312 Osso Buco, Fores Shank	785.00	675.00	895.00
Calves (million lbs)	1.5	1.5	0.0 %	57.9	58.3	-0.7 %	Shoulder Clod, Chuck	675.00	525.00	825.00
Live weight (lbs)	224	230	-2.6 %							
Dressed weight (lbs)	130	134	-3.0 %							

Source : USDA

Northeast and North Central

(Veal Carcass, Hot Basis – Paid to Producer (Hide off, 255-315 lbs))

* Special fed : milk fed, nature

\$/US / 100 lbs	Weighted Average Price		
	Min	Max	
Non-Packer & Packers Owned	313.97	306.00	317.00

Source : USDA

Pennsylvania Vintage Calf Auction

Graded Holstein Bull Calves October 22, 2019

	Weight	Head	\$/ 100 lbs	
			Min	Max
Number 1	- 89 lbs	7	35.00	55.00
	90 - 120 lbs	103	30.00	95.00
	+ 120 lbs	7	60.00	85.00
Beef Cross		28	105.00	190.00
Number 2	- 100 lbs	96	15.00	80.00
	+ 100 lbs	130	40.00	80.00
Number 3	- 100 lbs	310	10.00	42.00
	+ 100 lbs	79	12.50	50.00

* Does not include all head sold

Source : USDA