

### Veal Supply at a Glance - Canada

For week ending November 2, 2019

Quebec Live Auction											
	2019				2018				Volume (YTD)		
	Number (head)	Price (\$ / 100 lbs)			Number (head)	Price (\$ / 100 lbs)			head		
Dairy Calves		Average	Min	Max		Average	Min	Max	2019	2018	% chg
Holstein Male											
Good 90 -120 lbs	666	96.00	80.00	115.00	813	120.00	100.00	135.00	27 870	32 601	-14.5 %
Good 121 - 140 lbs	156	97.00	80.00	115.00	224	122.00	107.00	135.00	8 420	8 098	4.0 %
Average 90 - 140 lbs	479	70.00	40.00	95.00	571	88.00	50.00	120.00	20 598	25 379	-18.8 %
Misc. - All weights	292	32.00	20.00	50.00	324	35.00	10.00	60.00	13 154	17 679	-25.6 %
Holstein Female											
Good 90 -120 lbs	76	57.00	20.00	110.00	66	88.00	65.00	150.00	2 596	2 366	9.7 %
Other milk breeds (all weights)	32	56.00	20.00	100.00	50	75.00	30.00	150.00	1 271	1 836	-30.8 %
Crossbreeds dairy-butcher (all weights)	228	222.00	110.00	335.00	383	177.00	100.00	255.00	17 049	14 099	-17.3 %
A2 Grain fed veal calves (hide off)	1 435	250.00	n/a	n/a	1 329	241.70	n/a	n/a	60 555	57 903	4.6 %
596 lbs live / 325-353 lbs hide off											

Ontario Live Auction											
	2019				2018				Volume (YTD)		
	Number (head)	Price (\$ / 100 lbs)			Number (head)	Price (\$ / 100 lbs)			head		
		Average	Min	Max		Average	Min	Max	2019	2018	% chg
+ 600 lbs	788	118.79	92.22	137.65	768	116.91	94.10	132.78	31 938	29 892	6.8 %
451 - 600 lbs	76	103.65	77.77	127.82	64	105.85	84.82	129.87	2 309	1 926	19.9 %
301 - 450 lbs	76	133.86	94.26	180.38	84	149.12	102.17	208.59	1 936	1 358	42.6 %
126 - 300 lbs	125	98.59	53.04	185.24	119	107.64	67.99	201.62	5 627	4 914	14.5 %
- 125 lbs	923	81.69	40.15	177.86	828	101.47	60.18	220.61	36 034	37 573	-4.1 %

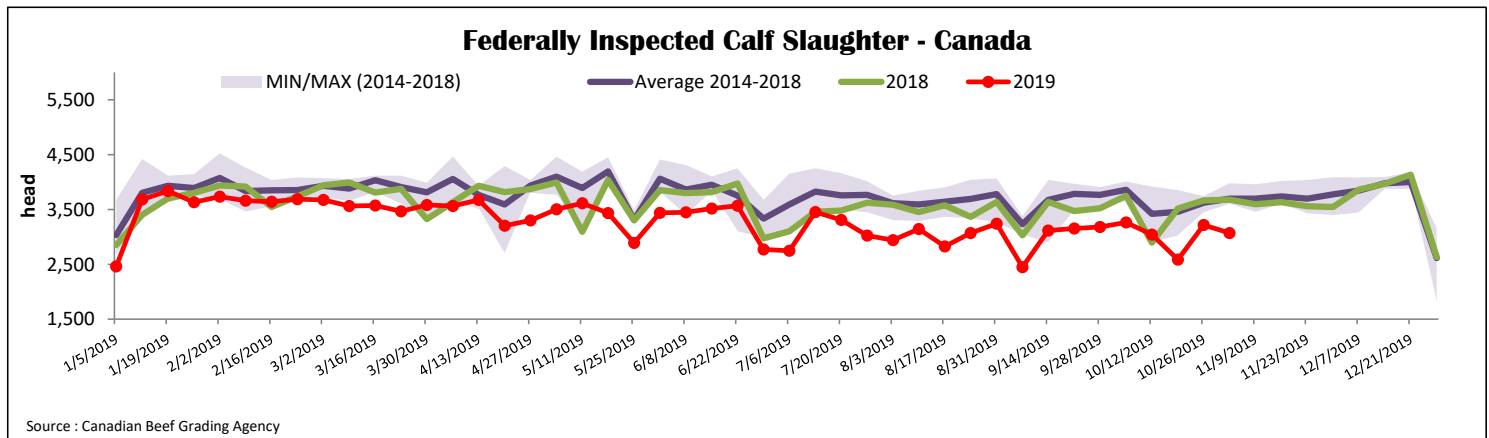
Source: Beef Farmers of Ontario

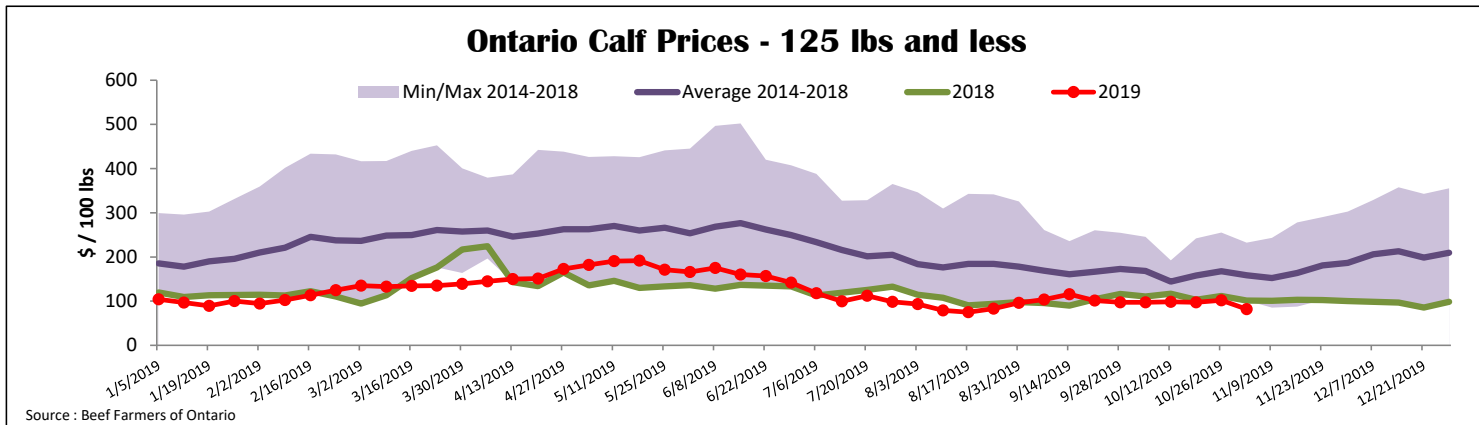
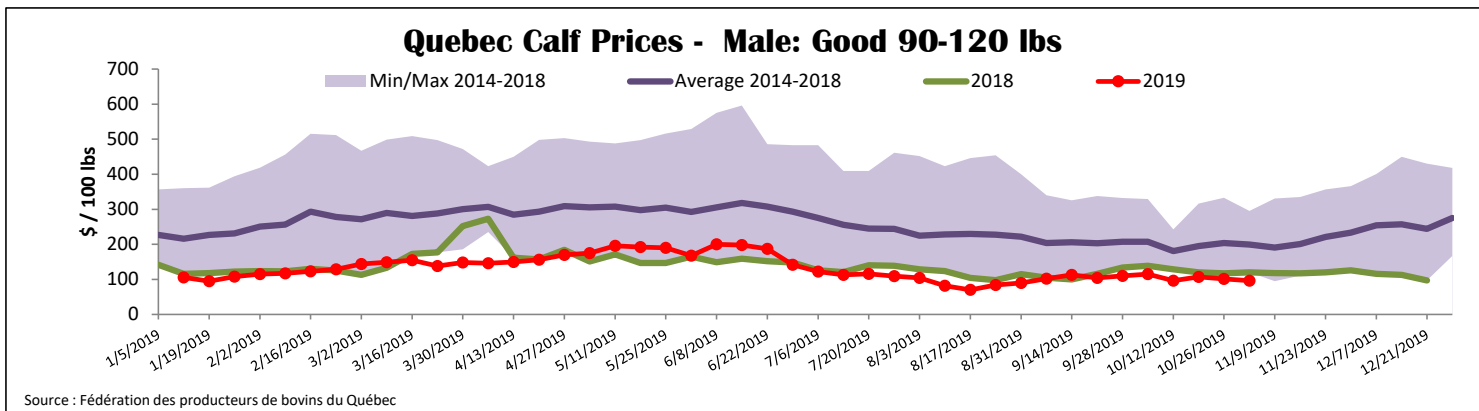
Federally Inspected Slaughter									
	Weekly			Year to date			Carcass Weight lbs (Jan-Sept.)		
	2019	2018	% chg	2019	2018	% chg	2019	2018	% chg
Quebec	3 051	3 557	-14.2 %	138 764	150 851	-8.0 %	346	327	5.8 %
Rest of Canada	21	122	-82.8 %	6 184	7 533	-17.9 %	374	375	-0.5 %
<b>Canada</b>	<b>3 072</b>	<b>3 679</b>	<b>-16.5 %</b>	<b>144 948</b>	<b>158 384</b>	<b>-8.5 %</b>	<b>347</b>	<b>330</b>	<b>5.4 %</b>

Source: Canadian Beef Grading Agency

Domestic Exports					Imports				
	Jan. 1 - Sept. 30, 2019					Jan. 1 - Nov. 2, 2019			
	2019	2018	% chg			2019	2018	% chg	
Total veal (tonnes)					Total veal (tonnes)				
United States	1 970	3 120	-36.9 %		United States	1 182	1 006	17.4 %	
United Arab Emirates	155	127	21.4 %		New Zealand	638	1 409	-54.7 %	
Saint Pierre and Miquelon	9	11	-24.5 %		Netherlands	260	306	-15.1 %	
Others	7	13	-48.0 %		Australia	196	284	-31.1 %	
<b>Total</b>	<b>2 140</b>	<b>3 272</b>	<b>-34.6 %</b>		Others	23	13	77.5 %	
					<b>Total</b>	<b>2 299</b>	<b>3 019</b>	<b>-23.9 %</b>	
					<b>EU-28 (Veal total)</b>	260	306	-14.9 %	

Source: Statistics Canada





<b>United States</b>										
Week ending October 26, 2019										
Federally Inspected Slaughter				Northeast and North Central U.S. Wholesale Price						
	Weekly			Year to date			September 2019 Wholesale Price			
	2019	2018	% chg	2019	2018	% chg	\$/100 lbs	Simple avg	Min	Max
Milk-fed or nature *										
North East & North Central	3 637	4 274	-14.9 %	156 271	158 722	-1.5 %	307 Rack, Ribeye	1 825.00	1 825.00	1 825.00
Other calves	8 102	7 669	5.6 %	320 317	298 112	7.4 %	332 Loin, Trimmed 4x4	600.00	525.00	675.00
<b>Total</b>	<b>11 739</b>	<b>11 943</b>	<b>-1.7 %</b>	<b>476 588</b>	<b>456 834</b>	<b>4.3 %</b>	1336 Leg slice, Retail	862.50	750.00	975.00
Production*							1312 Osso Buco, Fores Shank	785.00	675.00	895.00
Calves (million lbs)	1.4	1.6	-12.5 %	59.3	59.9	-1.0 %	Shoulder Clod, Chuck	675.00	525.00	825.00
Live weight (lbs)	215	233	-7.7 %							
Dressed weight (lbs)	124	136	-8.8 %							

Source : USDA

Northeast and North Central				
(Veal Carcass, Hot Basis – Paid to Producer (Hide off, 255-315 lbs))				
* Special fed : milk fed, nature				
\$/US / 100 lbs	Weighted Average Price		Min	Max
Non-Packer & Packers Owned	309.63	304.00	304.00	317.00

Source : USDA

Pennsylvania Vintage Calf Auction				
Graded Holstein Bull Calves				
October 22, 2019				
	Weight	Head	\$/ 100 lbs	
			Min	Max
Number 1	- 89 lbs	7	35.00	55.00
	90 - 120 lbs	103	30.00	95.00
	+ 120 lbs	7	60.00	85.00
Beef Cross		28	105.00	190.00
Number 2	- 100 lbs	96	15.00	80.00
	+ 100 lbs	130	40.00	80.00
Number 3	- 100 lbs	310	10.00	42.00
	+ 100 lbs	79	12.50	50.00

\* Does not include all head sold  
Source : USDA