

## Veal Supply at a Glance - Canada

For week ending November 16, 2019

Quebec Live Auction											
	2019				2018				Volume (YTD)		
	Number (head)	Price (\$ / 100 lbs)			Number (head)	Price (\$ / 100 lbs)			head		
Dairy Calves		Average	Min	Max		Average	Min	Max	2019	2018	% chg
Holstein Male											
Good 90 -120 lbs	613	93.00	80.00	110.00	713	117.00	100.00	135.00	29 143	34 029	-14.4 %
Good 121 - 140 lbs	172	94.00	80.00	115.00	166	116.00	100.00	130.00	8 770	8 443	3.9 %
Average 90 - 140 lbs	431	67.00	40.00	95.00	626	94.00	50.00	125.00	21 486	26 626	-19.3 %
Misc. - All weights	221	32.00	20.00	50.00	324	37.00	20.00	70.00	13 641	18 466	-26.1 %
Holstein Female											
Good 90 -120 lbs	74	71.00	30.00	120.00	67	78.00	50.00	110.00	2 752	2 487	10.7 %
Other milk breeds (all weights)	21	45.00	10.00	92.00	53	63.00	20.00	105.00	1 320	1 931	-31.6 %
Crossbreeds dairy-butcher (all weights)	200	155.00	85.00	220.00	408	167.00	100.00	225.00	17 470	14 897	-14.7 %
A2 Grain fed veal calves (hide off)	1 336	250.00	n/a	n/a	1 408	250.00	n/a	n/a	63 475	60 754	4.5 %
596 lbs live / 325-353 lbs hide off											

Ontario Live Auction											
	2019				2018				Volume (YTD)		
	Number (head)	Price (\$ / 100 lbs)			Number (head)	Price (\$ / 100 lbs)			head		
+ 600 lbs	590	120.14	96.92	137.67	688	124.64	100.85	142.02	33 229	31 264	6.3 %
451 - 600 lbs	38	93.41	62.55	115.62	67	99.61	75.57	121.46	2 438	2 046	19.2 %
301 - 450 lbs	49	81.62	59.00	108.99	51	142.66	100.49	174.25	2 033	1 444	40.8 %
126 - 300 lbs	112	93.49	54.62	146.74	115	99.01	65.27	174.79	5 861	5 120	14.5 %
- 125 lbs	770	83.39	41.76	204.72	858	102.84	60.12	212.98	37 670	39 227	-4.0 %

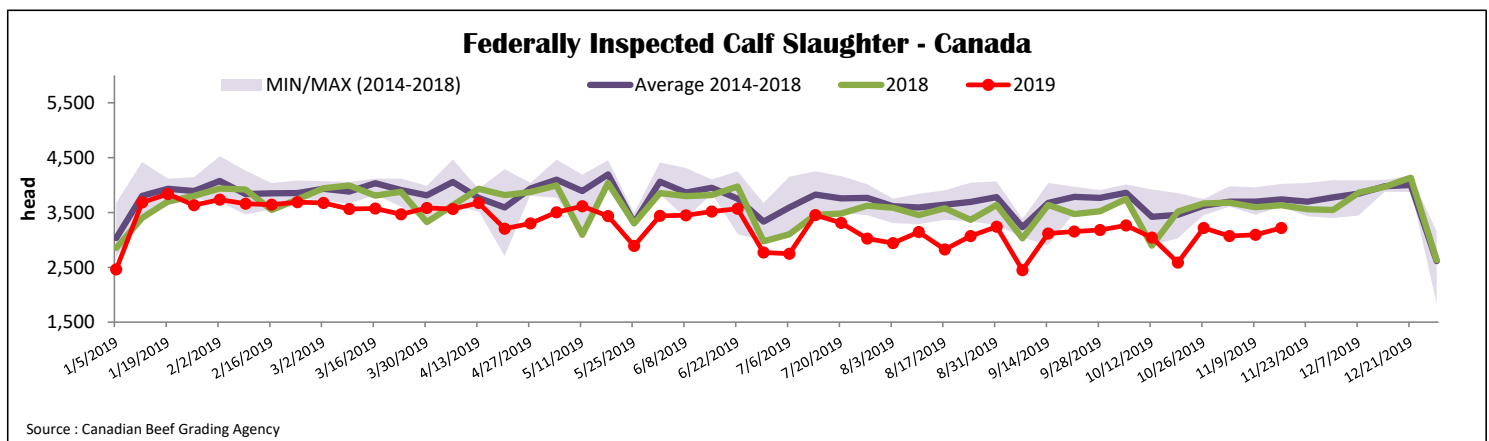
Source: Beef Farmers of Ontario

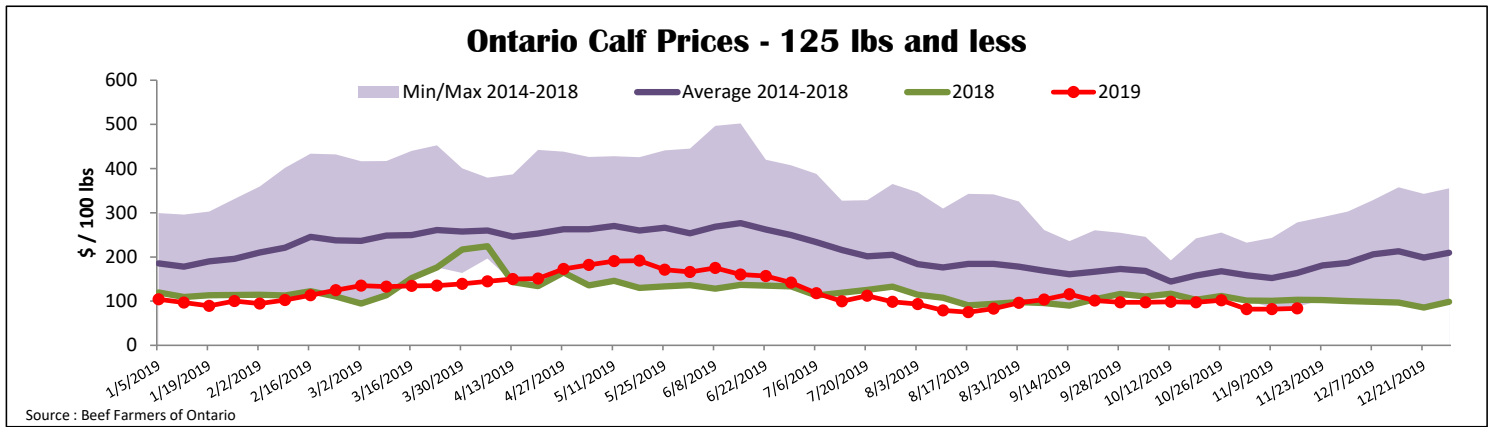
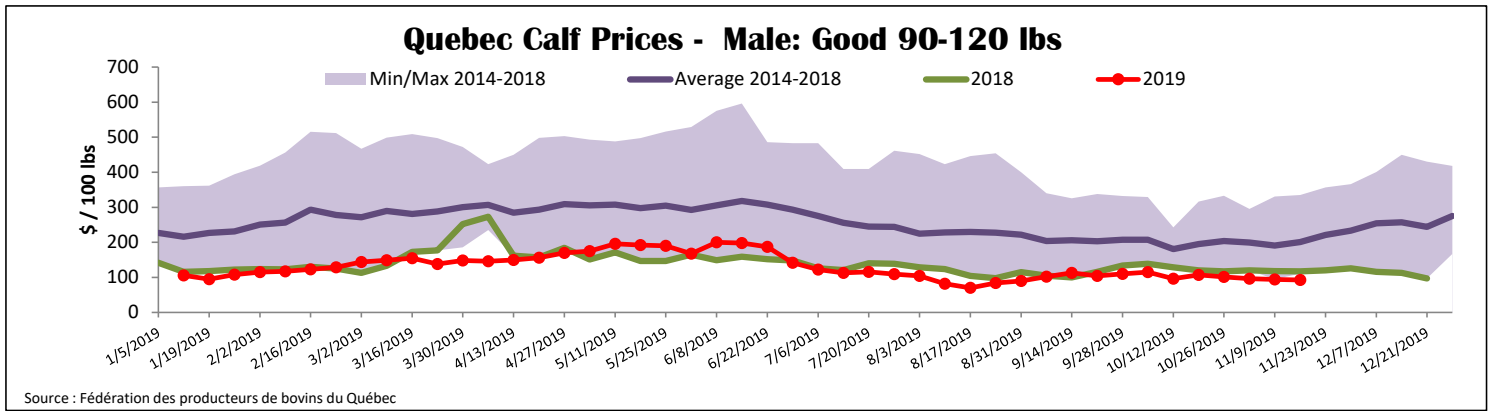
Federally Inspected Slaughter									
	Weekly			Year to date			Carcass Weight lbs (Jan-Sept.)		
	2019	2018	% chg	2019	2018	% chg	2019	2018	% chg
Quebec	3 216	3 491	-7.9 %	145 057	157 799	-8.1 %	346	327	5.8 %
Rest of Canada	0	141	-	6 200	7 812	-20.6 %	374	375	-0.5 %
<b>Canada</b>	<b>3 216</b>	<b>3 632</b>	<b>-11.5 %</b>	<b>151 257</b>	<b>165 611</b>	<b>-8.7 %</b>	<b>347</b>	<b>330</b>	<b>5.4 %</b>

Source: Canadian Beef Grading Agency

Domestic Exports					Imports						
	Jan. 1 - Sept. 30, 2019	2019			2018			2019	2018	% chg	
		2019	2018	% chg	2019	2018	% chg				
Total veal (tonnes)		1 970	3 120	-36.9 %	1 197	1 123	6.6 %				
United States		155	127	21.4 %	746	1 575	-52.6 %				
United Arab Emirates		9	11	-24.5 %	308	327	-5.9 %				
Saint Pierre and Miquelon		7	13	-48.0 %	196	289	-32.2 %				
Others		2 140	3 272	-34.6 %	23	13	77.5 %				
<b>Total</b>		<b>2 140</b>	<b>3 272</b>	<b>-34.6 %</b>	<b>2 470</b>	<b>3 327</b>	<b>-25.8 %</b>				
								<b>EU-28 (Veal total)</b>	308	327	-5.7 %

Source: Statistics Canada





<b>United States</b>											
Week ending November 9, 2019											
Federally Inspected Slaughter					Northeast and North Central U.S. Wholesale Price						
Weekly			Year to date			October 2019 Wholesale Price					
	2019	2018	% chg	2019	2018	% chg	\$/100 lbs	Simple avg	Min	Max	
Milk-fed or nature *											
North East & North Central	4 422	3 902	13.3 %	164 827	166 241	-0.9 %	307 Rack, Ribeye	1 825.00	1 825.00	1 825.00	
Other calves	6 862	8 968	-23.5 %	334 442	315 698	5.9 %	332 Loin, Trimmed 4x4	602.50	510.00	695.00	
<b>Total</b>	<b>11 284</b>	<b>12 870</b>	<b>-12.3 %</b>	<b>499 269</b>	<b>481 939</b>	<b>3.6 %</b>	1336 Leg slice, Retail	862.50	750.00	975.00	
Production*							1312 Osso Buco, Foreshank	785.00	675.00	895.00	
Calves (million lbs)	1.5	1.6	-6.3 %	62.2	63.0	-1.3 %	Shoulder Clod, Chuck	562.50	500.00	625.00	
Live weight (lbs)	235	211	11.4 %								
Dressed weight (lbs)	137	122	12.3 %								
Source : USDA					Source : USDA						
Northeast and North Central					Pennsylvania Vintage Calf Auction						
(Veal Carcass, Hot Basis – Paid to Producer (Hide off, 255-315 lbs))					Graded Holstein Bull Calves						
* Special fed : milk fed, nature					October 22, 2019						
\$US / 100 lbs	Weighted Average Price			Min	Max		Weight	Head	\$/ 100 lbs		
									Min	Max	
Non-Packer & Packers Owned				307.91	295.00	312.00	Number 1	- 89 lbs	7	35.00	55.00
								90 - 120 lbs	103	30.00	95.00
								+ 120 lbs	7	60.00	85.00
								Beef Cross	28	105.00	190.00
							Number 2	- 100 lbs	96	15.00	80.00
								+ 100 lbs	130	40.00	80.00
							Number 3	- 100 lbs	310	10.00	42.00
								+ 100 lbs	79	12.50	50.00
Source : USDA					Source : USDA						