

Veal Supply at a Glance - Canada

For week ending November 23, 2019

Quebec Live Auction											
	2019				2018				Volume (YTD)		
	Number (head)	Price (\$ / 100 lbs)			Number (head)	Price (\$ / 100 lbs)			head		
Dairy Calves		Average	Min	Max		Average	Min	Max	2019	2018	% chg
Holstein Male											
Good 90 -120 lbs	545	86.00	70.00	105.00	725	120.00	100.00	155.00	29 688	34 754	-14.6 %
Good 121 - 140 lbs	180	87.00	70.00	110.00	190	125.00	95.00	160.00	8 950	8 633	3.7 %
Average 90 - 140 lbs	555	64.00	40.00	85.00	570	86.00	50.00	115.00	22 041	27 196	-19.0 %
Misc. - All weights	302	35.00	10.00	55.00	386	37.00	20.00	60.00	13 943	18 852	-26.0 %
Holstein Female											
Good 90 -120 lbs	76	71.00	30.00	130.00	58	80.00	45.00	160.00	2 828	2 545	11.1 %
Other milk breeds (all weights)	35	50.00	10.00	80.00	32	62.00	20.00	125.00	1 355	1 963	-31.0 %
Crossbreeds dairy-butcher (all weights)	214	215.00	80.00	310.00	383	173.00	90.00	250.00	17 684	15 280	-13.6 %
A2 Grain fed veal calves (hide off)	1 493	250.00	n/a	n/a	1 354	250.10	n/a	n/a	64 966	62 108	4.6 %
596 lbs live / 325-353 lbs hide off											

Ontario Live Auction											
	2019				2018				Volume (YTD)		
	Number (head)	Price (\$ / 100 lbs)			Number (head)	Price (\$ / 100 lbs)			head		
+ 600 lbs	578	122.92	102.54	138.39	631	125.54	104.32	142.96	33 807	31 895	6.0 %
451 - 600 lbs	93	100.73	76.82	126.26	43	93.96	73.50	118.03	2 531	2 089	21.2 %
301 - 450 lbs	108	121.66	79.92	173.01	71	133.59	87.73	172.37	2 141	1 515	41.3 %
126 - 300 lbs	131	90.96	48.32	184.52	117	115.45	67.33	208.75	5 992	5 237	14.4 %
- 125 lbs	795	75.22	46.14	202.62	852	102.40	58.36	204.35	38 465	40 079	-4.0 %

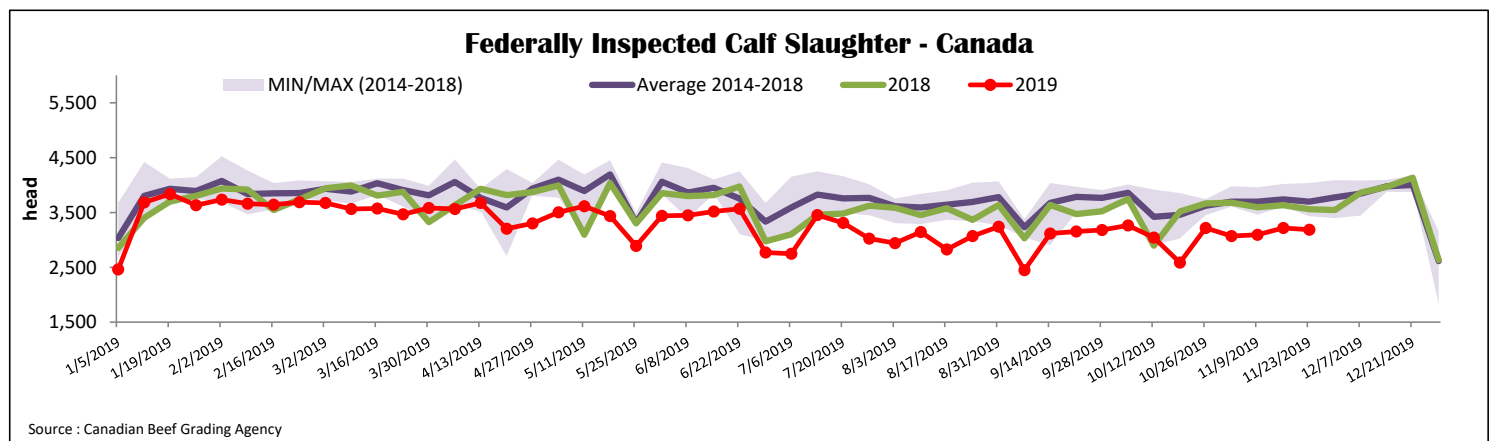
Source: Beef Farmers of Ontario

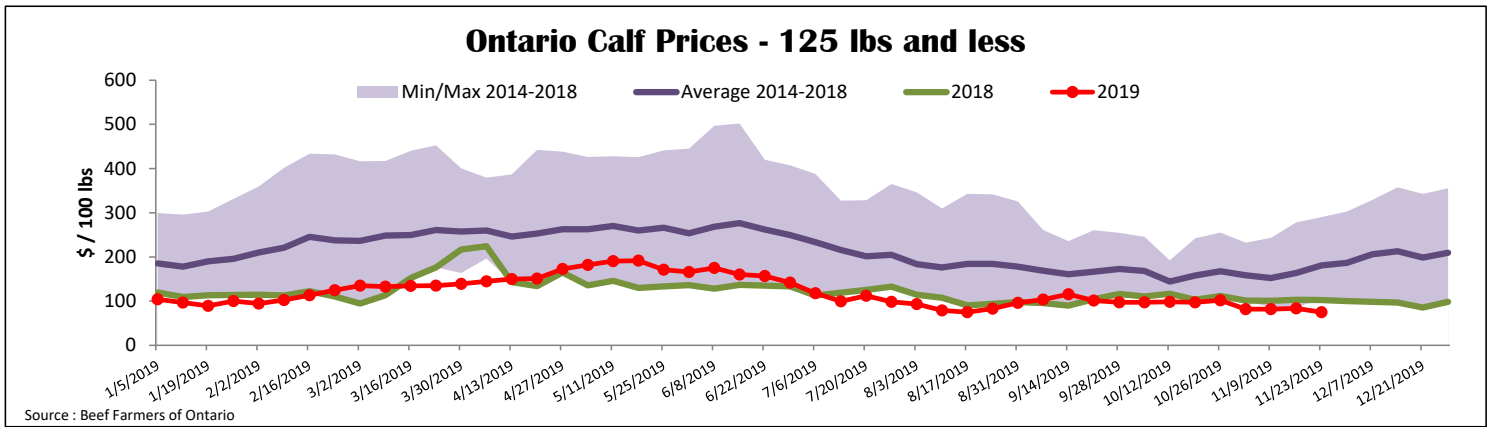
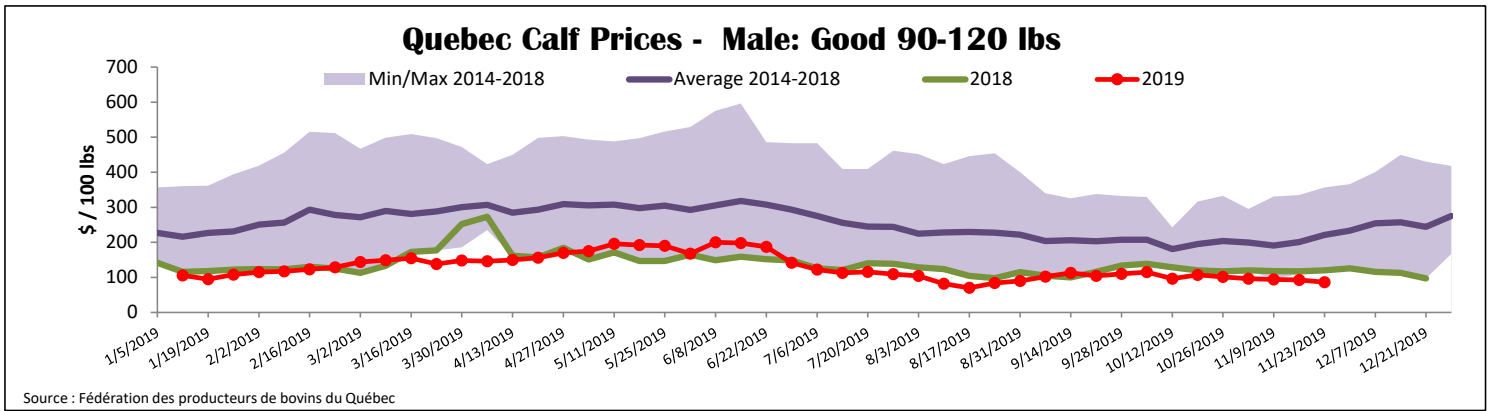
Federally Inspected Slaughter									
	Weekly			Year to date			Carcass Weight lbs (Jan-Sept.)		
	2019	2018	% chg	2019	2018	% chg	2019	2018	% chg
Quebec	3 185	3 397	-6.2 %	148 242	161 196	-8.0 %	346	327	5.8 %
Rest of Canada	0	162	-	6 200	7 974	-22.2 %	374	375	-0.5 %
Canada	3 185	3 559	-10.5 %	154 442	169 170	-8.7 %	347	330	5.4 %

Source: Canadian Beef Grading Agency

Domestic Exports					Imports					
	Jan. 1 - Sept. 30, 2019	2019			2018			2019	2018	% chg
		2019	2018	% chg	2019	2018	% chg			
Total veal (tonnes)		1 970	3 120	-36.9 %	1 234	1 174	5.2 %			
United States		155	127	21.4 %	746	1 650	-54.8 %			
United Arab Emirates		9	11	-24.5 %	312	356	-12.3 %			
Saint Pierre and Miquelon		7	13	-48.0 %	196	289	-32.2 %			
Others					24	13	77.0 %			
Total		2 140	3 272	-34.6 %	2 512	3 481	-27.8 %			
					EU-28 (Veal total)	313	356	-12.1 %		

Source: Statistics Canada





United States

Week ending November 16, 2019

	Federally Inspected Slaughter			Year to date			Northeast and North Central U.S. Wholesale Price			
	2019	2018	% chg	2019	2018	% chg	October 2019 Wholesale Price			
Milk-fed or nature *										
North East & North Central	4 105	3 425	19.9 %	168 932	169 666	-0.4 %	\$/100 lbs	Simple avg	Min	Max
Other calves	7 280	8 370	-13.0 %	341 722	324 068	5.4 %	307 Rack, Ribeye	1 825.00	1 825.00	1 825.00
Total	11 385	11 795	-3.5 %	510 654	493 734	3.4 %	332 Loin, Trimmed 4x4	602.50	510.00	695.00
Production*							1336 Leg slice, Retail	862.50	750.00	975.00
Calves (million lbs)	1.5	1.5	0.0 %	63.7	64.5	-1.2 %	1312 Osso Buco, Fores Shank	785.00	675.00	895.00
Live weight (lbs)	229	219	4.6 %				Shoulder Clod, Chuck	562.50	500.00	625.00
Dressed weight (lbs)	133	127	4.7 %							

Source : USDA

Northeast and North Central

(Veal Carcass, Hot Basis – Paid to Producer (Hide off, 255-315 lbs))

* Special fed : milk fed, nature

\$US / 100 lbs	Weighted Average Price		
	Min	Max	
Non-Packer & Packers Owned	307.16	299.00	315.00

Source : USDA

Pennsylvania Vintage Calf Auction

Graded Holstein Bull Calves November 22, 2019

	Weight	Head	\$/ 100 lbs	
			Min	Max
Number 1	- 89 lbs	7	40.00	50.00
	90 - 120 lbs	98	40.00	150.00
	+ 120 lbs	12	60.00	90.00
Beef Cross		24	70.00	190.00
Number 2	- 100 lbs	88	25.00	90.00
	+ 100 lbs	115	30.00	100.00
Number 3	- 100 lbs	250	10.00	62.00
	+ 100 lbs	102	15.00	45.00

* Does not include all head sold

Source : USDA