

Veal Supply at a Glance - Canada

For week ending December 7, 2019

Quebec Live Auction											
	2019				2018				Volume (YTD)		
	Number (head)	Price (\$ / 100 lbs)			Number (head)	Price (\$ / 100 lbs)			head		
Dairy Calves		Average	Min	Max		Average	Min	Max	2019	2018	% chg
Holstein Male											
Good 90 -120 lbs	656	107.00	90.00	135.00	743	116.00	95.00	135.00	30 909	36 145	-14.5 %
Good 121 - 140 lbs	189	107.00	90.00	125.00	240	117.00	100.00	135.00	9 303	9 062	2.7 %
Average 90 - 140 lbs	383	71.00	40.00	110.00	465	71.00	30.00	120.00	22 879	28 160	-18.8 %
Misc. - All weights	218	32.00	20.00	50.00	358	29.00	15.00	50.00	14 400	19 584	-26.5 %
Holstein Female											
Good 90 -120 lbs	59	91.00	30.00	140.00	58	71.00	25.00	170.00	2 947	2 688	9.6 %
Other milk breeds (all weights)	17	53.00	30.00	95.00	47	47.00	20.00	90.00	1 405	2 053	-31.6 %
Crossbreeds dairy-butcher (all weights)	229	220.00	100.00	340.00	437	159.00	90.00	225.00	18 105	16 134	-10.9 %
A2 Grain fed veal calves (hide off)	1 818	250.10	n/a	n/a	1 495	250.10	n/a	n/a	68 279	65 210	4.7 %
596 lbs live / 325-353 lbs hide off											

Ontario Live Auction											
	2019				2018				Volume (YTD)		
	Number (head)	Price (\$ / 100 lbs)			Number (head)	Price (\$ / 100 lbs)			head		
		Average	Min	Max		Average	Min	Max	2019	2018	% chg
+ 600 lbs	482	124.33	101.60	139.39	657	119.12	99.14	133.65	34 869	33 269	4.8 %
451 - 600 lbs	73	86.68	56.18	108.79	44	89.56	76.70	108.89	2 665	2 210	20.6 %
301 - 450 lbs	79	135.34	94.22	190.77	46	130.48	97.89	176.50	2 314	1 621	42.8 %
126 - 300 lbs	125	92.74	56.11	180.76	95	113.28	80.85	200.40	6 244	5 460	14.4 %
- 125 lbs	746	97.71	50.56	268.21	796	98.42	53.51	193.89	39 999	41 758	-4.2 %

Source: Beef Farmers of Ontario

Federally Inspected Slaughter									
	Weekly			Year to date			Carcass Weight lbs (Jan-Oct.)		
	2019	2018	% chg	2019	2018	% chg	2019	2018	% chg
Quebec	3 227	3 657	-11.8 %	154 694	168 231	-8.0 %	345	328	5.3 %
Rest of Canada	0	207	-	6 200	8 350	-25.7 %	374	375	-0.4 %
Canada	3 227	3 864	-16.5 %	160 894	176 581	-8.9 %	347	330	5.4 %

Source: Canadian Beef Grading Agency

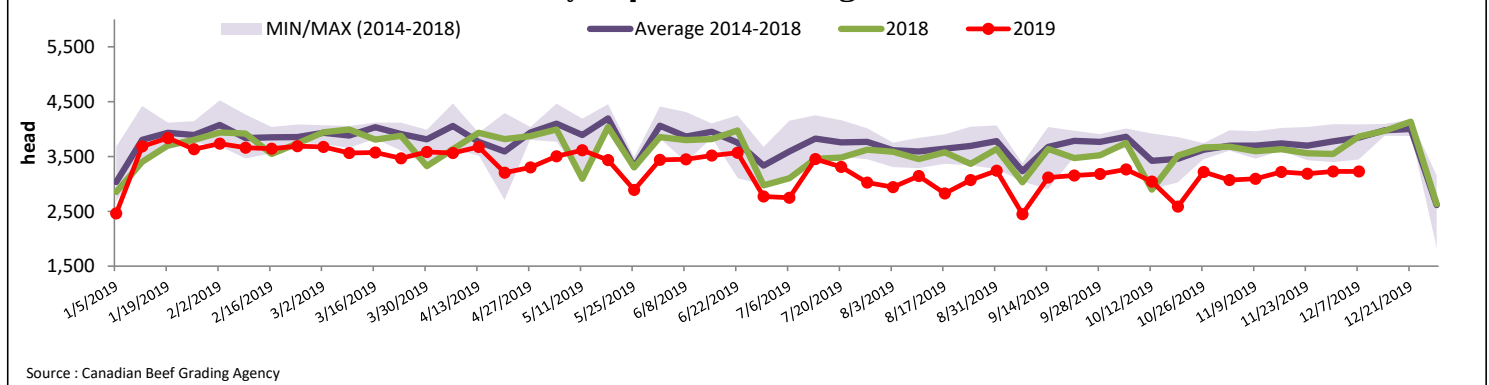
Source: Canadian Food Inspection Agency (CFIA)

Domestic Exports					Imports				
	Jan. 1 - Oct. 31, 2019					Jan. 1 - Dec. 7, 2019			
	2019	2018	% chg			2019	2018	% chg	
Total veal (tonnes)					Total veal (tonnes)				
United States	2 070	3 422	-39.5 %		United States	1 260	1 277	-1.3 %	
United Arab Emirates	171	142	21.0 %		New Zealand	800	1 759	-54.5 %	
Saint Pierre and Miquelon	10	13	-20.5 %		Netherlands	325	356	-8.6 %	
Others	7	13	-48.0 %		Australia	196	289	-32.2 %	
Total	2 258	3 590	-37.1 %		Others	111	13	728.7 %	
					Total	2 693	3 694	-27.1 %	
					EU-28 (Veal total)	396	356	11.1 %	

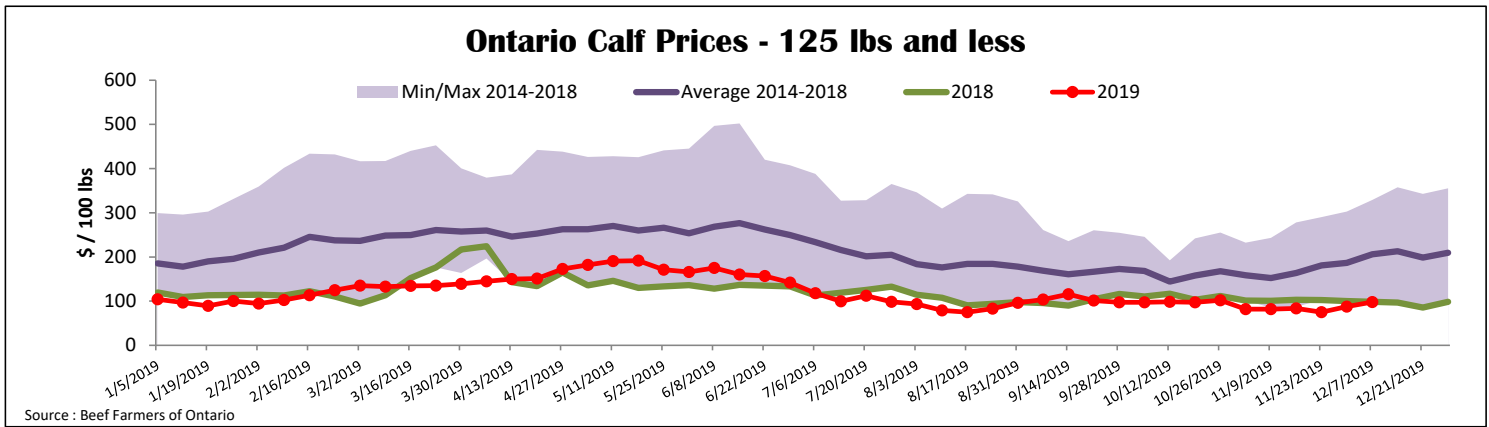
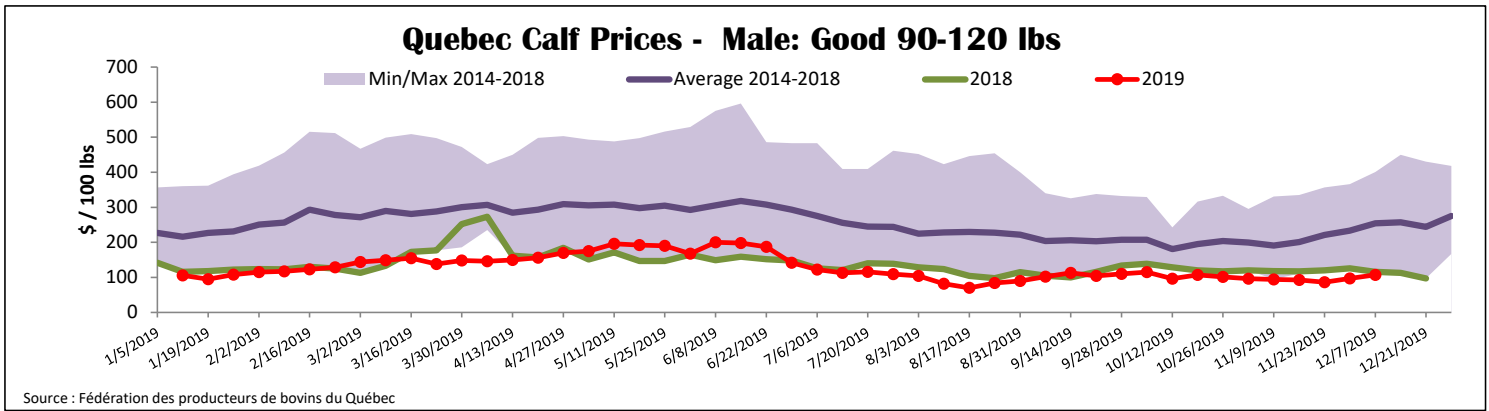
Source: Statistics Canada

Source: CFIA

Federally Inspected Calf Slaughter - Canada



Source: Canadian Beef Grading Agency



United States

Week ending November 30, 2019

	Federally Inspected Slaughter			Year to date			Northeast and North Central U.S. Wholesale Price				
	Weekly			Year to date			November 2019 Wholesale Price				
	2019	2018	% chg	2019	2018	% chg	\$/100 lbs	Simple avg	Min	Max	
Milk-fed or nature *											
North East & North Central	3 346	3 824	-12.5 %	175 893	176 705	-0.5 %	307 Rack, Ribeye	1 825.00	1 825.00	1 825.00	
Other calves	5 910	10 653	-44.5 %	355 345	343 024	3.6 %	332 Loin, Trimmed 4x4	602.50	510.00	695.00	
Total	9 256	14 477	-36.1 %	531 238	519 729	2.2 %	1336 Leg slice, Retail	862.50	750.00	975.00	
Production*							1312 Osso Buco, Fores Shank	785.00	675.00	895.00	
Calves (million lbs)	1.2	1.6	-25.0 %	66.4	67.4	-1.5 %	Shoulder Clod, Chuck	562.50	500.00	625.00	
Live weight (lbs)	232	199	16.6 %								
Dressed weight (lbs)	135	114	18.4 %								

Source : USDA

Northeast and North Central

(Veal Carcass, Hot Basis – Paid to Producer (Hide off, 255-315 lbs))

* Special fed : milk fed, nature

\$/US / 100 lbs	Weighted Average Price	Min	Max
Non-Packer & Packers Owned	305.59	295.00	312.00

Source : USDA

Pennsylvania Vintage Calf Auction

November 22, 2019

	Weight	Head	\$/ 100 lbs	
			Min	Max
Number 1	- 89 lbs	7	40.00	50.00
	90 - 120 lbs	98	40.00	150.00
	+ 120 lbs	12	60.00	90.00
Beef Cross		24	70.00	190.00
Number 2	- 100 lbs	88	25.00	90.00
	+ 100 lbs	115	30.00	100.00
Number 3	- 100 lbs	250	10.00	62.00
	+ 100 lbs	102	15.00	45.00

* Does not include all head sold

Source : USDA