

## Veal Supply at a Glance - Canada

For week ending January 11, 2020

Quebec Live Auction											
	2020				2019				Volume (YTD)		
	Number (head)	Price (\$ / 100 lbs)			Number (head)	Price (\$ / 100 lbs)			head		
Dairy Calves		Average	Min	Max		Average	Min	Max	2020	2019	% chg
Holstein Male											
Good 90 -120 lbs	854	120.00	100.00	145.00	791	106.00	90.00	125.00	1 248	791	57.8 %
Good 121 - 140 lbs	434	122.00	100.00	145.00	378	106.00	90.00	125.00	590	378	56.1 %
Average 90 - 140 lbs	658	99.00	70.00	120.00	759	79.00	50.00	110.00	991	759	30.6 %
Misc. - All weights	265	46.00	20.00	80.00	489	32.00	20.00	50.00	397	489	-18.8 %
Holstein Female											
Good 90 -120 lbs	87	110.00	60.00	180.00	48	82.00	50.00	150.00	126	48	162.5 %
Other milk breeds (all weights)	38	63.00	30.00	105.00	52	54.00	20.00	180.00	42	52	-19.2 %
Crossbreeds dairy-butcher (all weights)	330	245.00	130.00	350.00	553	174.00	100.00	255.00	482	553	-12.8 %
A2 Grain fed veal calves (hide off)	1 459	250.10	n/a	n/a	1 543	215.00	n/a	n/a	3 007	2 950	1.9 %
596 lbs live / 325-353 lbs hide off											

	2020				2019				Volume (YTD)		
	Number (head)	Price (\$ / 100 lbs)			Number (head)	Price (\$ / 100 lbs)			head		
+ 600 lbs	584	122.70	104.16	137.84	775	95.97	83.91	110.26	1 093	1 217	-10.2 %
451 - 600 lbs	65	108.83	90.81	124.46	46	95.59	79.19	114.33	96	91	5.5 %
301 - 450 lbs	36	99.93	84.64	115.38	27	115.42	83.15	160.59	49	29	69.0 %
126 - 300 lbs	244	118.56	76.93	208.33	219	108.45	71.18	173.74	283	315	-10.2 %
- 125 lbs	1 035	119.07	75.26	255.48	800	96.83	70.77	187.96	1 630	1 348	20.9 %

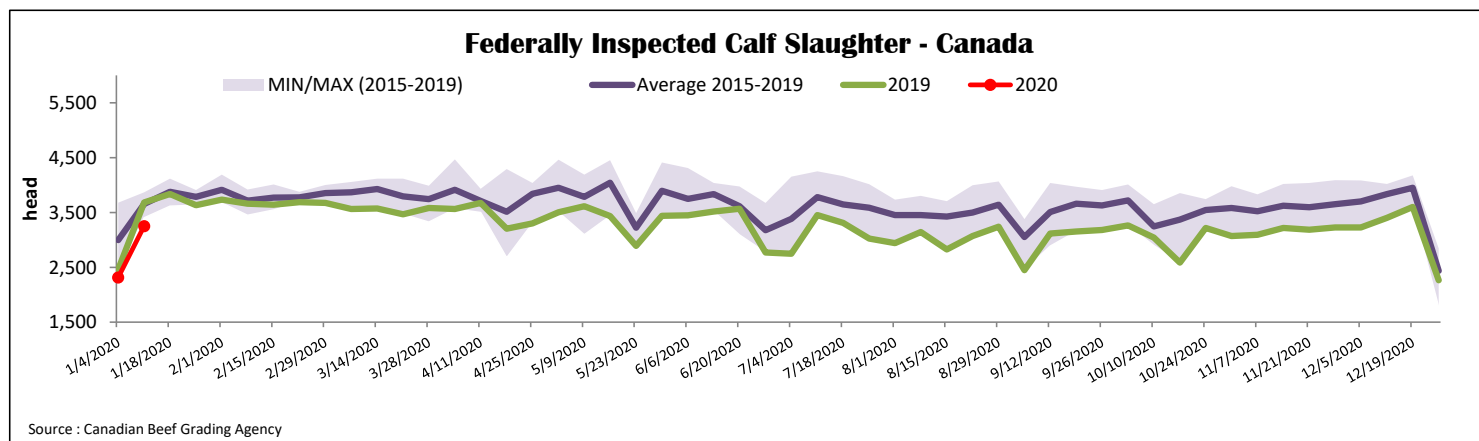
Source: Beef Farmers of Ontario

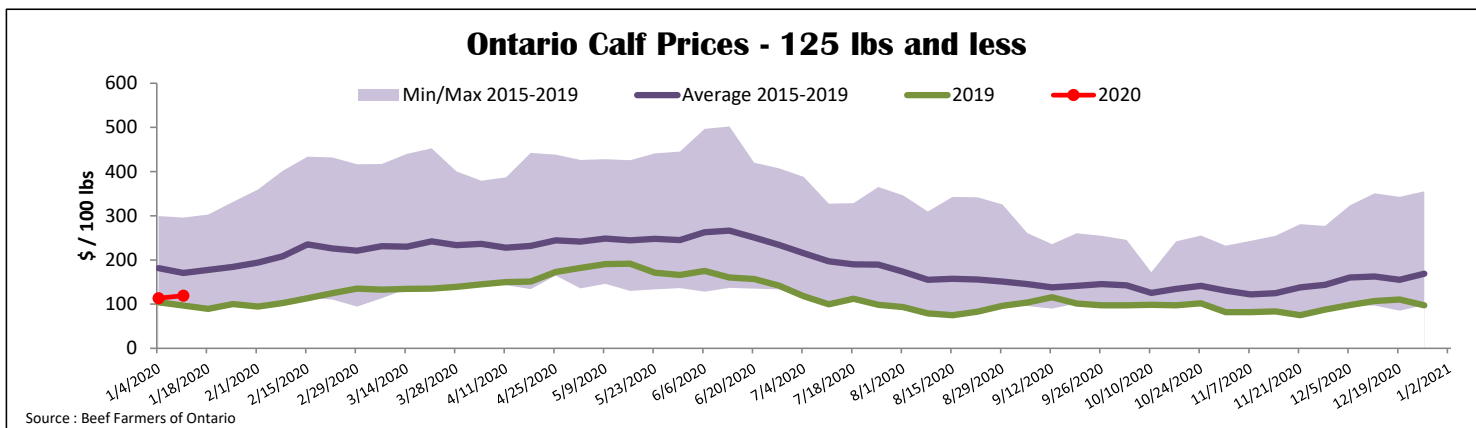
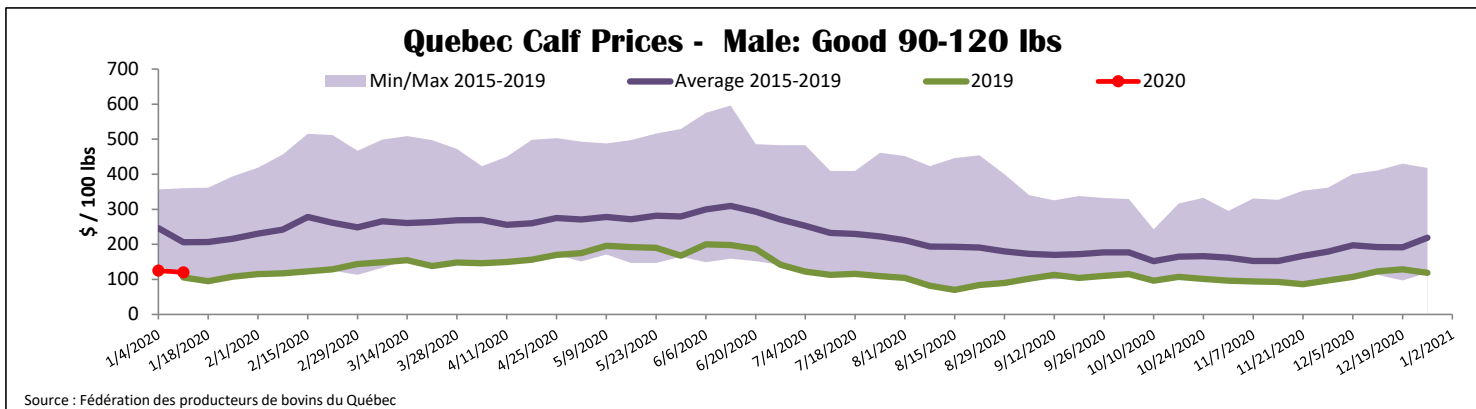
Federally Inspected Slaughter									
	Weekly			Year to date			Carcass Weight lbs (Jan-Nov.)		
	2020	2019	% chg	2020	2019	% chg	2019	2018	% chg
Quebec	3 252	3 549	-8.4 %	5 568	5 882	-5.3 %	345	328	5.0 %
Rest of Canada	0	132	-	0	260	-100.0 %	374	375	-0.5 %
<b>Canada</b>	<b>3 252</b>	<b>3 681</b>	<b>-11.7 %</b>	<b>5 568</b>	<b>6 142</b>	<b>-9.3 %</b>	<b>346</b>	<b>330</b>	<b>4.6 %</b>

Source: Canadian Beef Grading Agency

Domestic Exports					Imports				
	Jan. 1 - Nov. 30, 2019					Jan. 1 - Jan. 11, 2020			
	2019	2018	% chg			2020	2019	% chg	
Total veal (tonnes)					Total veal (tonnes)				
United States	2 103	3 648	-42.3 %		United States	13	168	-92.1 %	
United Arab Emirates	190	167	13.9 %		Netherlands	7	6	14.8 %	
Saint Pierre and Miquelon	12	14	-16.2 %		New Zealand	0	33	-	
Others	7	13	-45.9 %		Australia	0	17	-	
<b>Total</b>	<b>2 312</b>	<b>3 842</b>	<b>-39.8 %</b>		<b>Total</b>	<b>21</b>	<b>225</b>	<b>-90.9 %</b>	
					<b>EU-28 (Veal total)</b>	<b>7</b>	<b>6</b>	<b>14.8 %</b>	

Source: Statistics Canada





<b>United States</b>											
Week ending January 4, 2020											
Federally Inspected Slaughter						Northeast and North Central U.S. Wholesale Price					
Weekly						December 2019 Wholesale Price					
			Year to date			\$/100 lbs		Simple avg		Min Max	
Milk-fed or nature *	<b>2020</b>	<b>2019</b>	<b>% chg</b>	<b>2020</b>	<b>2019</b>	<b>% chg</b>	307 Rack, Ribeye	1 825.00	1 825.00	1 825.00	
North East & North Central	3 462	3 243	6.8 %	3 462	3 243	6.8 %	332 Loin, Trimmed 4x4	610.00	525.00	695.00	
Other calves	6 601	7 694	-14.2 %	6 601	7 694	-14.2 %	1336 Leg slice, Retail	900.00	825.00	975.00	
<b>Total</b>	<b>10 063</b>	<b>10 937</b>	<b>-8.0 %</b>	<b>10 063</b>	<b>10 937</b>	<b>-8.0 %</b>	1312 Osso Buco, Foreshank	812.50	675.00	950.00	
Production*							Shoulder Clod, Chuck	562.50	500.00	625.00	
Calves (million lbs)	1.2	1.3	-7.7 %	1.2	1.3	-7.7 %					
Live weight (lbs)	216	210	2.9 %								
Dressed weight (lbs)	125	121	3.3 %								
Northeast and North Central						Pennsylvania Vintage Calf Auction					
(Veal Carcass, Hot Basis – Paid to Producer (Hide off, 255-315 lbs))						Graded Holstein Bull Calves					
* Special fed : milk fed, nature						January 9, 2020					
\$US / 100 lbs			Weighted Average Price			Min		\$/ 100 lbs			
								Min		Max	
Non-Packer & Packers Owned			305.08			297.00		312.00			
								Number 1			
								- 89 lbs		10	
								90 - 120 lbs		109	
								+ 120 lbs		10	
								Beef Cross		15	
								Number 2			
								- 100 lbs		103	
								+ 100 lbs		135	
								Number 3			
								- 100 lbs		218	
								+ 100 lbs		88	
						* Does not include all head sold					

Source : USDA

Source : USDA