



## Veal Supply at a Glance - Canada

For week ending January 18, 2020

Quebec Live Auction											
	2020				2019				Volume (YTD)		
	Number (head)	Price (\$ / 100 lbs)			Number (head)	Price (\$ / 100 lbs)			head		
Dairy Calves		Average	Min	Max		Average	Min	Max	2020	2019	% chg
Holstein Male											
Good 90 -120 lbs	615	137.00	110.00	165.00	645	95.00	80.00	115.00	1 863	1 436	29.7 %
Good 121 - 140 lbs	227	133.00	110.00	155.00	242	95.00	80.00	115.00	817	620	31.8 %
Average 90 - 140 lbs	565	115.00	80.00	145.00	593	63.00	40.00	90.00	1 556	1 352	15.1 %
Misc. - All weights	243	55.00	20.00	100.00	316	29.00	20.00	50.00	640	805	-20.5 %
Holstein Female											
Good 90 -120 lbs	87	118.00	60.00	170.00	43	56.00	20.00	100.00	213	91	134.1 %
Other milk breeds (all weights)	23	79.00	50.00	120.00	19	65.00	40.00	140.00	65	71	-8.5 %
Crossbreeds dairy-butcher (all weights)	210	223.00	140.00	300.00	409	173.00	100.00	270.00	692	962	-28.1 %
A2 Grain fed veal calves (hide off)	1 469	250.00	n/a	n/a	1 426	215.00	n/a	n/a	4 476	4 376	2.3 %
596 lbs live / 325-353 lbs hide off											

Ontario Live Auction											
	2020				2019				Volume (YTD)		
	Number (head)	Price (\$ / 100 lbs)			Number (head)	Price (\$ / 100 lbs)			head		
		Average	Min	Max		Average	Min	Max	2020	2019	% chg
+ 600 lbs	638	115.40	91.13	134.09	686	92.48	76.95	110.36	1 731	1 903	-9.0 %
451 - 600 lbs	49	104.61	85.60	119.91	36	92.47	76.56	109.54	145	127	14.2 %
301 - 450 lbs	44	127.62	88.57	167.22	48	133.78	93.39	191.71	93	77	20.8 %
126 - 300 lbs	168	106.57	64.74	180.19	150	109.19	67.58	190.53	451	465	-3.0 %
- 125 lbs	887	127.29	73.12	256.04	788	89.43	56.91	199.99	2 517	2 136	17.8 %

Source: Beef Farmers of Ontario

Federally Inspected Slaughter									
	2020			2019			Carcass Weight lbs (Jan-Nov.)		
	Weekly	% chg		Year to date	% chg		2019	2018	% chg
Quebec	3 370	3 662	-8.0 %	8 938	9 544	-6.3 %	345	328	5.0 %
Rest of Canada	0	175	-	0	435	-100.0 %	374	375	-0.5 %
<b>Canada</b>	<b>3 370</b>	<b>3 837</b>	<b>-12.2 %</b>	<b>8 938</b>	<b>9 979</b>	<b>-10.4 %</b>	<b>346</b>	<b>330</b>	<b>4.6 %</b>

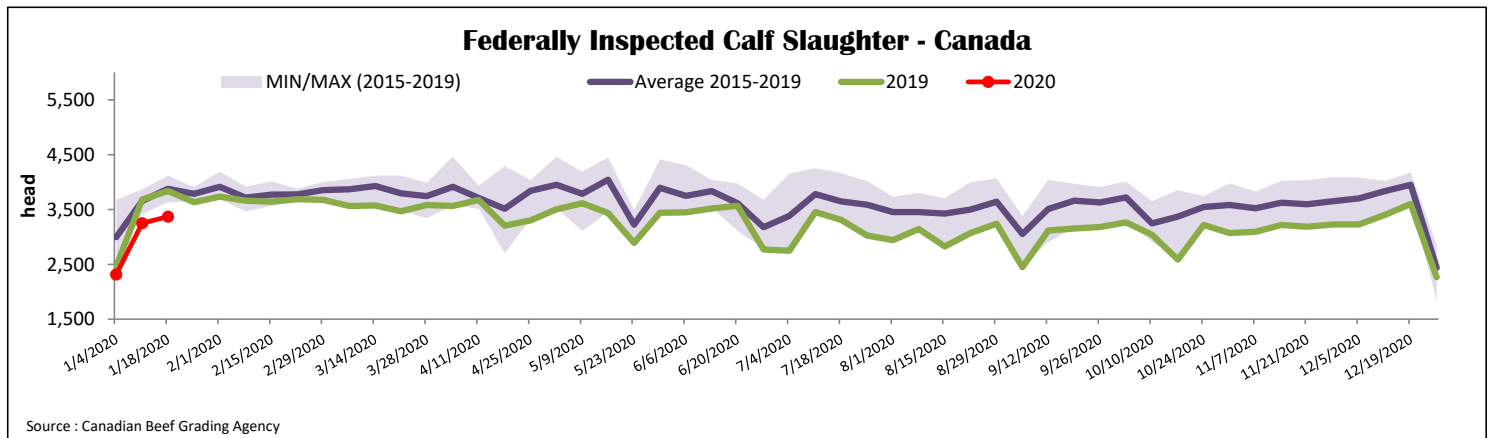
Source: Canadian Beef Grading Agency

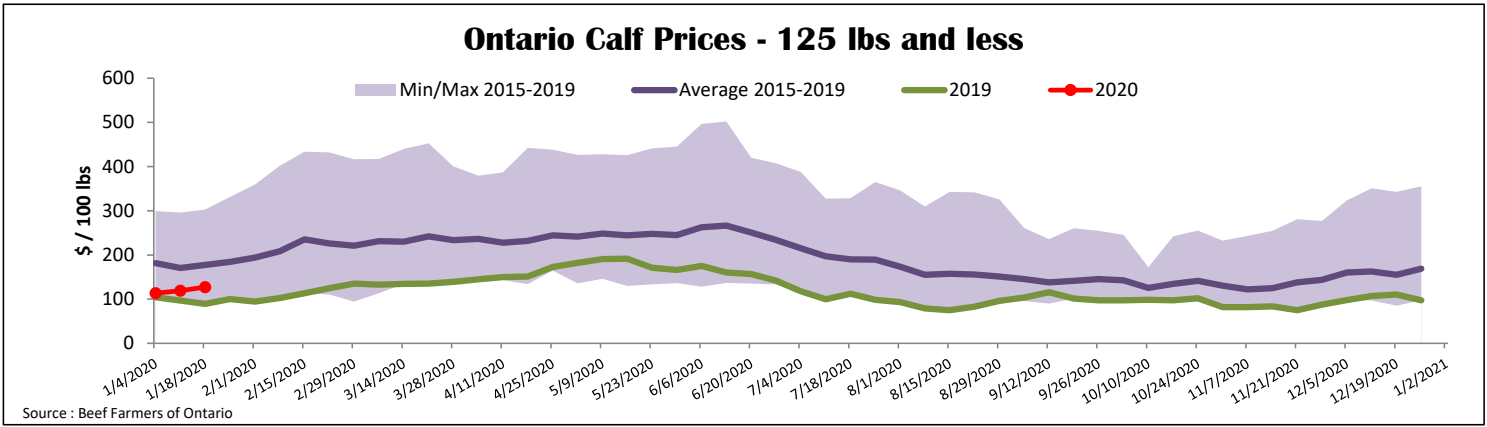
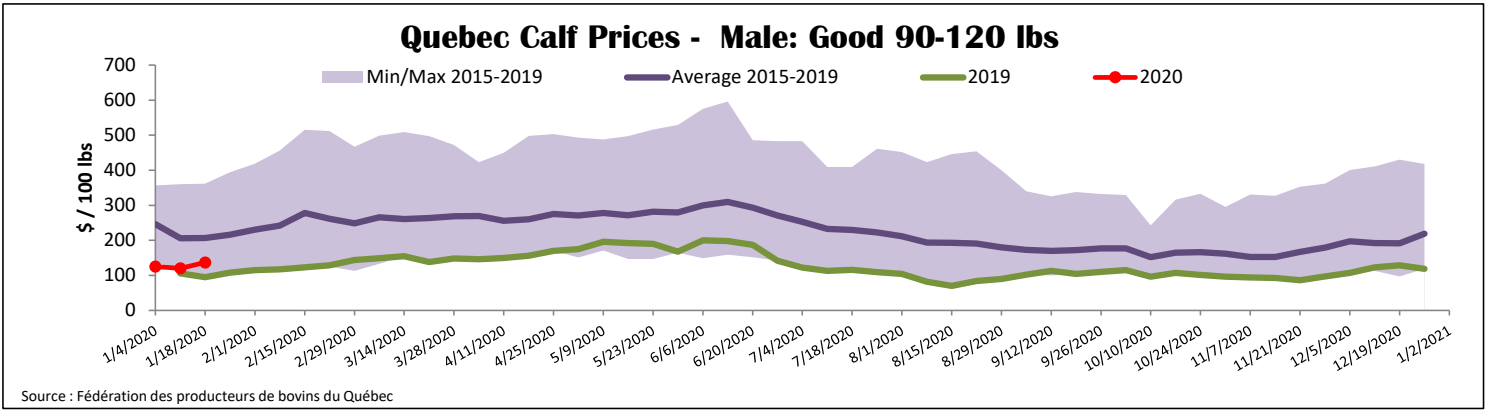
Source: Canadian Food Inspection Agency (CFIA)

Domestic Exports					Imports						
	Jan. 1 - Nov. 30, 2019	2019			2020			Jan. 1 - Jan. 18, 2020	2020		
		2019	2018	% chg	2020	2019	% chg		2020	2019	% chg
Total veal (tonnes)											
United States		2 103	3 648	-42.3 %				26	10	155.2 %	
United Arab Emirates		190	167	13.9 %				18	232	-92.4 %	
Saint Pierre and Miquelon		12	14	-16.2 %				0	33	-	
Others		7	13	-45.9 %				0	17	-	
<b>Total</b>		<b>2 312</b>	<b>3 842</b>	<b>-39.8 %</b>				<b>44</b>	<b>292</b>	<b>-85.0 %</b>	
<b>EU-28 (Veal total)</b>								26	232	-92.4 %	

Source: Statistics Canada

Source: CFIA





## United States

Week ending January 11, 2020

Federally Inspected Slaughter				Northeast and North Central U.S. Wholesale Price						
Weekly			Year to date			December 2019 Wholesale Price				
Milk-fed or nature *	<b>2020</b>	<b>2019</b>	% chg	<b>2020</b>	<b>2019</b>	% chg	\$/100 lbs	Simple avg	Min	Max
North East & North Central	3 757	3 774	-0.5 %	7 219	6 901	4.6 %	307 Rack, Ribeye	1 825.00	1 825.00	1 825.00
Other calves	8 083	8 330	-3.0 %	14 684	16 140	-9.0 %	332 Loin, Trimmed 4x4	610.00	525.00	695.00
<b>Total</b>	<b>11 840</b>	<b>12 104</b>	<b>-2.2 %</b>	<b>21 903</b>	<b>23 041</b>	<b>-4.9 %</b>	1336 Leg slice, Retail	900.00	825.00	975.00
Production*							1312 Osso Buco, Foreshank	812.50	675.00	950.00
Calves (million lbs)	1.4	1.5	-6.7 %	2.6	2.8	-7.1 %	Shoulder Clod, Chuck	562.50	500.00	625.00
Live weight (lbs)	208	215	-3.3 %							
Dressed weight (lbs)	119	124	-4.0 %							

Source : USDA

### Northeast and North Central

(Veal Carcass, Hot Basis – Paid to Producer (Hide off, 255-315 lbs))

\* Special fed : milk fed, nature

\$US / 100 lbs	Weighted Average Price		
	Min	Max	Average
Non-Packer & Packers Owned	305.51	297.00	312.00

Source : USDA

### Pennsylvania Vintage Calf Auction

Graded Holstein Bull Calves January 16, 2020

	Weight	Head	\$/ 100 lbs	
			Min	Max
Number 1	- 89 lbs	6	30.00	55.00
	90 - 120 lbs	105	47.00	95.00
	+ 120 lbs	8	50.00	95.00
Beef Cross	20		85.00	175.00
Number 2	- 100 lbs	82	20.00	80.00
	+ 100 lbs	159	40.00	100.00
Number 3	- 100 lbs	239	10.00	76.00
	+ 100 lbs	123	17.50	85.00

\* Does not include all head sold

Source : USDA