

Veal Supply at a Glance - Canada

For week ending March 21, 2020

Quebec Live Auction											
	2020				2019				Volume (YTD)		
	Number (head)	Price (\$ / 100 lbs)			Number (head)	Price (\$ / 100 lbs)			head		
Dairy Calves											
Holstein Male											
Good 90 -120 lbs	534	138.00	120.00	155.00	712	138.00	120.00	160.00	7 200	6 933	3.9 %
Good 121 - 140 lbs	170	134.00	110.00	150.00	199	132.00	115.00	150.00	2 682	2 557	4.9 %
Average 90 - 140 lbs	493	112.00	80.00	140.00	513	103.00	70.00	135.00	5 773	5 522	4.5 %
Misc. - All weights	235	50.00	20.00	88.00	234	45.00	15.00	80.00	2 793	3 248	-14.0 %
Holstein Female											
Good 90 -120 lbs	75	105.00	35.00	170.00	66	101.00	60.00	150.00	877	532	64.8 %
Other milk breeds (all weights)	53	91.00	40.00	150.00	40	73.00	30.00	100.00	321	291	10.3 %
Crossbreeds dairy-butcher (all weights)	241	181.00	115.00	270.00	324	233.00	120.00	390.00	2 738	4 056	-32.5 %
A2 Grain fed veal calves (hide off)	1 585	251.10	n/a	n/a	1 408	215.20	n/a	n/a	17 263	17 448	-1.1 %
596 lbs live / 325-353 lbs hide off											

Ontario Live Auction											
	2020				2019				Volume (YTD)		
	Number (head)	Price (\$ / 100 lbs)			Number (head)	Price (\$ / 100 lbs)			head		
+ 600 lbs	738	129.25	112.74	145.69	843	85.05	70.57	100.34	7 099	8 329	-14.8 %
451 - 600 lbs	54	97.54	78.01	115.98	39	75.28	61.36	86.92	593	539	10.0 %
301 - 450 lbs	57	111.61	82.84	174.80	33	127.88	84.12	157.52	485	407	19.2 %
126 - 300 lbs	103	107.86	78.72	156.87	120	124.92	79.30	251.08	1 517	1 599	-5.1 %
- 125 lbs	658	123.07	88.00	193.44	751	135.02	85.95	293.83	9 544	8 354	14.2 %

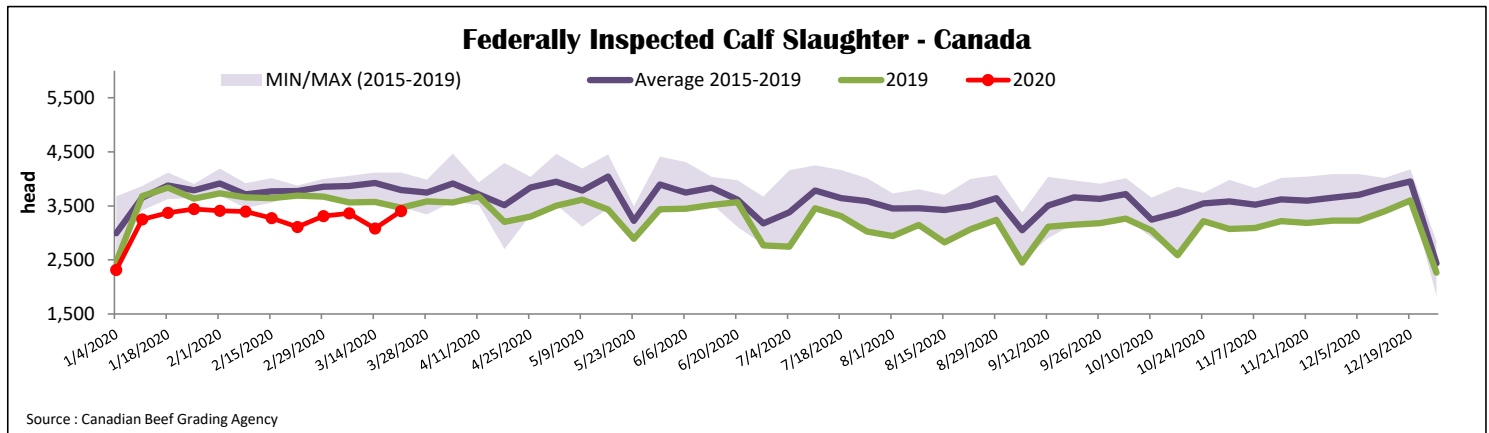
Source: Beef Farmers of Ontario

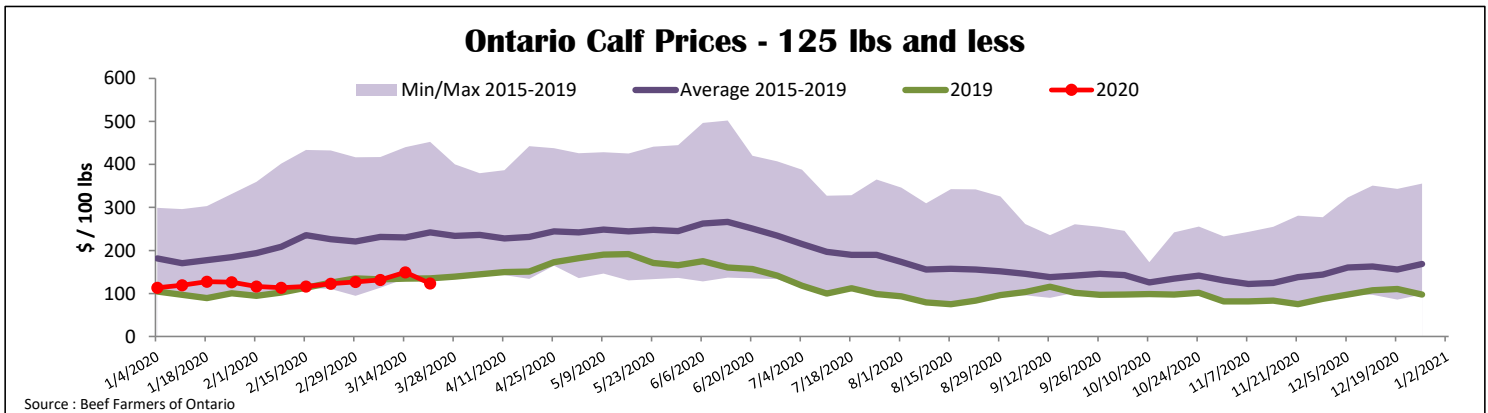
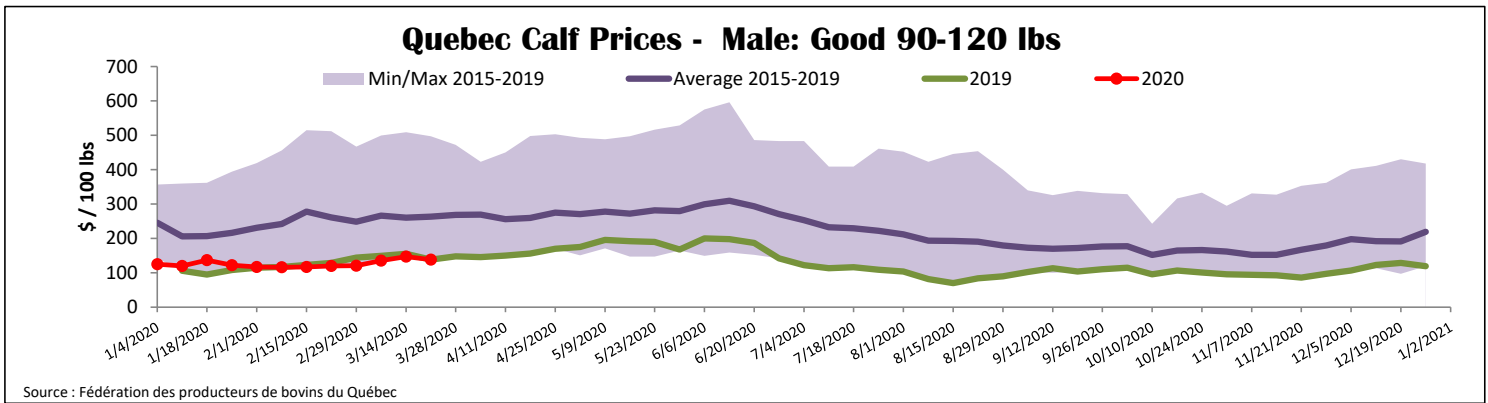
Federally Inspected Slaughter									
	Weekly			Year to date			Carcass Weight lbs (Jan.)		
	2020	2019	% chg	2020	2019	% chg	2020	2019	% chg
Quebec	3 405	3 321	2.5 %	38 731	40 644	-4.7 %	335	340	-1.3 %
Rest of Canada	0	145	-	0	1 965	-	N/A	391	-
Canada	3 405	3 466	-1.8 %	38 731	42 609	-9.1 %	335	342	-2.0 %

Source: Canadian Beef Grading Agency / Source: Canadian Food Inspection Agency (CFIA)

Domestic Exports					Imports				
Total veal (tonnes)	Jan. 1 - Jan. 31, 2020				Total veal (tonnes)	Jan. 1 - March 21, 2020			
	2020	2019	% chg			2020	2019	% chg	
United States	106	288	-63.1 %		242	587	-58.7 %		
United Arab Emirates	19	13	44.6 %		108	49	120.3 %		
Saint Pierre and Miquelon	1	1	14.3 %		60	70	-15.3 %		
Others	0	0			59	58	2.0 %		
Total	126	302	-58.3 %		496	765	-35.1 %		
					EU-28 (Veal total)	86	58	120.3 %	

Source: Statistics Canada / Source: CFIA





United States

Week ending March 14, 2020

Federally Inspected Slaughter				Northeast and North Central U.S. Wholesale Price						
	Weekly			Year to date			February 2020 Wholesale Price			
	2020	2019	% chg	2020	2019	% chg	\$/100 lbs	Simple avg	Min	Max
Milk-fed or nature	4 276	3 659	16.9 %	42 614	39 800	7.1 %	307 Rack, Ribeye	1 950.00	1 950.00	1 950.00
North East & North Central	5 628	6 988	-19.5 %	71 264	87 234	-18.3 %	332 Loin, Trimmed 4x4	610.00	525.00	695.00
Other calves	9 904	10 647	-7.0 %	113 878	127 034	-10.4 %	1336 Leg slice, Retail	900.00	825.00	975.00
Total							1312 Osso Buco, Foreshank	845.00	695.00	995.00
Production							Shoulder Clod, Chuck	600.00	525.00	675.00
Calves (million lbs)	1.3	1.3	0.0 %	14.4	15.5	-7.1 %				
Live weight (lbs)	232	218	6.4 %							
Dressed weight (lbs)	135	127	6.3 %							

Source : USDA

Northeast and North Central

(Veal Carcass, Hot Basis – Paid to Producer (Hide off, 255-315 lbs))

Special fed : milk fed, nature

\$US / 100 lbs	Weighted Average Price	Min	Max
Non-Packer & Packers Owned	305.08	297.00	312.00

Source : USDA

Pennsylvania Vintage Calf Auction

Graded Holstein Bull Calves March 13, 2020

	Weight	Head	\$ / 100 lbs	
			Min	Max
Number 1	- 89 lbs	11	45.00	80.00
	90 - 120 lbs	85	40.00	130.00
	+ 120 lbs	10	60.00	125.00
Beef Cross		9	130.00	215.00
Number 2	- 100 lbs	95	25.00	105.00
	+ 100 lbs	143	50.00	115.00
Number 3	- 100 lbs	240	10.00	70.00
	+ 100 lbs	77	25.00	75.00

* Does not include all head sold

Source : USDA