

### Veal Supply at a Glance - Canada

For week ending March 28, 2020

Quebec Live Auction											
	2020				2019				Volume (YTD)		
	Number (head)	Price (\$ / 100 lbs)			Number (head)	Price (\$ / 100 lbs)			head		
Dairy Calves											
Holstein Male		Average	Min	Max	(head)	Average	Min	Max	2020	2019	% chg
Good 90 -120 lbs	515	121.00	100.00	145.00	610	148.00	125.00	165.00	7 715	7 543	2.3 %
Good 121 - 140 lbs	164	124.00	110.00	145.00	199	146.00	130.00	160.00	2 846	2 756	3.3 %
Average 90 - 140 lbs	466	98.00	60.00	140.00	502	124.00	100.00	145.00	6 239	6 024	3.6 %
Misc. - All weights	220	48.00	25.00	90.00	255	57.00	20.00	100.00	3 013	3 503	-14.0 %
Holstein Female											
Good 90 -120 lbs	55	94.00	50.00	165.00	54	124.00	95.00	150.00	932	586	59.0 %
Other milk breeds (all weights)	67	110.00	50.00	175.00	23	75.00	15.00	137.00	388	314	23.6 %
Crossbreeds dairy-butcher (all weights)	189	225.00	125.00	315.00	392	239.00	125.00	375.00	2 927	4 448	-34.2 %
A2 Grain fed veal calves (hide off)	1 753	250.00	n/a	n/a	1 419	215.00	n/a	n/a	19 016	18 867	0.8 %
596 lbs live / 325-353 lbs hide off											

Ontario Live Auction											
	2020				2019				Volume (YTD)		
	Number (head)	Price (\$ / 100 lbs)			Number (head)	Price (\$ / 100 lbs)			head		
+ 600 lbs	761	121.72	108.93	132.94	906	87.28	70.64	103.69	7 860	9 235	-14.9 %
451 - 600 lbs	35	101.21	83.80	120.34	53	74.61	58.05	93.73	628	592	6.1 %
301 - 450 lbs	35	94.26	73.19	125.85	62	103.51	71.93	149.71	520	469	10.9 %
126 - 300 lbs	94	113.42	73.42	163.63	148	127.78	89.36	221.21	1 611	1 747	-7.8 %
- 125 lbs	712	127.78	79.04	267.49	733	139.36	106.78	253.61	10 256	9 087	12.9 %

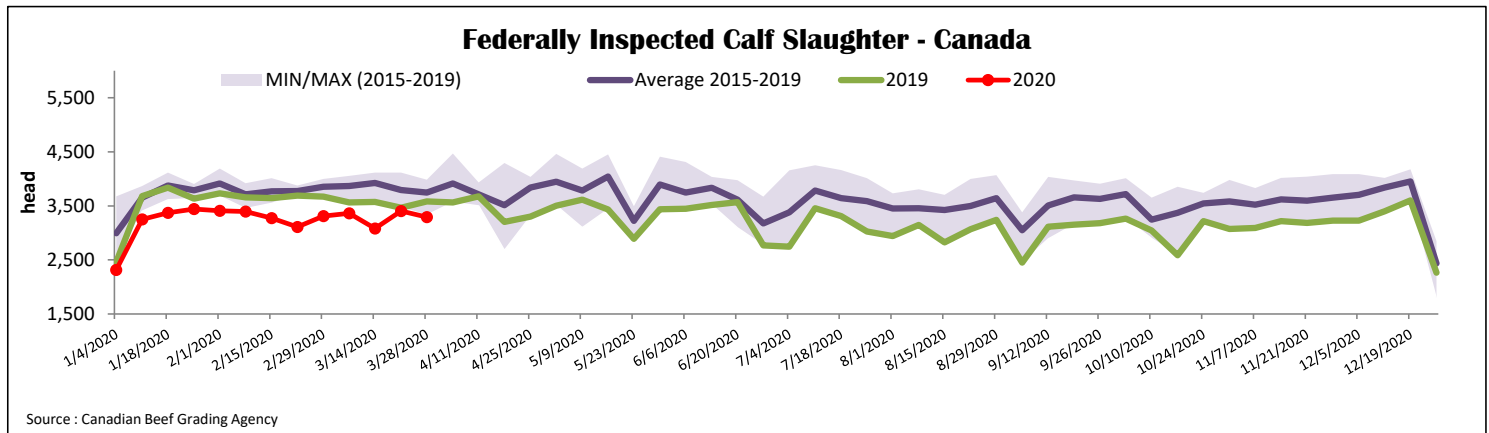
Source: Beef Farmers of Ontario

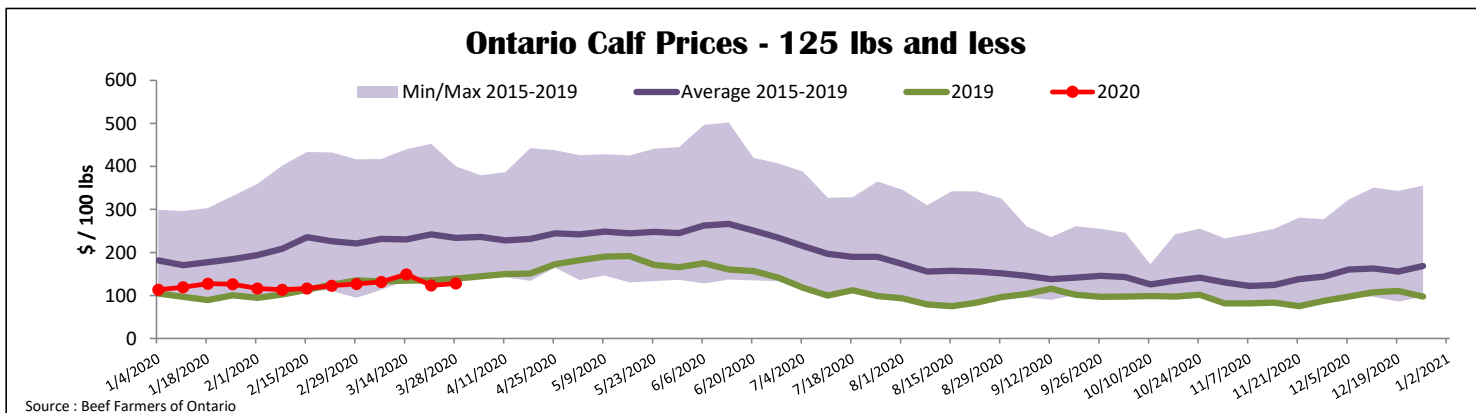
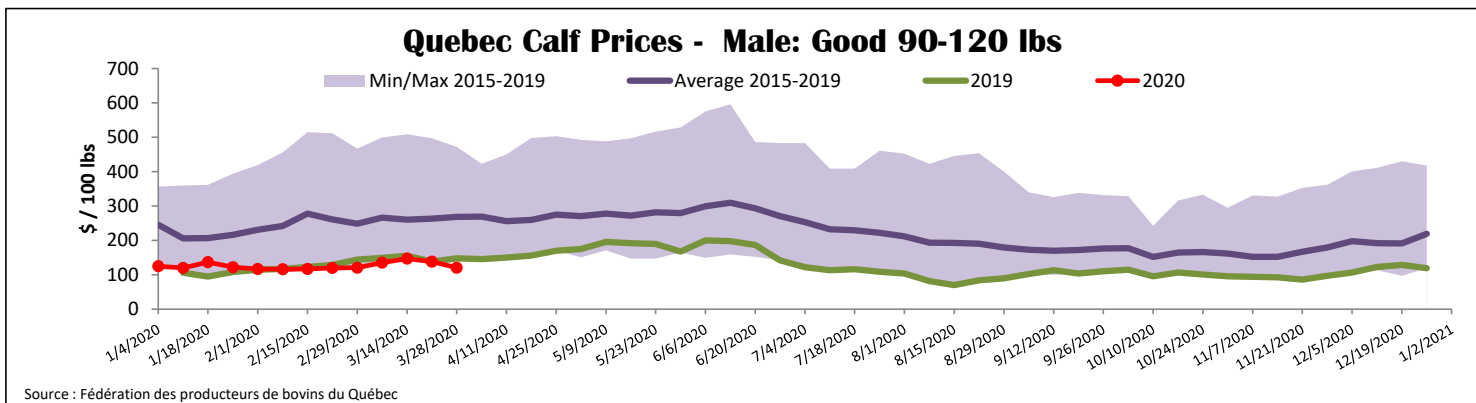
Federally Inspected Slaughter									
	2020			2019			Carcass Weight lbs (Jan.-Feb.)		
	Weekly	% chg		Weekly	% chg		2020	2019	% chg
Quebec	3 291	3 436	-4.2 %	42 022	44 080	-4.7 %	337	338	-0.4 %
Rest of Canada	0	145	-	0	2 110	-	N/A	357	-
<b>Canada</b>	<b>3 291</b>	<b>3 581</b>	<b>-8.1 %</b>	<b>42 022</b>	<b>46 190</b>	<b>-9.0 %</b>	<b>337</b>	<b>339</b>	<b>-0.7 %</b>

Source: Canadian Beef Grading Agency / Source: Canadian Food Inspection Agency (CFIA)

Domestic Exports					Imports				
Total veal (tonnes)	Jan. 1 - Feb. 29, 2020				Total veal (tonnes)	Jan. 1 - March 28, 2020			
	2020	2019	% chg			2020	2019	% chg	
United States	267	510	-47.7 %		244	639	-61.8 %		
United Arab Emirates	32	77	-59.0 %		108	49	120.3 %		
Saint Pierre and Miquelon	2	1	20.9 %		60	104	-42.8 %		
Others	0	0	-		59	71	-16.4 %		
<b>Total</b>	<b>300</b>	<b>589</b>	<b>-49.0 %</b>		<b>498</b>	<b>864</b>	<b>-42.3 %</b>		
					<b>EU-28 (Veal total)</b>	86	71	120.3 %	

Source: Statistics Canada / Source: CFIA





<b>United States</b>											
Week ending March 21, 2020											
<b>Federally Inspected Slaughter</b>					<b>Northeast and North Central U.S. Wholesale Price</b>						
	Weekly			Year to date			February 2020 Wholesale Price				
Milk-fed or nature	<b>2020</b>	<b>2019</b>	<b>% chg</b>	<b>2020</b>	<b>2019</b>	<b>% chg</b>	\$/100 lbs	Simple avg	Min	Max	
North East & North Central	4 229	3 711	14.0 %	46 843	43 511	7.7 %	307 Rack, Ribeye	1 950.00	1 950.00	1 950.00	
Other calves	5 490	6 911	-20.6 %	76 754	94 145	-18.5 %	332 Loin, Trimmed 4x4	610.00	525.00	695.00	
<b>Total</b>	<b>9 719</b>	<b>10 622</b>	<b>-8.5 %</b>	<b>123 597</b>	<b>137 656</b>	<b>-10.2 %</b>	1336 Leg slice, Retail	900.00	825.00	975.00	
Production							1312 Osso Buco, Foreshank	845.00	695.00	995.00	
Calves (million lbs)	1.3	1.4	-7.1 %	15.7	16.9	-7.1 %	Shoulder Clod, Chuck	600.00	525.00	675.00	
Live weight (lbs)	240	220	9.1 %								
Dressed weight (lbs)	140	128	9.4 %								
	Source : USDA						Source : USDA				
<b>Northeast and North Central</b>					<b>Pennsylvania Vintage Calf Auction</b>						
(Veal Carcass, Hot Basis – Paid to Producer (Hide off, 255-315 lbs))					Graded Holstein Bull Calves						
Special fed : milk fed, nature					March 20, 2020						
\$US / 100 lbs	Weighted Average Price			Min	Max	\$/ 100 lbs					
Non-Packer & Packers Owned				305.25	297.00	312.00	Number 1	Weight	Head	Min	Max
							- 89 lbs	19	60.00	85.00	
							90 - 120 lbs	115	65.00	135.00	
							+ 120 lbs	6	67.00	115.00	
							Beef Cross	29	115.00	225.00	
							Number 2	- 100 lbs	111	30.00	110.00
							+ 100 lbs	166	60.00	122.50	
							Number 3	- 100 lbs	216	12.50	95.00
							+ 100 lbs	66	15.00	90.00	
							* Does not include all head sold				
	Source : USDA						Source : USDA				