

Veal Supply at a Glance - Canada

For week ending April 18, 2020

Quebec Live Auction											
	2020				2019				Volume (YTD)		
	Number (head)	Price (\$ / 100 lbs)			Number (head)	Price (\$ / 100 lbs)			head		
Dairy Calves		Average	Min	Max		Average	Min	Max	2020	2019	% chg
Holstein Male											
Good 90 -120 lbs	377	127.00	110.00	145.00	592	156.00	130.00	185.00	9 146	9 481	-3.5 %
Good 121 - 140 lbs	129	126.00	110.00	145.00	212	154.00	140.00	180.00	3 332	3 398	-1.9 %
Average 90 - 140 lbs	348	105.00	70.00	135.00	440	129.00	100.00	160.00	7 289	7 288	0.0 %
Misc. - All weights	150	44.00	30.00	80.00	241	63.00	15.00	130.00	3 506	4 275	-18.0 %
Holstein Female											
Good 90 -120 lbs	43	107.00	70.00	165.00	53	129.00	100.00	160.00	1 071	782	37.0 %
Other milk breeds (all weights)	23	82.00	10.00	127.00	25	85.00	30.00	135.00	457	382	19.6 %
Crossbreeds dairy-butcher (all weights)	144	256.00	140.00	330.00	330	250.00	120.00	400.00	3 433	5 495	-37.5 %
A2 Grain fed veal calves (hide off)	1 519	222.00	n/a	n/a	1 402	215.20	n/a	n/a	23 622	23 321	1.3 %
596 lbs live / 325-353 lbs hide off											

Ontario Live Auction											
	2020				2019				Volume (YTD)		
	Number (head)	Price (\$ / 100 lbs)			Number (head)	Price (\$ / 100 lbs)			head		
		Average	Min	Max		Average	Min	Max	2020	2019	% chg
+ 600 lbs	597	110.22	97.79	120.54	479	89.61	74.90	101.08	9 507	11 365	-16.3 %
451 - 600 lbs	17	113.83	102.79	128.41	32	80.19	64.59	103.31	722	730	-1.1 %
301 - 450 lbs	30	106.82	70.33	141.03	45	135.68	82.53	173.48	601	589	2.0 %
126 - 300 lbs	74	116.34	85.59	201.65	114	150.94	80.27	272.01	1 848	2 085	-11.4 %
- 125 lbs	592	133.34	73.03	281.27	683	150.87	95.25	314.44	12 168	11 238	8.3 %

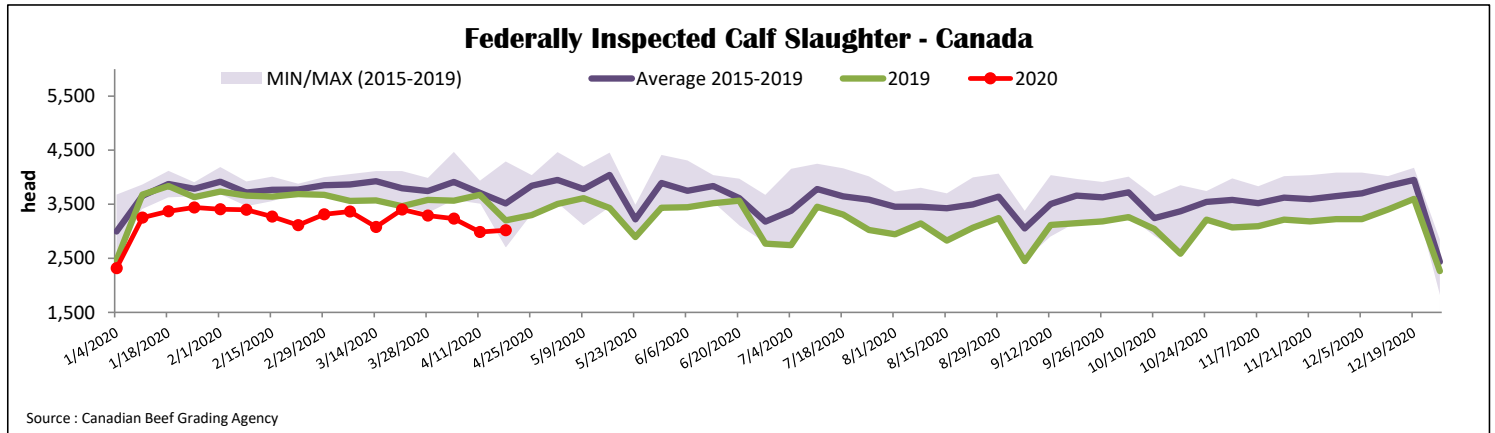
Source: Beef Farmers of Ontario

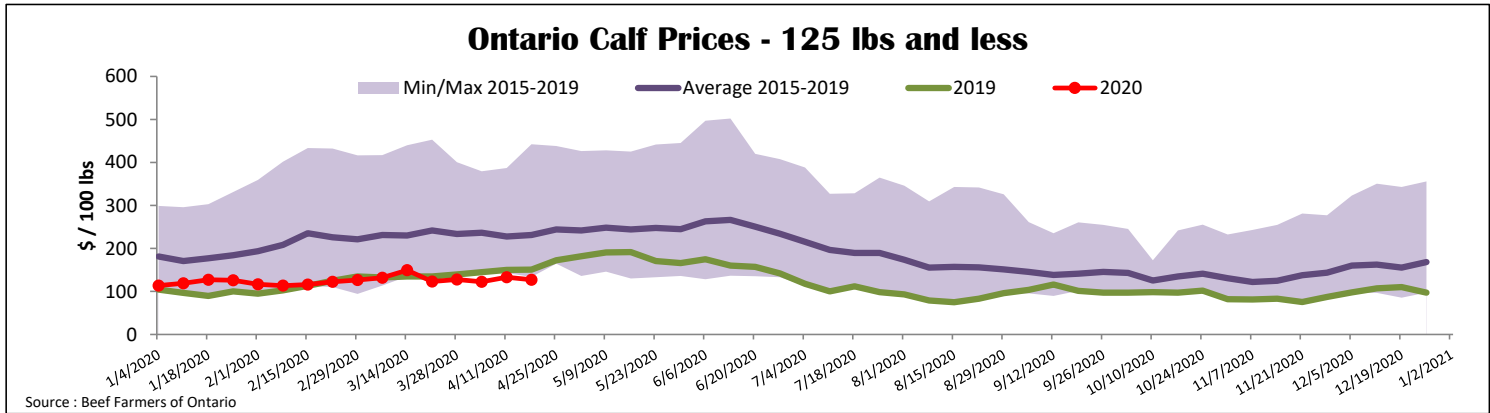
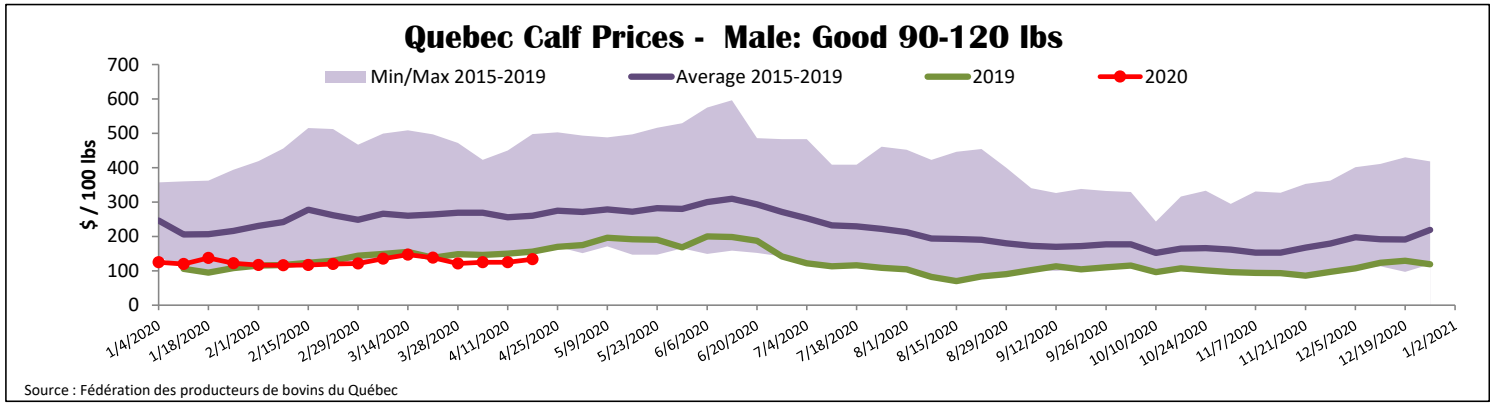
Federally Inspected Slaughter									
	2020			2019			Carcass Weight lbs (Jan.-Feb.)		
	Weekly	% chg		Weekly	% chg		2020	2019	% chg
Quebec	3 019	3 079	-1.9 %	51 263	53 979	-5.0 %	337	338	-0.4 %
Rest of Canada	1	124	-99.2 %	1	2 654	-99.96 %	N/A	357	-
Canada	3 020	3 203	-5.7 %	51 264	56 633	-9.5 %	337	339	-0.7 %

Source: Canadian Beef Grading Agency / Source: Canadian Food Inspection Agency (CFIA)

Domestic Exports					Imports				
	Jan. 1 - Feb. 29, 2020					Jan. 1 - April 18, 2020			
	2020	2019	% chg			2020	2019	% chg	
Total veal (tonnes)					Total veal (tonnes)				
United States	267	510	-47.7 %		United States	283	722	-60.8 %	
United Arab Emirates	32	77	-59.0 %		New Zealand	108	49	120.3 %	
Saint Pierre and Miquelon	2	1	20.9 %		Australia	87	104	-16.5 %	
Others	0	0	-		EU-28				
Netherlands					Netherlands	75	96	-21.7 %	
Others					Others	27	0	-	
Total	300	589	-49.0 %		EU-28 total	102	96	6.0 %	
					Total	580	971	-40.3 %	

Source: Statistics Canada / Source: CFIA





United States										
Week ending April 11, 2020										
Federally Inspected Slaughter					Northeast and North Central U.S. Wholesale Price					
Weekly			Year to date			March 2020 Wholesale Price				
Milk-fed or nature	2020	2019	%	2020	2019	%	\$/100 lbs	Simple avg	Min	Max
North East & North Central*	N/A	3 785	-	N/A	54 070	-	307 Rack, Ribeye	1 950.00	1 950.00	1 950.00
Other calves	N/A	5 804	-	N/A	113 102	-	332 Loin, Trimmed 4x4	610.00	525.00	695.00
Total	7 430	9 589	-22.5 %	147 843	167 172	-11.6 %	1336 Leg slice, Retail	900.00	825.00	975.00
Production							1312 Oso Buco, Fore Shank	845.00	695.00	995.00
Calves (million lbs)	0.9	1.4	-35.7 %	18.7	21.0	-11.0 %	Shoulder Clod, Chuck	600.00	525.00	675.00
Live weight (lbs)	221	244	-9.4 %							
Dressed weight (lbs)	127	143	-11.2 %							
*Was not published this week due to confidentiality of data				Source : USDA			Source : USDA			
*Was not published this week due to confidentiality of data						Pennsylvania Vintage Calf Auction				
(Veal Carcass, Hot Basis – Paid to Producer (Hide off, 255-315 lbs))						Graded Holstein Bull Calves				
Special fed : milk fed, nature						April 11, 2020				
\$US / 100 lbs	Weighted Average Price			Min	Max	\$/ 100 lbs				
						Number 1	Weight	Head	Min	Max
							- 89 lbs	16	55.00	85.00
							90 - 120 lbs	71	45.00	100.00
							+ 120 lbs	3	50.00	80.00
							Beef Cross	15	130.00	220.00
						Number 2	- 100 lbs	33	25.00	90.00
							+ 100 lbs	28	50.00	92.00
						Number 3	- 100 lbs	15	20.00	80.00
							+ 100 lbs	10	27.50	70.00
*Was not published this week due to confidentiality of data						* Does not include all head sold				
Source : USDA						Source : USDA				