

Veal Supply at a Glance - Canada

For week ending May 9, 2020

Quebec Live Auction											
	2020				2019				Volume (YTD)		
	Number (head)	Price (\$ / 100 lbs)			Number (head)	Price (\$ / 100 lbs)			head		
Dairy Calves		Average	Min	Max		Average	Min	Max	2020	2019	% chg
Holstein Male											
Good 90 -120 lbs	539	138.00	115.00	165.00	609	196.00	155.00	225.00	10 632	11 151	-4.7 %
Good 121 - 140 lbs	185	133.00	120.00	160.00	193	188.00	150.00	225.00	3 872	3 896	-0.6 %
Average 90 - 140 lbs	402	117.00	100.00	150.00	441	165.00	120.00	190.00	8 478	8 449	0.3 %
Misc. - All weights	193	72.00	30.00	110.00	312	85.00	20.00	155.00	4 072	5 004	-18.6 %
Holstein Female											
Good 90 -120 lbs	53	120.00	90.00	160.00	66	165.00	130.00	220.00	1 214	958	26.7 %
Other milk breeds (all weights)	25	80.00	48.00	125.00	32	64.00	24.00	125.00	523	459	13.9 %
Crossbreeds dairy-butcher (all weights)	189	273.00	160.00	395.00	376	283.00	70.00	465.00	3 956	6 406	-38.2 %
A2 Grain fed veal calves (hide off)	1 519	222.00	n/a	n/a	1 519	215.10	n/a	n/a	28 252	27 774	1.7 %
596 lbs live / 325-353 lbs hide off											

Ontario Live Auction											
	2020				2019				Volume (YTD)		
	Number (head)	Price (\$ / 100 lbs)			Number (head)	Price (\$ / 100 lbs)			head		
		Average	Min	Max		Average	Min	Max	2020	2019	% chg
+ 600 lbs	657	117.79	105.71	128.56	936	91.78	77.16	104.93	11 599	13 995	-17.1 %
451 - 600 lbs	54	132.23	110.98	153.18	72	93.95	76.45	111.80	890	916	-2.8 %
301 - 450 lbs	38	135.56	91.86	178.38	60	145.87	104.17	174.29	697	740	-5.8 %
126 - 300 lbs	100	140.07	97.92	235.96	105	149.01	108.49	293.11	2 127	2 470	-13.9 %
- 125 lbs	612	144.28	97.20	279.98	736	190.61	133.11	356.62	13 928	13 433	3.7 %

Source: Beef Farmers of Ontario

Federally Inspected Slaughter									
	Weekly			Year to date			Carcass Weight lbs (Jan.-Mar.)		
	2020	2019	% chg	2020	2019	% chg	2020	2019	% chg
Quebec	3 151	3 512	-10.3 %	60 534	64 017	-5.4 %	340	341	-0.3 %
Rest of Canada	0	103	-	1	3 035	-99.97 %	N/A	358	-
Canada	3 151	3 615	-12.8 %	60 535	67 052	-9.7 %	337	339	-0.7 %

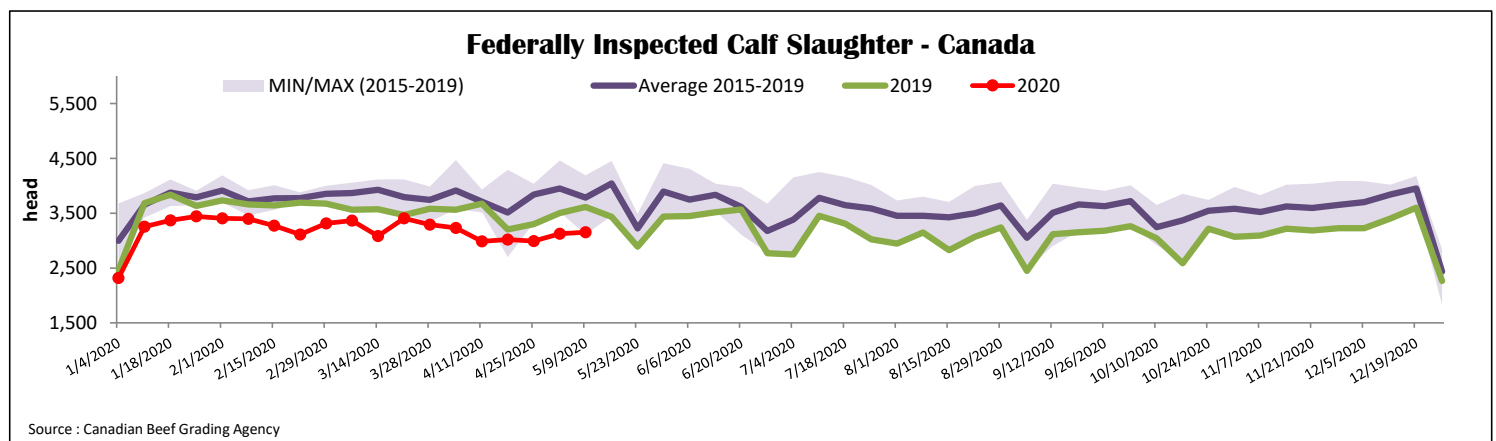
Source: Canadian Beef Grading Agency

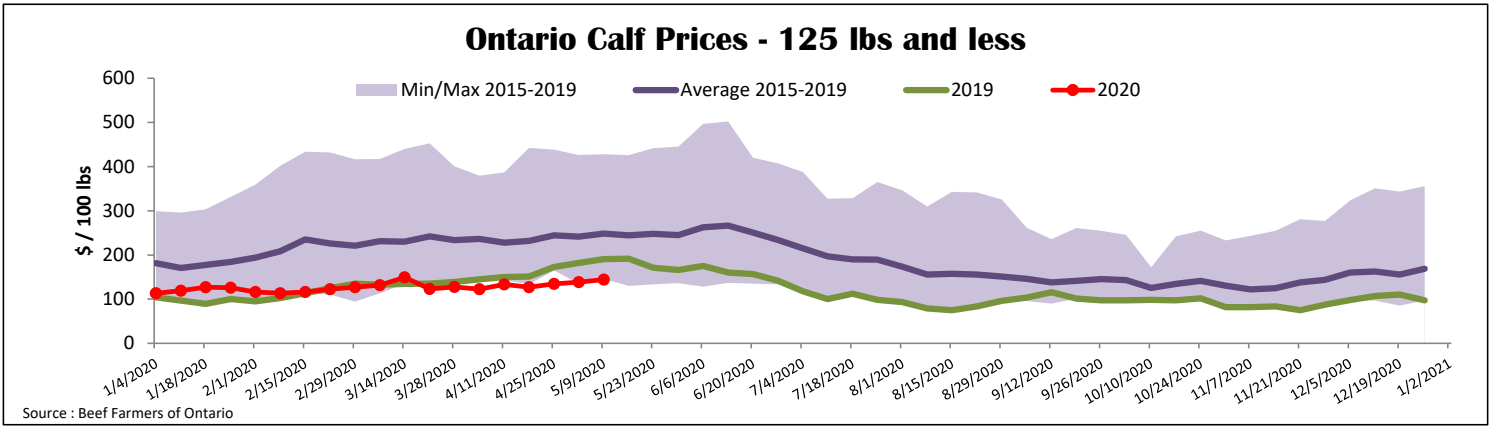
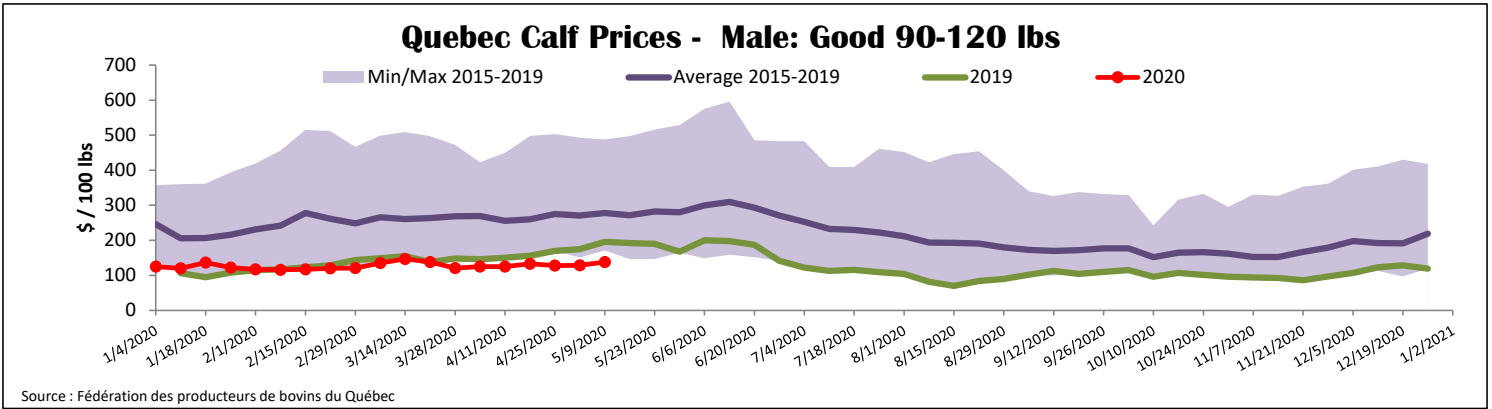
Source: Canadian Food Inspection Agency (CFIA)

Domestic Exports					Imports				
	Jan. 1 - March 31, 2020					Jan. 1 - May 9, 2020			
	2020	2019	% chg			2020	2019	% chg	
Total veal (tonnes)					Total veal (tonnes)				
United States	426	726	-41.2 %		United States	303	737	-58.9 %	
United Arab Emirates	39	93	-58.3 %		New Zealand	108	49	120.3 %	
Saint Pierre and Miquelon	3	3	21.7 %		Australia	103	108	-4.2 %	
Others	0	5	-		EU-28				
Total	468	826	-43.3 %		Netherlands	93	138	-32.9 %	
					Others	27	0	-	
					EU-28 total	119	138	-13.6 %	
					Total	634	1 032	-38.6 %	

Source: Statistics Canada

Source: CFIA





United States

Week ending **May 2, 2020**

	Federally Inspected Slaughter			Year to date		
	2020	2019	% chg	2020	2019	% chg
Milk-fed or nature						
North East & North Central*	3 903	3 892	0.3 %	63 908	64 994	-1.7 %
Other calves	3 712	6 464	-42.6 %	106 455	131 281	-18.9 %
Total	7 615	10 356	-26.5 %	170 363	196 275	-13.2 %
Production						
Calves (million lbs)	1.2	1.5	-20.0 %	22.0	25.1	-12.4 %
Live weight (lbs)	271	242	12.0 %			
Dressed weight (lbs)	159	142	12.0 %			

Source : USDA

Northeast and North Central U.S. Wholesale Price			
April 2020 Wholesale Price			
\$/100 lbs	Simple avg	Min	Max
307 Rack, Ribeye	1 950.00	1 950.00	1 950.00
332 Loin, Trimmed 4x4	610.00	525.00	695.00
1336 Leg slice, Retail	900.00	825.00	975.00
1312 Osso Buco, Foreshank	845.00	695.00	995.00
Shoulder Clod, Chuck	600.00	525.00	675.00

Source : USDA

North East & North Central				
(Veal Carcass, Hot Basis – Paid to Producer (Hide off, 255-315 lbs))				
Special fed : milk fed, nature				
\$US / 100 lbs	Weighted Average Price	Min	Max	
Non-Packer & Packers Owned*	283.45	260.00	300.00	

Source : USDA

Pennsylvania Calf Auction				
Graded Holstein Bull Calves				
May 8, 2020				
	Weight	Head	\$ / 100 lbs	
			Min	Max
Number 1	- 89 lbs	17	65.00	115.00
	90 - 120 lbs	76	80.00	240.00
	+ 120 lbs	3	80.00	90.00
	Beef Cross	20	125.00	290.00
Number 2	- 100 lbs	29	40.00	756.00
	+ 100 lbs	29	70.00	110.00
Number 3	- 100 lbs	30	10.00	85.00
	+ 100 lbs	10	35.00	75.00

* Does not include all head sold

Source : USDA