

Veal Supply at a Glance - Canada

For week ending June 27, 2020

Quebec Live Auction											
Dairy Calves	2020				2019				Volume (YTD)		
	Number (head)	Price (\$ / 100 lbs)			Number (head)	Price (\$ / 100 lbs)			head		
Holstein Male		Average	Min	Max		Average	Min	Max	2020	2019	% chg
Good 90 -120 lbs	405	171.00	160.00	185.00	531	142.00	115.00	180.00	14 689	15 618	-5.9 %
Good 121 - 140 lbs	121	169.00	150.00	185.00	142	140.00	120.00	170.00	5 149	5 284	-2.6 %
Average 90 - 140 lbs	362	146.00	120.00	170.00	490	112.00	80.00	160.00	11 352	11 920	-4.8 %
Misc. - All weights	139	75.00	30.00	120.00	433	46.00	20.00	107.00	5 458	7 515	-27.4 %
Holstein Female											
Good 90 -120 lbs	55	148.00	100.00	200.00	52	78.00	30.00	170.00	1 663	1 409	18.0 %
Other milk breeds (all weights)	15	97.00	66.00	120.00	35	69.00	20.00	120.00	703	669	5.1 %
Crossbreeds dairy-butcher (all weights)	179	252.00	150.00	345.00	434	213.00	110.00	350.00	5 528	9 315	-40.7 %
A2 Grain fed veal calves (hide off)	1 312	222.00	n/a	n/a	1 565	215.00	n/a	n/a	38 471	38 169	0.8 %
596 lbs live / 325-353 lbs hide off											

Ontario Live Auction											
	2020				2019				Volume (YTD)		
	Number (head)	Price (\$ / 100 lbs)			Number (head)	Price (\$ / 100 lbs)			head		
+ 600 lbs	695	120.09	107.13	135.38	810	88.21	78.39	99.45	16 001	19 510	-18.0 %
451 - 600 lbs	26	121.81	101.40	139.21	71	79.47	65.84	91.05	1 166	1 318	-11.5 %
301 - 450 lbs	12	113.66	73.08	153.08	33	95.33	70.56	124.01	896	1 099	-18.5 %
126 - 300 lbs	110	144.18	102.28	221.51	156	137.04	83.29	233.30	3 030	3 367	-10.0 %
- 125 lbs	980	161.46	100.24	305.70	1 055	141.76	82.41	272.15	19 414	19 421	0.0 %

Source: Beef Farmers of Ontario

Federally Inspected Slaughter									
	Weekly			Year to date			Carcass Weight lbs (Jan.-Apr.)		
	2020	2019	% chg	2020	2019	% chg	2020	2019	% chg
Quebec	2 515	2 626	-4.2 %	81 675	86 014	-5.0 %	342	342	0.0 %
Rest of Canada	0	144	-	1	4 102	-99.98 %	449	359	25.1 %
Canada	2 515	2 770	-9.2 %	81 676	90 116	-9.4 %	342	343	-0.3 %

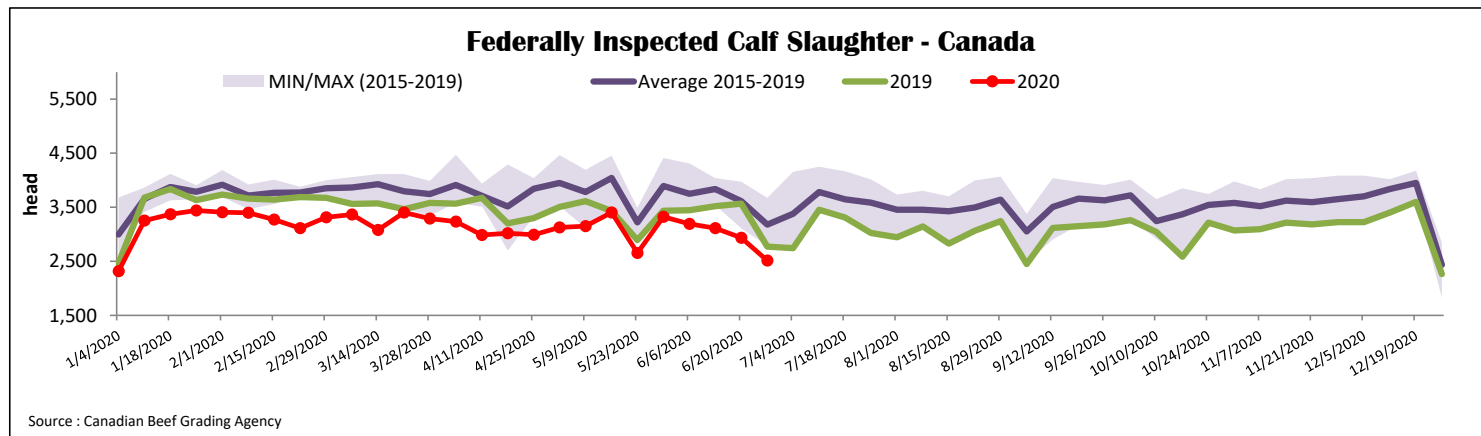
Source: Canadian Beef Grading Agency / Source: Canadian Food Inspection Agency (CFIA)

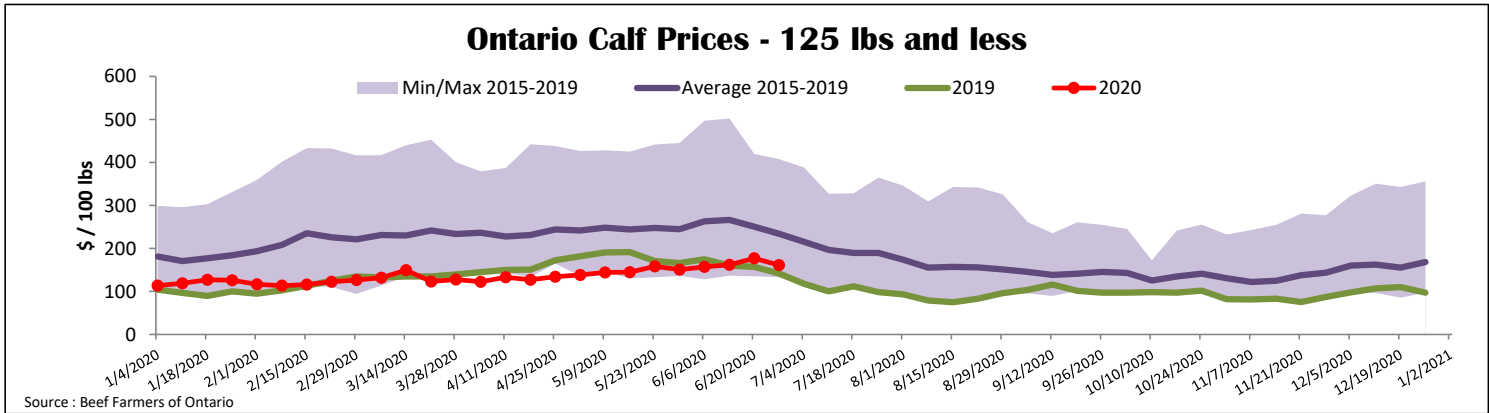
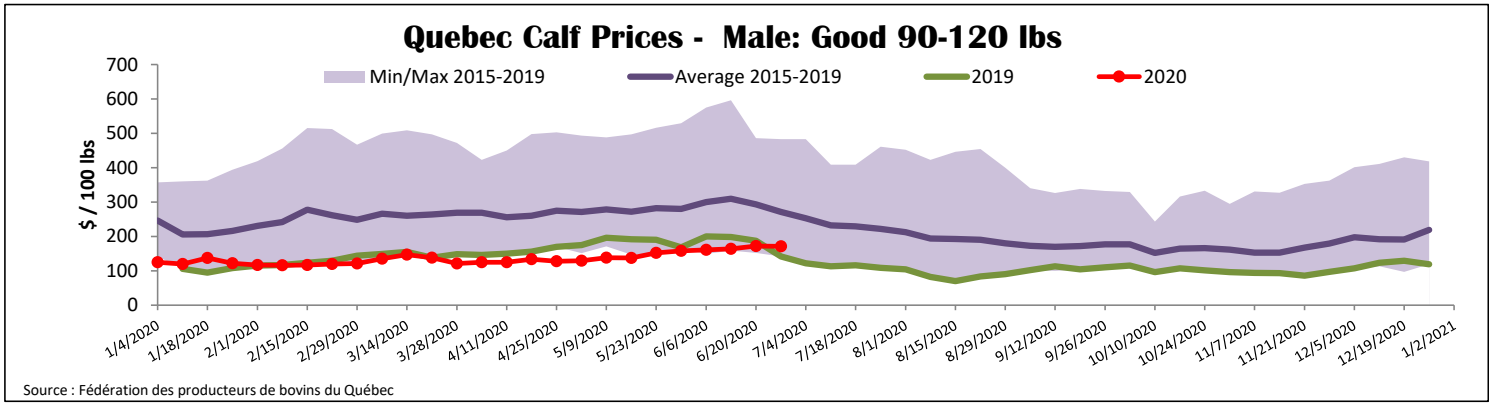
Domestic Exports			
Total veal (tonnes)	Jan. 1 - May 31, 2020		
	2020	2019	% chg
United States	757	1 149	-34.1 %
United Arab Emirates	40	115	-65.2 %
Saint Pierre and Miquelon	5	5	2.1 %
Others	0	5	-
Total	802	1 274	-37.0 %

Source: Statistics Canada

Imports			
Total veal (tonnes)	Jan. 1 - June 27, 2020		
	2020	2019	% chg
United States	389	853	-54.4 %
New Zealand	108	49	-
Australia	105	132	-20.6 %
EU-28			
Netherlands	132	166	-20.8 %
Others	27	1	-
EU-28 total	158	167	-5.2 %
Total	760	1 201	-36.7 %

Source: CFIA





United States										
Week ending June 20, 2020										
Federally Inspected Slaughter					Northeast and North Central U.S. Wholesale Price					
Weekly			Year to date			May 2020 Wholesale Price				
Milk-fed or nature	2020	2019	% chg	2020	2019	% chg	\$/100 lbs	Simple avg	Min	Max
North East & North Central*	4 025	3 480	15.7 %	89 876	89 745	0.1 %	307 Rack, Ribeye	1 950.00	1 950.00	1 950.00
Other calves	4 608	7 349	-37.3 %	133 497	177 618	-24.8 %	332 Loin, Trimmed 4x4	610.00	525.00	695.00
Total	8 633	10 829	-20.3 %	223 373	267 363	-16.5 %	1336 Leg slice, Retail	900.00	825.00	975.00
Production							1312 Osso Buco, Foreshank	845.00	695.00	995.00
Calves (million lbs)	1.3	1.3	0.0 %	30.3	34.4	-11.9 %	Shoulder Clod, Chuck	600.00	525.00	675.00
Live weight (lbs)	259	210	23.3 %							
Dressed weight (lbs)	152	121	25.6 %							
North East & North Central					Pennsylvania Calf Auction					
(Veal Carcass, Hot Basis – Paid to Producer (Hide off, 255-315 lbs))					Graded Holstein Bull Calves					
Special fed : milk fed, nature					June 19, 2020					
\$US / 100 lbs	Weighted Average Price			Min	Max					
	282.51			260.00	300.00					
Non-Packer & Packers Owned*										
						\$/ 100 lbs				
						Number 1	Weight	Head	Min	Max
							- 89 lbs	40	100.00	132.00
							90 - 120 lbs	153	87.50	220.00
							+ 120 lbs	8	110.00	122.00
							Beef Cross	43	150.00	255.00
						Number 2	- 100 lbs	78	65.00	140.00
							+ 100 lbs	83	80.00	140.00
						Number 3	- 100 lbs	77	20.00	127.00
							+ 100 lbs	38	15.00	110.00
						* Does not include all head sold				

Source : USDA