

Veal Supply at a Glance - Canada

For week ending July 4, 2020

Quebec Live Auction											
	2020				2019				Volume (YTD)		
	Number (head)	Price (\$ / 100 lbs)			Number (head)	Price (\$ / 100 lbs)			head		
Dairy Calves											
Holstein Male		Average	Min	Max		Average	Min	Max	2020	2019	% chg
Good 90 -120 lbs	712	161.00	145.00	180.00	712	122.00	100.00	145.00	15 401	16 330	-5.7 %
Good 121 - 140 lbs	237	160.00	140.00	180.00	209	119.00	100.00	145.00	5 386	5 493	-1.9 %
Average 90 - 140 lbs	611	132.00	100.00	160.00	452	88.00	60.00	120.00	11 963	12 372	-3.3 %
Misc. - All weights	329	63.00	20.00	115.00	446	37.00	20.00	60.00	5 787	7 961	-27.3 %
Holstein Female											
Good 90 -120 lbs	107	134.00	90.00	245.00	80	76.00	30.00	160.00	1 770	1 489	18.9 %
Other milk breeds (all weights)	31	94.00	50.00	148.00	31	57.00	30.00	90.00	734	700	4.9 %
Crossbreeds dairy-butcher (all weights)	344	261.00	140.00	360.00	460	213.00	75.00	340.00	5 872	9 775	-39.9 %
A2 Grain fed veal calves (hide off)	1 231	222.00	n/a	n/a	1 494	215.00	n/a	n/a	39 702	39 663	0.1 %
596 lbs live / 325-353 lbs hide off											

Ontario Live Auction											
	2020				2019				Volume (YTD)		
	Number (head)	Price (\$ / 100 lbs)			Number (head)	Price (\$ / 100 lbs)			head		
+ 600 lbs	619	120.01	105.07	135.88	594	90.72	79.90	104.10	16 620	20 104	-17.3 %
451 - 600 lbs	29	112.98	91.76	128.24	26	87.33	67.71	100.94	1 195	1 344	-11.1 %
301 - 450 lbs	35	173.67	111.77	224.20	22	89.56	74.00	108.88	931	1 121	-16.9 %
126 - 300 lbs	119	148.84	103.17	240.84	90	114.31	67.56	240.52	3 149	3 457	-8.9 %
- 125 lbs	827	157.60	98.56	295.15	867	117.83	58.03	274.38	20 241	20 288	-0.2 %

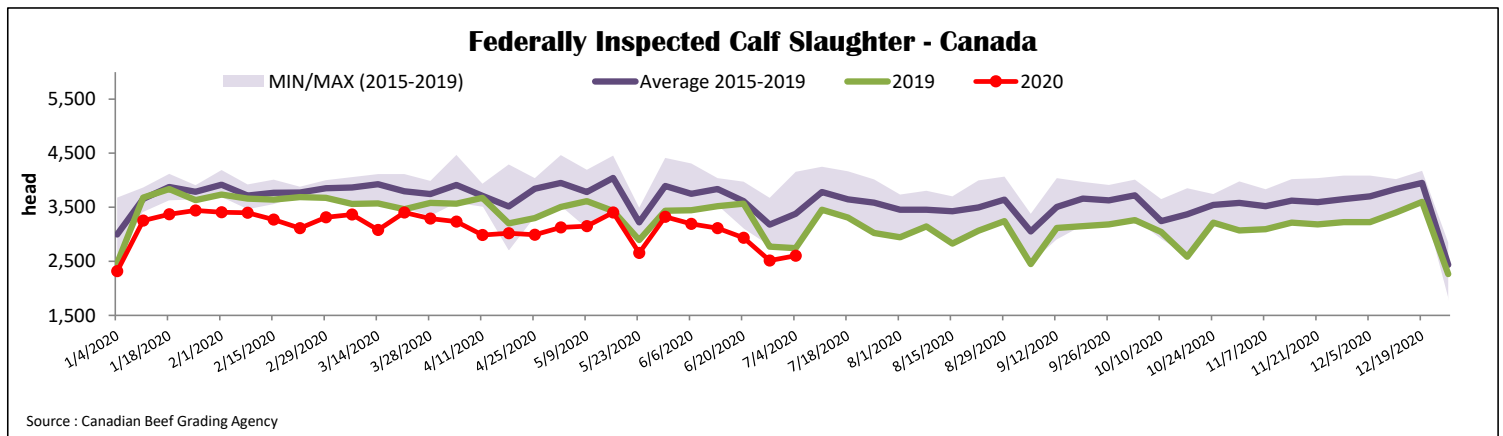
Source: Beef Farmers of Ontario

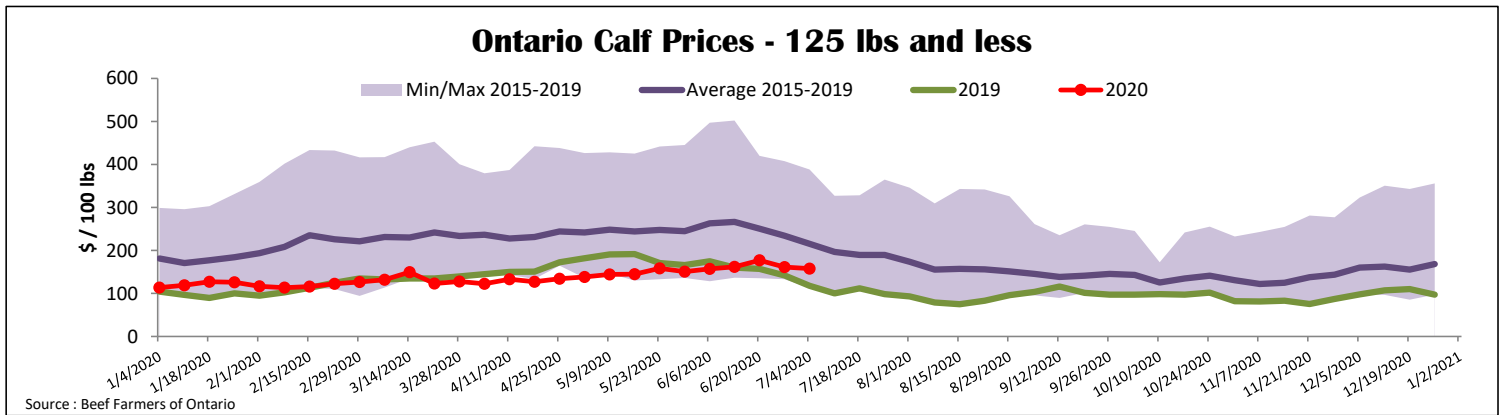
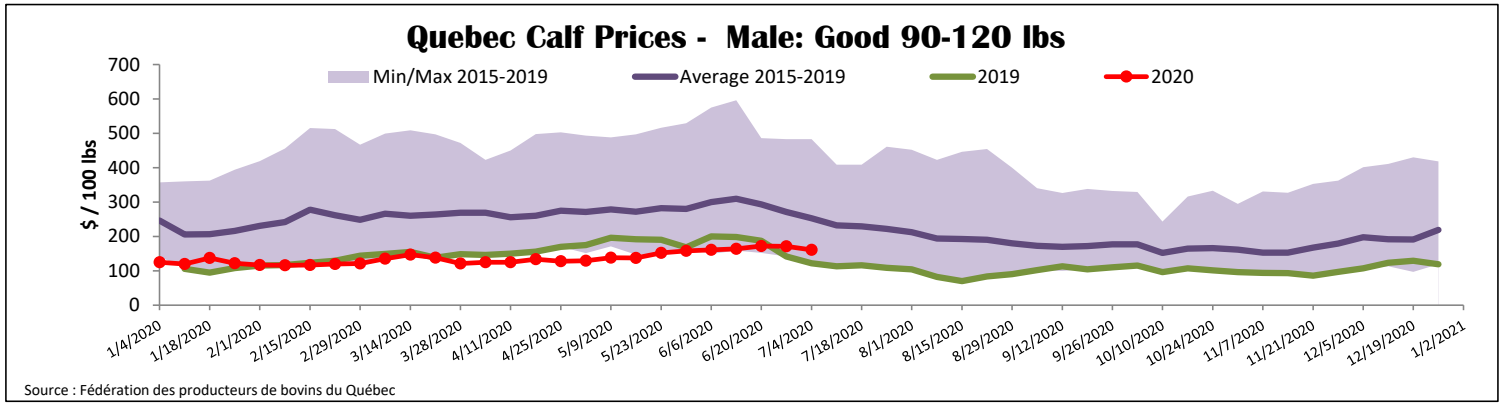
Federally Inspected Slaughter									
	Weekly			Year to date			Carcass Weight lbs (Jan.-Apr.)		
	2020	2019	% chg	2020	2019	% chg	2020	2019	% chg
Quebec	2 603	2 589	0.5 %	84 278	88 603	-4.9 %	342	342	0.0 %
Rest of Canada	0	156	-	1	4 258	-99.98 %	449	359	25.1 %
Canada	2 603	2 745	-5.2 %	84 279	92 861	-9.2 %	342	343	-0.3 %

Source: Canadian Beef Grading Agency / Source: Canadian Food Inspection Agency (CFIA)

Domestic Exports					Imports				
Jan. 1 - May 31, 2020					Jan. 1 - July 4, 2020				
Total veal (tonnes)	2020	2019	% chg		Total veal (tonnes)	2020	2019	% chg	
United States	757	1 149	-34.1 %		United States	391	859	-54.5 %	
United Arab Emirates	40	115	-65.2 %		New Zealand	108	49	-	
Saint Pierre and Miquelon	5	5	2.1 %		Australia	105	132	-20.6 %	
Others	0	5	-		EU-28				
Total	802	1 274	-37.0 %		Netherlands	149	182	-18.2 %	
					Others	27	1	-	
					EU-28 total	176	183	-3.9 %	
					Total	780	1 223	-36.2 %	

Source: Statistics Canada / Source: CFIA





United States											
Week ending June 27, 2020											
Federally Inspected Slaughter					Northeast and North Central U.S. Wholesale Price						
Weekly			Year to date			May 2020 Wholesale Price					
Milk-fed or nature	2020	2019	% chg	2020	2019	% chg	\$/100 lbs	Simple avg	Min	Max	
North East & North Central*	3 793	3 837	-1.1 %	93 669	93 582	0.1 %	307 Rack, Ribeye	1 950.00	1 950.00	1 950.00	
Other calves	5 020	7 807	-35.7 %	138 517	185 425	-25.3 %	332 Loin, Trimmed 4x4	610.00	525.00	695.00	
Total	8 813	11 644	-24.3 %	232 186	279 007	-16.8 %	1336 Leg slice, Retail	900.00	825.00	975.00	
Production							1312 Osso Buco, Fore Shank	845.00	695.00	995.00	
Calves (million lbs)	1.3	1.5	-13.3 %	31.6	35.9	-12.0 %	Shoulder Clod, Chuck	600.00	525.00	675.00	
Live weight (lbs)	253	218	16.1 %								
Dressed weight (lbs)	148	127	16.5 %								
North East & North Central					Pennsylvania Calf Auction						
(Veal Carcass, Hot Basis – Paid to Producer (Hide off, 255-315 lbs))					Graded Holstein Bull Calves						
Special fed : milk fed, nature					June 26, 2020						
\$US / 100 lbs				Weighted Average Price	Min	Max	Weight	Head	\$/ 100 lbs		
									Min	Max	
Non-Packer & Packers Owned*				283.63	260.00	300.00	Number 1	- 89 lbs	21	75.00	125.00
								90 - 120 lbs	130	80.00	140.00
								+ 120 lbs	4	100.00	140.00
								Beef Cross	18	120.00	240.00
							Number 2	- 100 lbs	73	30.00	130.00
								+ 100 lbs	66	70.00	130.00
							Number 3	- 100 lbs	84	15.00	125.00
								+ 100 lbs	49	15.00	100.00
					* Does not include all head sold						
Source : USDA					Source : USDA						