

Veal Supply at a Glance - Canada

For week ending July 25, 2020

Quebec Live Auction											
	2020				2019				Volume (YTD)		
	Number (head)	Price (\$ / 100 lbs)			Number (head)	Price (\$ / 100 lbs)			head		
Dairy Calves		Average	Min	Max		Average	Min	Max	2020	2019	% chg
Holstein Male											
Good 90 - 120 lbs	297	118.00	70.00	140.00	499	109.00	75.00	130.00	16 989	18 364	-7.5 %
Good 121 - 140 lbs	78	128.00	80.00	230.00	123	111.00	70.00	150.00	5 835	6 015	-3.0 %
Average 90 - 140 lbs	262	84.00	50.00	110.00	383	75.00	30.00	115.00	13 230	13 800	-4.1 %
Misc. - All weights	59	37.00	20.00	60.00	104	35.00	20.00	60.00	6 538	8 820	-25.9 %
Holstein Female											
Good 90 - 120 lbs	60	89.00	40.00	170.00	57	64.00	30.00	180.00	1 986	1 696	17.1 %
Other milk breeds (all weights)	2	60.00	55.00	65.00	11	50.00	20.00	90.00	807	781	3.3 %
Crossbreeds dairy-butcher (all weights)	134	187.00	110.00	350.00	275	230.00	50.00	370.00	6 607	11 009	-40.0 %
A2 Grain fed veal calves (hide off)	1 418	230.10	n/a	n/a	1 250	215.10	n/a	n/a	44 150	43 694	1.0 %
596 lbs live / 325-353 lbs hide off											

Ontario Live Auction											
	2020				2019				Volume (YTD)		
	Number (head)	Price (\$ / 100 lbs)			Number (head)	Price (\$ / 100 lbs)			head		
		Average	Min	Max		Average	Min	Max	2020	2019	% chg
+ 600 lbs	713	127.19	109.17	144.10	639	94.05	81.97	107.59	18 538	22 293	-16.8 %
451 - 600 lbs	60	94.12	78.80	111.27	45	82.21	67.53	96.09	1 344	1 488	-9.7 %
301 - 450 lbs	35	140.97	113.81	154.83	20	128.88	103.35	159.80	1 025	1 191	-13.9 %
126 - 300 lbs	126	108.99	66.53	220.59	129	99.23	63.38	194.60	3 546	3 841	-7.7 %
- 125 lbs	959	124.70	65.85	278.98	1 052	98.51	52.35	232.79	22 985	23 423	-1.9 %

Source: Beef Farmers of Ontario

Federally Inspected Slaughter										
	Weekly			Year to date			Carcass Weight lbs (Jan.-June.)			
	2020	2019	% chg	2020	2019	% chg	2020	2019	% chg	
Quebec	2 633	2 862	-8.0 %	92 686	97 903	-5.3 %	345	338	2.0 %	
Rest of Canada	0	163	-	1	4 746	-99.98 %	449	365	22.8 %	
Canada	2 633	3 025	-13.0 %	92 687	102 649	-9.7 %	345	339	1.7 %	

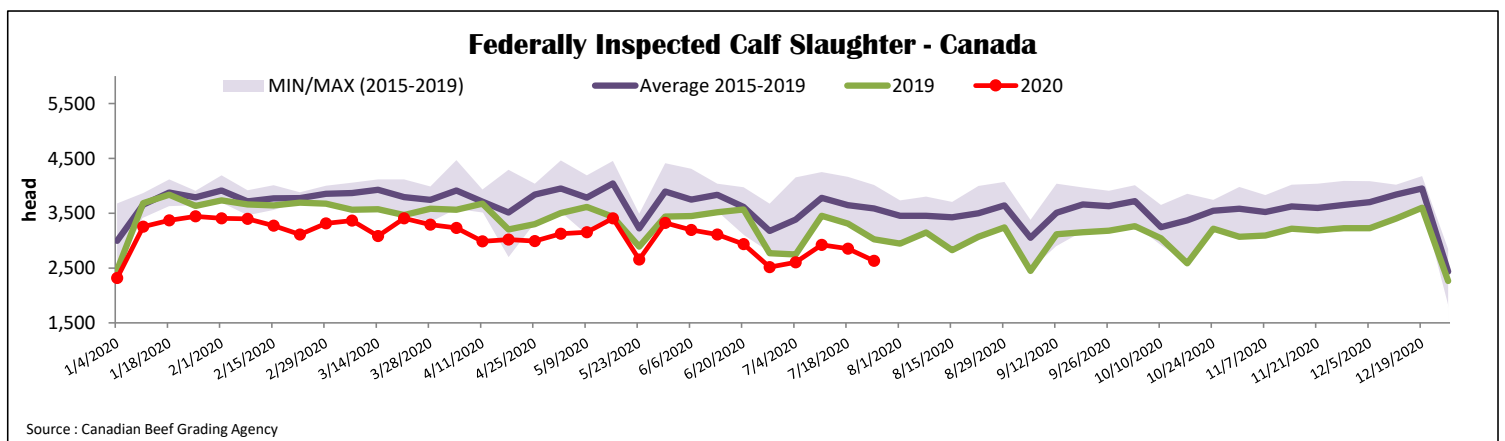
Source: Canadian Beef Grading Agency

Source: Canadian Food Inspection Agency (CFIA)

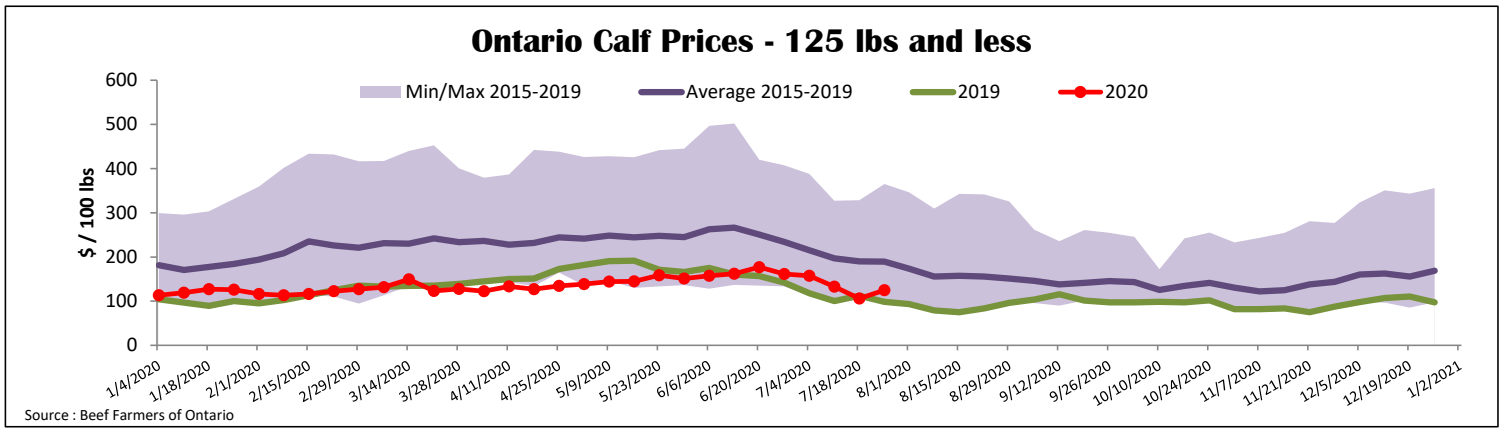
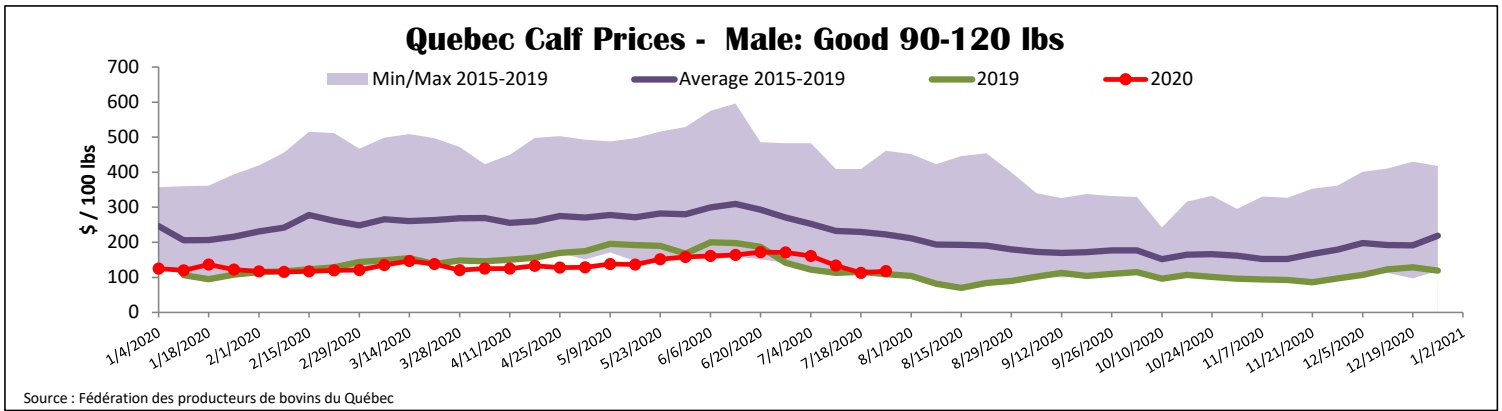
Domestic Exports					Imports				
Total veal (tonnes)	Jan. 1 - May 31, 2020				Total veal (tonnes)	Jan. 1 - July 25, 2020			
	2020	2019	% chg			2020	2019	% chg	
United States	757	1 149	-34.1 %		440	925	-52.5 %		
United Arab Emirates	40	115	-65.2 %		108	49	-		
Saint Pierre and Miquelon	5	5	2.1 %		105	146	-28.5 %		
Others	0	5	-		EU-27				
Total	802	1 274	-37.0 %		Netherlands	151	213	-28.9 %	
					Others	38	1	-	
					EU-27 total	189	213	-11.3 %	
					Total	842	1 334	-36.9 %	

Source: Statistics Canada

Source: CFIA



Source: Canadian Beef Grading Agency



United States

Week ending July 18, 2020

Federally Inspected Slaughter				Year to date				Northeast and North Central U.S. Wholesale Price					
								June 2020 Wholesale Price					
		Weekly											
	2020	2019	% chg	2020	2019	% chg	\$/100 lbs	Simple avg	Min	Max			
Milk-fed or nature													
North East & North Central*	3 519	3 517	0.1 %	103 796	103 703	0.1 %	307 Rack, Ribeye	1 950.00	1 950.00	1 950.00			
Other calves	5 410	7 830	-30.9 %	153 712	209 726	-26.7 %	332 Loin, Trimmed 4x4	610.00	525.00	695.00			
Total	8 929	11 347	-21.3 %	257 508	313 429	-17.8 %	1336 Leg slice, Retail	900.00	825.00	975.00			
Production							1312 Osso Buco, Foreshank	845.00	695.00	995.00			
Calves (million lbs)	1.2	1.3	-7.7 %	35.1	39.9	-12.0 %	Shoulder Clod, Chuck	600.00	525.00	675.00			
Live weight (lbs)	243	203	19.7 %										
Dressed weight (lbs)	140	116	20.7 %										

Source : USDA

North East & North Central					Pennsylvania Calf Auction					
(Veal Carcass, Hot Basis – Paid to Producer (Hide off, 255-315 lbs))					Graded Holstein Bull Calves					
					July 17, 2020					
Special fed : milk fed, nature										
								\$/ 100 lbs		
	Weighted Average Price	Min	Max		Weight	Head	Min	Max		
\$US / 100 lbs					Number 1	- 89 lbs	11	60.00	110.00	
						90 - 120 lbs	133	65.00	135.00	
						+ 120 lbs	8	90.00	125.00	
						Beef Cross	28	120.00	290.00	
					Number 2	- 100 lbs	95	35.00	110.00	
						+ 100 lbs	96	50.00	125.00	
					Number 3	- 100 lbs	193	10.00	92.00	
						+ 100 lbs	49	30.00	80.00	
					* Does not include all head sold					

Source : USDA