

Veal Supply at a Glance - Canada

For week ending August 1, 2020

Quebec Live Auction											
	2020				2019				Volume (YTD)		
	Number (head)	Average Price (\$ / 100 lbs)	Min	Max	Number (head)	Average Price (\$ / 100 lbs)	Min	Max	2020 head	2019 head	% chg
Dairy Calves											
Holstein Male											
Good 90 -120 lbs	727	99.00	70.00	125.00	584	104.00	90.00	125.00	17 716	18 948	-6.5 %
Good 121 - 140 lbs	253	105.00	85.00	125.00	171	106.00	90.00	120.00	6 088	6 186	-1.6 %
Average 90 - 140 lbs	607	72.00	30.00	105.00	458	72.00	40.00	100.00	13 837	14 258	-3.0 %
Misc. - All weights	343	38.00	20.00	70.00	258	35.00	20.00	60.00	6 881	9 078	-24.2 %
Holstein Female											
Good 90 -120 lbs	85	71.00	30.00	130.00	75	59.00	25.00	120.00	2 071	1 771	16.9 %
Other milk breeds (all weights)	73	61.00	10.00	155.00	20	53.00	20.00	100.00	880	801	9.9 %
Crossbreeds dairy-butcher (all weights)	356	177.00	80.00	290.00	416	216.00	100.00	330.00	6 963	11 425	-39.1 %
A2 Grain fed veal calves (hide off)	1 253	230.00	n/a	n/a	1 275	215.10	n/a	n/a	45 403	44 969	1.0 %
596 lbs live / 325-353 lbs hide off											

Ontario Live Auction											
	2020				2019				Volume (YTD)		
	Number (head)	Average Price (\$ / 100 lbs)	Min	Max	Number (head)	Average Price (\$ / 100 lbs)	Min	Max	2020 head	2019 head	% chg
+ 600 lbs	838	116.85	97.10	136.83	756	96.64	83.78	108.35	19 376	23 049	-15.9 %
451 - 600 lbs	42	104.77	87.74	118.97	66	85.84	75.56	92.98	1 386	1 554	-10.8 %
301 - 450 lbs	27	190.42	152.48	211.25	19	139.91	122.89	158.10	1 052	1 210	-13.1 %
126 - 300 lbs	95	108.02	66.24	196.68	120	113.52	64.85	200.01	3 641	3 961	-8.1 %
- 125 lbs	862	100.07	65.34	197.92	1 020	93.40	46.16	209.35	23 847	24 443	-2.4 %

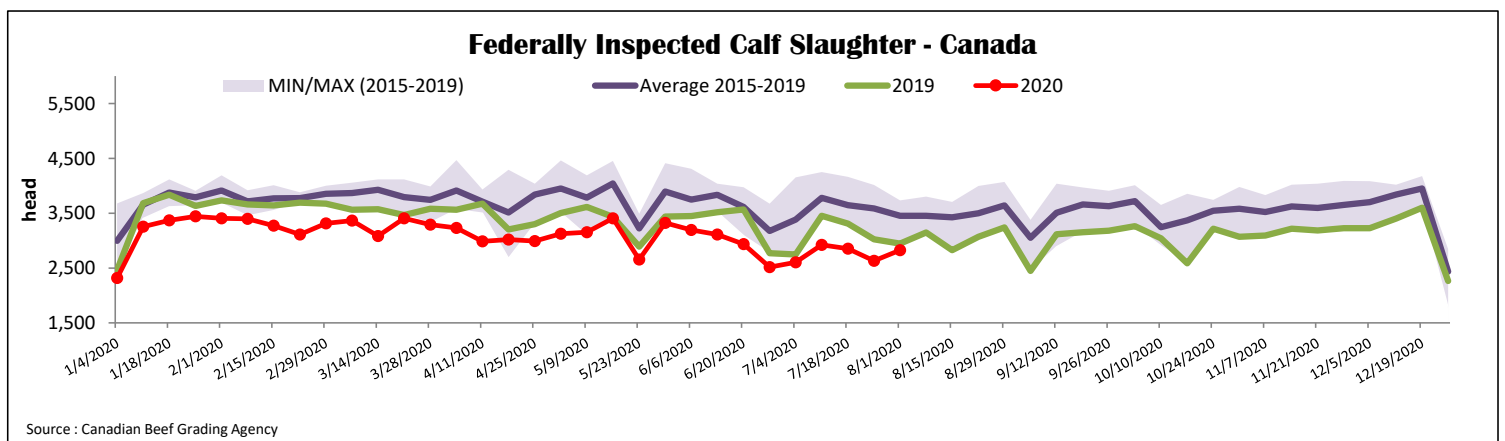
Source: Beef Farmers of Ontario

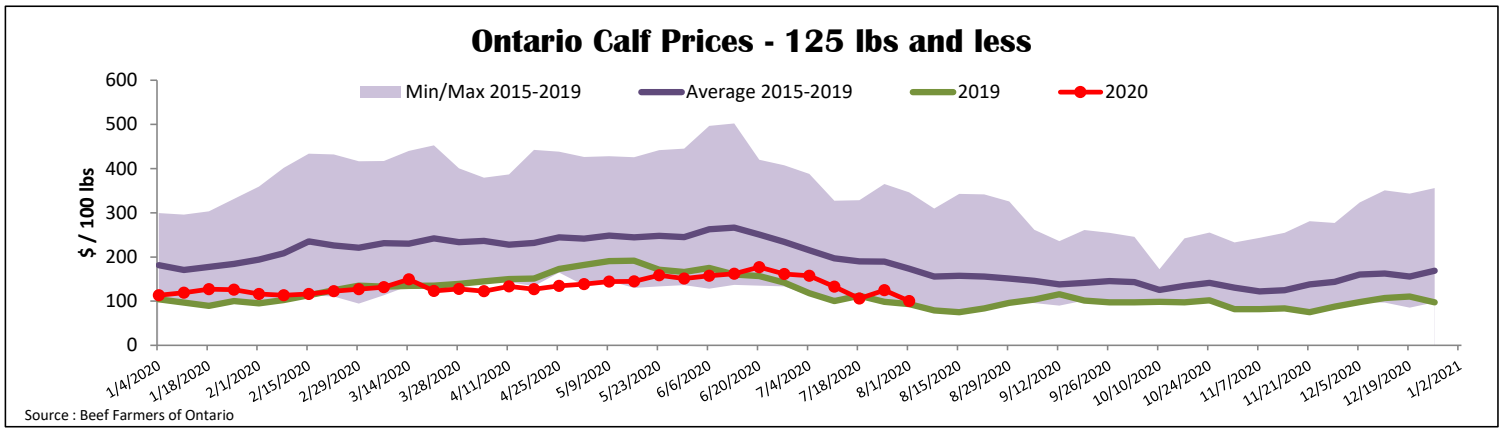
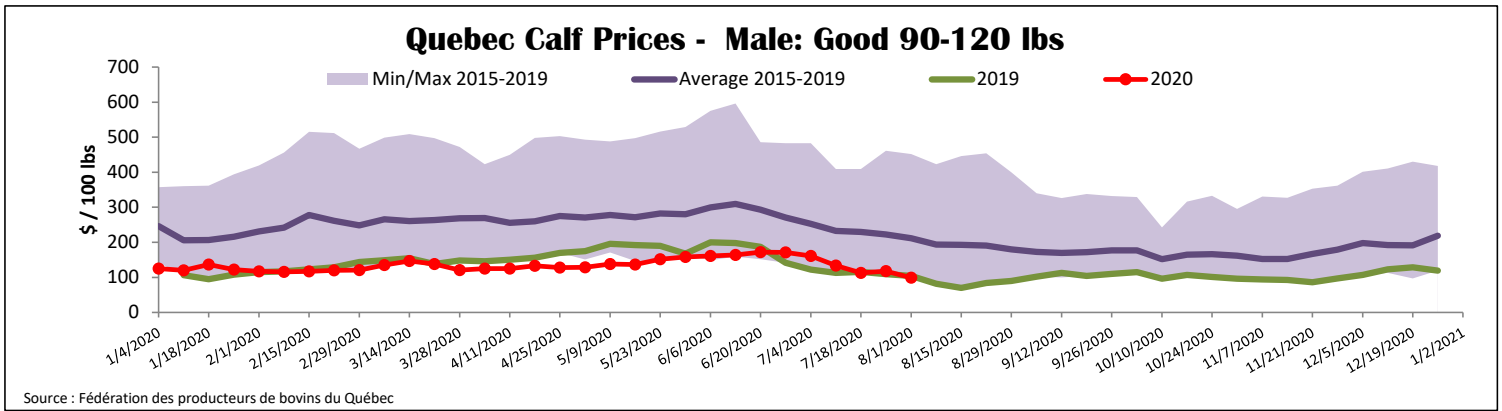
Federally Inspected Slaughter											
	Weekly			Year to date			Carcass Weight lbs (Jan.-June.)				
	2020	2019	% chg	2020	2019	% chg	2020	2019	% chg		
Quebec	2 824	2 781	1.5 %	95 510	100 684	-5.1 %	345	338	2.0 %		
Rest of Canada	0	162	-	1	4 908	-99.98 %	449	365	22.8 %		
Canada	2 824	2 943	-4.0 %	95 511	105 592	-9.5 %	345	339	1.7 %		

Source: Canadian Beef Grading Agency / Source: Canadian Food Inspection Agency (CFIA)

Domestic Exports					Imports				
Total veal (tonnes)	Jan. 1 - June 30, 2020				Total veal (tonnes)	Jan. 1 - Aug. 1, 2020			
	2020	2019	% chg		2020	2019	% chg		
United States	956	1 319	-27.6 %	United States	460	929	-50.5 %		
United Arab Emirates	46	126	-63.3 %	New Zealand	108	49	-		
Saint Pierre and Miquelon	5	6	-14.1 %	Australia	105	146	-28.5 %		
Others	0	5	-	EU-27					
Total	1 007	1 456	-30.9 %	Netherlands	151	215	-29.6 %		
				Others	38	23	-		
				EU-27 total	189	238	-20.6 %		
				Total	862	1 363	-36.8 %		

Source: Statistics Canada / Source: CFIA





United States

Week ending July 25, 2020

Federally Inspected Slaughter				Year to date				Northeast and North Central U.S. Wholesale Price			
		Weekly						June 2020 Wholesale Price			
	2020	2019	% chg	2020	2019	% chg	\$/100 lbs	Simple avg	Min	Max	
Milk-fed or nature											
North East & North Central*	3 762	3 727	0.9 %	107 558	107 430	0.1 %	307 Rack, Ribeye	1 950.00	1 950.00	1 950.00	
Other calves	5 336	8 451	-36.9 %	159 048	218 177	-27.1 %	332 Loin, Trimmed 4x4	610.00	525.00	695.00	
Total	9 098	12 178	-25.3 %	266 606	325 607	-18.1 %	1336 Leg slice, Retail	900.00	825.00	975.00	
Production							1312 Osso Buco, Fore Shank	845.00	695.00	995.00	
Calves (million lbs)	1.3	1.4	-7.1 %	36.4	41.3	-11.9 %	Shoulder Clod, Chuck	600.00	525.00	675.00	
Live weight (lbs)	244	196	24.5 %								
Dressed weight (lbs)	142	113	25.7 %								

Source : USDA

North East & North Central					Pennsylvania Calf Auction					
(Veal Carcass, Hot Basis – Paid to Producer (Hide off, 255-315 lbs))					Graded Holstein Bull Calves					
					July 24, 2020					
Special fed : milk fed, nature										
\$US / 100 lbs	Weighted Average Price			Min	Max	\$/ 100 lbs				
						Weight	Head	Min	Max	
Non-Packer & Packers Owned*			281.46	260.00	300.00	Number 1	- 89 lbs	12	55.00	95.00
							90 - 120 lbs	201	50.00	140.00
							+ 120 lbs	11	75.00	100.00
							Beef Cross	55	140.00	280.00
						Number 2	- 100 lbs	124	37.00	110.00
							+ 100 lbs	110	55.00	200.00
						Number 3	- 100 lbs	215	10.00	85.00
							+ 100 lbs	49	25.00	70.00

* Does not include all head sold

Source : USDA