



Veal Supply at a Glance - Canada

For week ending March 15, 2014

Quebec Live Auction											
Dairy Calves	Number (head)	2014 Price (\$ / 100 lbs)			Number (head)	2013 Price (\$ / 100 lbs)			Volume (YTD) head		
		Average	Min	Max		Average	Min	Max	2014	2013	% chg
Male											
Good 90 -120 lbs	931	259.00	230.00	285.00	894	169.00	140.00	190.00	9 706	9 717	-0.1 %
Good 121 - 140 lbs	180	264.00	225.00	300.00	195	171.00	138.00	190.00	2 176	2 523	-13.8 %
Average 90 - 140 lbs	511	207.00	130.00	255.00	357	133.00	95.00	170.00	4 903	4 199	16.8 %
Misc. - All weights	356	79.00	15.00	175.00	335	52.00	6.00	105.00	3 790	3 654	3.7 %
Female											
Good 90 -120 lbs	96	236.00	195.00	300.00	87	154.00	125.00	180.00	974	926	5.2 %
A2 Grain fed veal calves (hide off) 596 lbs live - (325-353 lbs hide off)	1304	222.10	n/a	n/a	1398	205.40	n/a	n/a	14 525	15 460	-6.0 %

Source: Fédération des producteurs de bovins du Québec

Ontario Live Auction											
	Number (head)	2014 Price (\$ / 100 lbs)			Number (head)	2013 Price (\$ / 100 lbs)			Volume (YTD) head		
		Average	Min	Max		Average	Min	Max	2014	2013	% chg
+ 600 lbs	550	118.14	107.69	130.60	623	83.44	76.06	95.47	5 098	6 078	-16.1 %
451 - 600 lbs	35	104.30	52.06	120.99	49	83.72	68.52	94.82	491	444	10.6 %
301 - 450 lbs	34	139.06	114.46	160.97	42	83.49	70.77	106.49	314	415	-24.3 %
126 - 300 lbs	119	167.19	111.13	231.05	133	123.58	93.85	154.33	1 362	1 657	-17.8 %
- 125 lbs	842	230.73	173.74	268.71	846	136.81	103.48	166.33	9 478	9 123	3.9 %

Source: Ontario Cattlemen's Association

Federally Inspected Slaughter									
	Weekly			Year to date			Carcass Weight (lbs - January - Dec.)		
	2014	2013	% chg	2014	2013	% chg	2013	2012	% chg
Ontario	469	705	-33.5 %	5 299	7 105	-25.4 %	364	363	0.3 %
Quebec / Atlantic	3 633	3 538	2.7 %	38 759	38 046	1.9 %	300	303	-0.9 %
Canada	4 102	4 243	-3.3 %	44 058	45 151	-2.4 %	308	311	-1.0 %

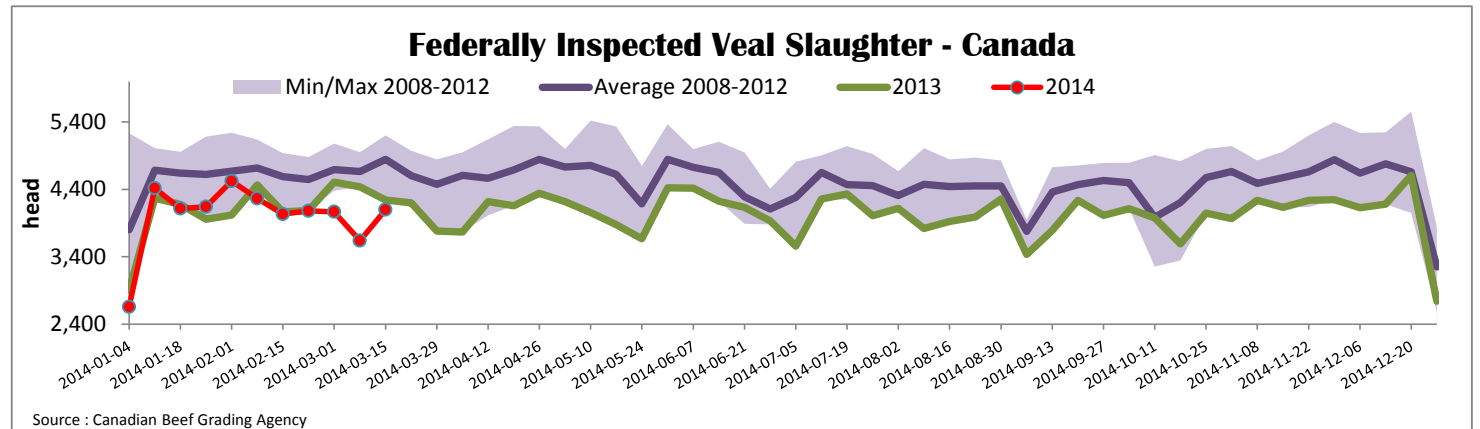
Source: Canadian Beef Grading Agency

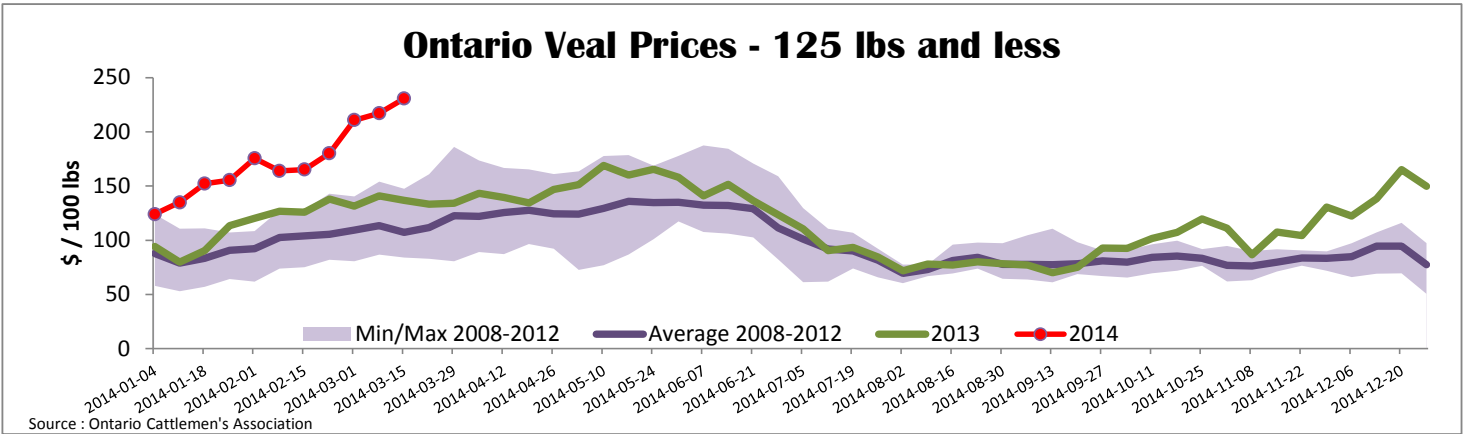
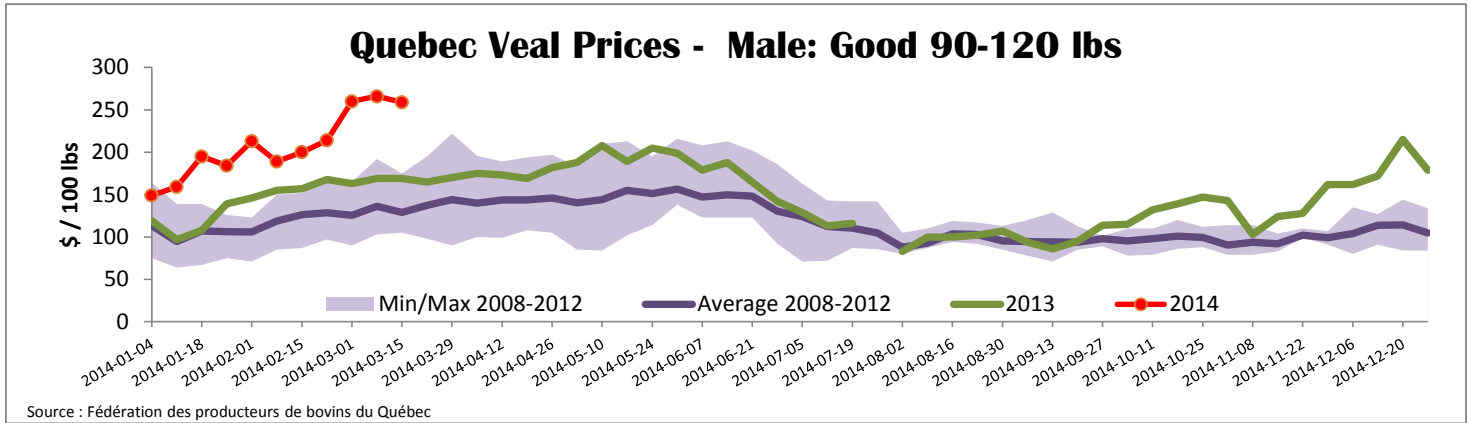
Source: CFIA

Exports					Imports				
Total veal (tonnes)	Jan. 1 - Jan. 31, 2014				Total veal (tonnes)	Jan. 1 - March 15, 2014			
	2014	2013	% chg			2014	2013	% chg	
United States	127	107	19.0 %		Australia	174	200	-13.3 %	
United Arab Emirates	11	12	-3.4 %		United States	187	197	-4.8 %	
Russia	0	1	-		New Zealand	72	33	-	
Others	0	5	-		Others	0	15	-	
Total	139	125	11.0 %		Total	433	445	-2.7 %	
Live calves (head)	Jan. 1 - Jan. 31				For the period Jan. 1 - Jan. 31				
	0	0				2014	2013		
						3 201	2 344		

Source: Statistics Canada

Source: CFIA





United States												
Week ending March 15, 2014												
Federally Inspected Slaughter					Northeast and North Central U.S. Wholesale Price							
	Weekly			Year to date			\$/100 lbs		Simple avg		Min	Max
	2014	2013	% chg	2014	2013	% chg						
Milk-fed or nature *							307 Rack, Ribeye, Boneless		2 365.00		2 365.00	2 365.00
North East	3 559	3 667	-2.9 %	34 794	35 532	-2.1 %	332 Loin, Trimmed 4x4		580.00		500.00	660.00
North Central	2 930	2 555	14.7 %	32 682	26 454	23.5 %	1336 Leg slice, Retail		947.50		760.00	1 135.00
Total	6 489	6 222	4.3 %	67 476	61 986	8.9 %	1312 Osso Buco, Foreshank		922.50		700.00	1 145.00
Other calves	6 511	8 256	-21.1 %	78 450	102 072	-23.1 %	Shoulder Clod, Chuck		572.50		495.00	650.00
Total	13 000	14 478	-10.2 %	145 926	164 058	-11.1 %	Source : USDA					
Production							Pennsylvania Vintage Calf Auction					
Calves (million lbs)	2.1	2.2	-4.5 %	21.4	23.9	-10.5 %	Graded Holstein Bull Calves		March 11, 2014			
Live weight (lbs)	271	259	4.6 %						\$/ 100 lbs		Min	Max
Dressed weight (lbs)	160	152	5.3 %									
Source : USDA												
Northeast and North Central (Veal Carcass, Hot Basis – Paid to Producer (Hide off, 255-315 lbs))												
* Special fed : milk fed, nature												
\$/US / 100 lbs							Weighted Average Price		Min	Max		
Non-Packer Owned							354.17	345.00	360.00			
Packer Owned							366.79	351.00	375.00			
							Number 1		122 lbs	192.00		192.00
									111 - 113 lbs	217.00		227.00
									103 - 104 lbs	245.00		247.00
									90 - 95 lbs	275.00		305.00
							Number 2		113 - 114 lbs	237.00		247.00
									102 - 103 lbs	267.00		271.00
									90 - 95 lbs	255.00		265.00
									84 lbs	297.00		297.00
							Number 3		107 - 108 lbs	218.00		220.00
									94 - 96 lbs	242.00		250.00
									83 lbs	285.00		285.00
									73 lbs	195.00		195.00