



Veal Supply at a Glance - Canada

For week ending July 5, 2014

Quebec Live Auction											
	2014				2013				Volume (YTD)		
	Number (head)	Price (\$ / 100 lbs)			Number (head)	Price (\$ / 100 lbs)			head		
Dairy Calves		Average	Min	Max		Average	Min	Max	2014	2013	% chg
Male											
Good 90 -120 lbs	1018	235.00	210.00	275.00	755	129.00	115.00	154.00	24 700	22 235	11.1 %
Good 121 - 140 lbs	225	239.00	210.00	282.00	224	130.00	110.00	164.00	5 272	5 503	-4.2 %
Average 90 - 140 lbs	539	180.00	120.00	220.00	447	106.00	80.00	128.00	11 435	10 390	10.1 %
Misc. - All weights	515	57.00	15.00	140.00	579	41.00	12.00	85.00	8 900	9 480	-6.1 %
Female											
Good 90 -120 lbs	155	261.00	200.00	395.00	83	122.00	100.00	148.00	3 118	2 445	27.5 %
A2 Grain fed veal calves (hide off)	1155	273.80	n/a	n/a	1287	200.20	n/a	n/a	35 572	37 793	-5.9 %
596 lbs live - (325-353 lbs hide off)											

Source: Fédération des producteurs de bovins du Québec

Ontario Live Auction											
	2014				2013				Volume (YTD)		
	Number (head)	Price (\$ / 100 lbs)			Number (head)	Price (\$ / 100 lbs)			head		
		Average	Min	Max		Average	Min	Max	2014	2013	% chg
+ 600 lbs	489	136.67	122.24	150.09	493	97.65	88.59	105.39	15 203	15 550	-2.2 %
451 - 600 lbs	30	125.09	111.00	140.03	33	93.03	79.42	105.23	1 041	1 053	-1.1 %
301 - 450 lbs	16	155.38	127.62	178.81	22	87.05	66.64	111.59	870	886	-1.8 %
126 - 300 lbs	97	210.88	155.51	276.47	127	112.48	85.01	140.00	3 246	3 670	-11.6 %
- 125 lbs	1 021	209.61	141.37	271.30	837	110.57	70.46	134.20	23 975	22 379	7.1 %

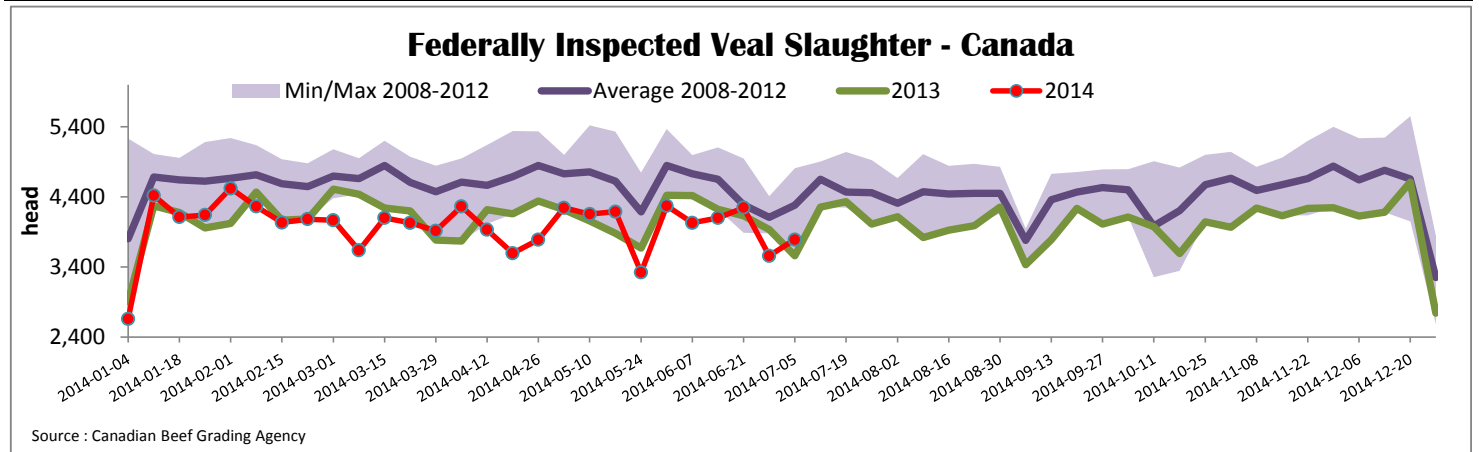
Source: Ontario Cattlemen's Association

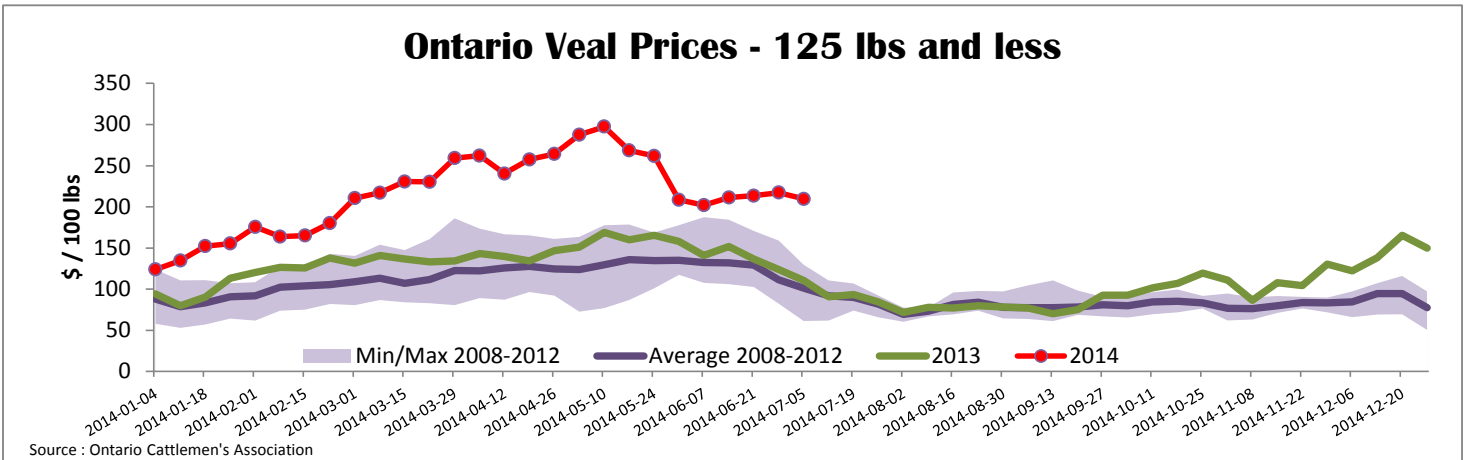
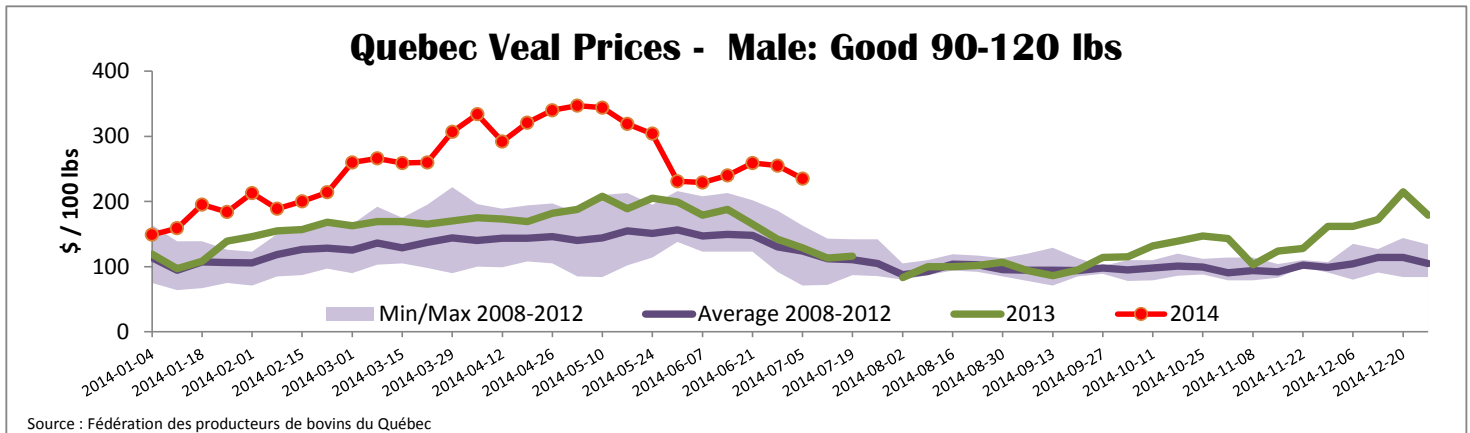
Federally Inspected Slaughter									
	Weekly			Year to date			Carcass Weight (lbs - January - June)		
	2014	2013	% chg	2014	2013	% chg	2014	2013	% chg
Ontario	476	634	-24.9 %	13 607	16 191	-16.0 %	367	369	-0.4 %
Quebec / Atlantic	3 316	2 925	13.4 %	93 909	93 954	0.0 %	310	305	1.4 %
Canada	3 792	3 559	6.5 %	107 516	110 145	-2.4 %	322	314	2.6 %

Source: Canadian Beef Grading Agency Source: CFIA

Exports				Imports				
	Jan. 1 - May 31, 2014	2014		2013		2014	2013	% chg
		2014	2013	2014	2013			
Total veal (tonnes)								
United States		608	705	-13.8 %		746	454	64.4 %
United Arab Emirates		30	57	-47.8 %		297	438	-32.1 %
Saudi Arabia		26	4	-		105	33	-
Others		23	22	2.6 %		0	15	-
Total		686	789	-12.9 %		1 148	939	22.3 %
Live calves (head)	Jan. 1 - May 31	592	35	-	For the period Jan. 1 - April 30	2014	2013	
					Live calves (head)	13 620	12 753	

Source: Statistics Canada Source: CFIA





United States													
Week ending July 5, 2014													
Federally Inspected Slaughter							Northeast and North Central U.S. Wholesale Price						
	Weekly			Year to date			\$/100 lbs	Simple avg	Min	Max			
	2014	2013	% chg	2014	2013	% chg							
Milk-fed or nature *							307 Rack, Ribeye, Boneless	2 532.50	2 365.00	2 700.00			
North East	2 742	2 771	-1.0 %	84 478	87 585	-3.5 %	332 Loin, Trimmed 4x4	630.00	565.00	695.00			
North Central	2 097	2 212	-5.2 %	74 014	66 011	12.1 %	1336 Leg slice, Retail	965.00	760.00	1 170.00			
Total	4 839	4 983	-2.9 %	158 492	153 596	3.2 %	1312 Osso Buco, Fore Shank	972.50	800.00	1 145.00			
Other calves	5 662	7 179	-21.1 %	150 180	207 258	-27.5 %	Shoulder Clod, Chuck	590.00	495.00	685.00			
Total	10 501	12 162	-13.7 %	308 672	360 854	-14.5 %	Source : USDA						
Production							Pennsylvania Vintage Calf Auction						
Calves (million lbs)	1.3	1.7	-23.5 %	49.9	55.7	-10.4 %	Graded Holstein Bull Calves						
Live weight (lbs)	285	238	19.7 %							July 1, 2014			
Dressed weight (lbs)	168	140	20.0 %							\$/ 100 lbs	Min	Max	
Northeast and North Central (Veal Carcass, Hot Basis – Paid to Producer (Hide off, 255-315 lbs)) * Special fed : milk fed, nature \$US / 100 lbs							Weighted Average Price		Min	Max			
									374.04	355.00	395.00		
Non-Packer Owned							Number 1	120-122 lbs			250.00	270.00	
Packer Owned									103-112 lbs			295.00	310.00
									90-95 lbs			320.00	325.00
							Number 2	113 lbs			282.00	290.00	
									103 lbs			295.00	307.00
									84-95 lbs			317.00	345.00
							Number 3	105-108			250.00	250.00	
									83-97 lbs			292.00	295.00
									73 lbs			275.00	275.00