

Veal Supply at a Glance - Canada

For week ending October 28, 2017

Quebec Live Auction											
Dairy Calves	2017				2016				Volume (YTD)		
	Number	Price (\$ / 100 lbs)			Number	Price (\$ / 100 lbs)			head		
Male	(head)	Average	Min	Max	(head)	Average	Min	Max	2017	2016	% chg
Good 90 - 120 lbs	791	150.00	135.00	170.00	676	130.00	115.00	145.00	30 608	34 280	-10.7 %
Good 121 - 140 lbs	176	151.00	135.00	170.00	136	128.00	115.00	140.00	7 025	6 906	1.7 %
Average 90 - 140 lbs	530	125.00	100.00	150.00	660	112.00	80.00	135.00	24 904	28 248	-11.8 %
Misc. - All weights	437	64.00	20.00	105.00	601	59.00	20.00	100.00	17 306	19 413	-10.9 %
Female											
Good 90 - 120 lbs	48	160.00	130.00	195.00	84	186.00	120.00	260.00	2 752	4 302	-36.0 %
A2 Grain fed veal calves (hide off)	1 352	271.30	n/a	n/a	1 154	263.50	n/d	n/d	59 492	59 454	0.1 %
596 lbs live / 325-353 lbs hide off											

Source: Les producteurs de bovins du Québec

Ontario Live Auction											
	2017				2016				Volume (YTD)		
	Number	Price (\$ / 100 lbs)			Number	Price (\$ / 100 lbs)			head		
	(head)	Average	Min	Max	(head)	Average	Min	Max	2017	2016	% chg
+ 600 lbs	655	138.35	121.47	154.61	579	123.56	105.85	138.87	26 986	24 354	10.8 %
451 - 600 lbs	49	119.63	96.24	140.53	43	113.86	94.71	129.60	1 539	1 245	23.6 %
301 - 450 lbs	59	175.42	131.97	223.71	77	133.04	89.52	185.96	1 291	1 149	12.4 %
126 - 300 lbs	107	138.34	101.77	195.80	119	108.99	85.59	144.81	4 452	5 174	-14.0 %
- 125 lbs	814	130.55	89.15	196.45	861	107.38	81.66	136.98	35 783	38 020	-5.9 %

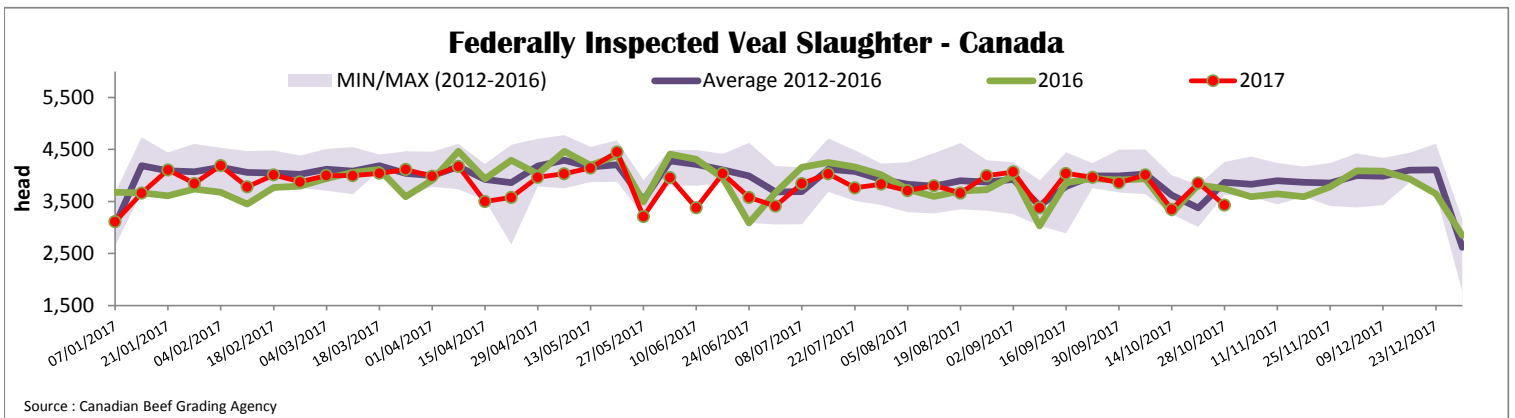
Source: Beef Farmers of Ontario

Federally Inspected Slaughter									
	Weekly			Year to date			Carcass Weight lbs (Jan-September)		
	2017	2016	% chg	2017	2016	% chg	2017	2016	% chg
Ontario	238	236	0.8 %	10 968	12 389	-11.5 %	384	375	2.4 %
Quebec	3 194	3 506	-8.9 %	153 791	154 168	-0.2 %	321	319	0.7 %
Canada	3 432	3 742	-8.3 %	164 759	166 557	-1.1 %	324	323	0.4 %

Source: Canadian Beef Grading Agency

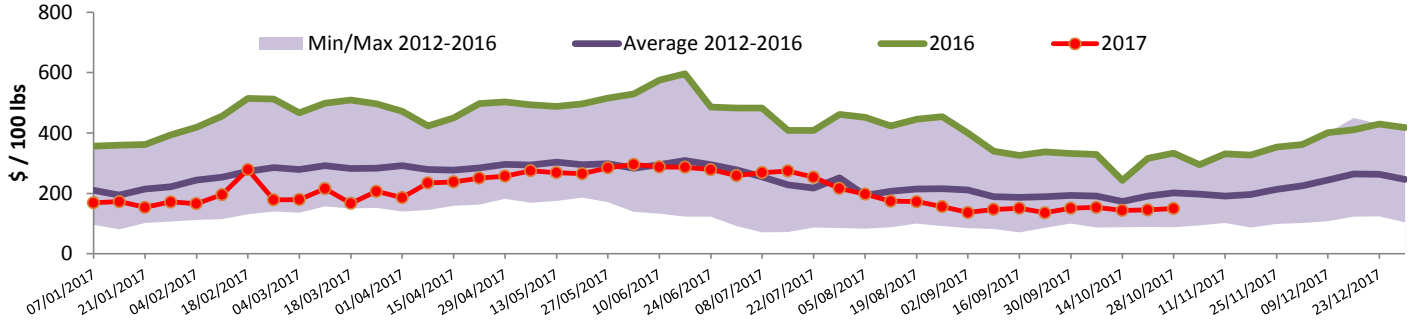
Exports				Imports			
Total veal (tonnes)	Jan. 1 - Aug. 31, 2017			Total veal (tonnes)	Jan. 1 - Oct. 28, 2017		
	2017	2016	% chg		2017	2016	% chg
United States	2 710	2 121	27.7 %	United States	1 272	1 063	19.6 %
United Arab Emirates	107	137	-22.3 %	New Zealand	733	1 154	-36.5 %
Saudi Arabia	25	6	358.6 %	Australia	231	459	-49.6 %
Germany	6.8	0	-	Netherlands	41	28	48.4 %
Others	1.2	1.3	-8.9 %	Italy	27	0	-
Total	2 850	2 265	25.8 %	Others	0	23	-
				Total	2 304	2 727	-15.5 %
				EU-28 (Veal total)	68	28	144.6 %

Source: Statistics Canada



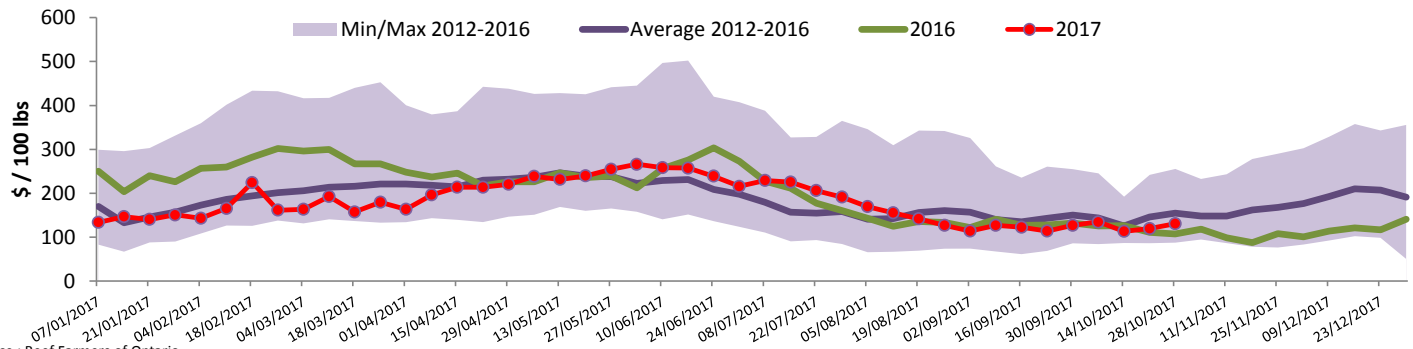


Quebec Veal Prices - Male: Good 90-120 lbs



Source : Fédération des producteurs de bovins du Québec

Ontario Veal Prices - 125 lbs and less



Source : Beef Farmers of Ontario

United States

Week ending October 21, 2017

Federally Inspected Slaughter				Northeast and North Central U.S. Wholesale Price								
	Weekly			Year to date								
	2017	2016	% chg	2017	2016	% chg	\$/100 lbs	Simple avg	Min	Max		
Milk-fed or nature *												
North East	2 467	2 244	9.9 %	89 709	92 594	-3.1 %	307 Rack, Ribeye, Boneless	1 725.00	1 725.00	1 725.00		
North Central	1 442	2 077	-30.6 %	72 213	83 861	-13.9 %	332 Loin, Trimmed 4x4	637.50	600.00	675.00		
Total	3 909	4 321	-9.5 %	161 922	176 455	-8.2 %	1336 Leg slice, Retail	895.00	795.00	995.00		
Other calves	6 330	7 966	-20.5 %	240 430	194 661	23.5 %	1312 Osso Buco, Fore Shank	780.00	610.00	950.00		
Total	10 239	12 287	-16.7 %	402 352	371 116	8.4 %	Shoulder Clod, Chuck	675.00	525.00	825.00		
Production												
Calves (million lbs)	1.5	1.5	0.0 %	58.0	58.6	-1.0 %						
Live weight (lbs)	245	243	0.8 %									
Dressed weight (lbs)	143	143	0.0 %									
				Source : USDA								
Northeast and North Central							Pennsylvania Vintage Calf Auction					
(Veal Carcass, Hot Basis – Paid to Producer (Hide off, 255-315 lbs))							Graded Holstein Bull Calves					
* Special fed : milk fed, nature							October 17, 2017					
\$US / 100 lbs							\$ / 100 lbs					
Weighted Average Price							Min				Max	
Non-Packer Owned							331.04				295.00	338.00
Packer Owned							334.00				330.00	335.00
Source : USDA							Source : USDA					

Prepared by : Redmeat Section, Agriculture and Agri-Food Canada

Website : <http://www.agr.gc.ca/redmeat>

Contact : Julie Dawson

613 773 0149 or Julie.Dawson@agr.gc.ca