



Veal Supply at a Glance - Canada

For week ending September 23, 2017

Quebec Live Auction												
Dairy Calves	Number	2017			2016				Volume (YTD)			
		(head)	Average	Min	Max	(head)	Average	Min	Max	2017	2016	% chg
Male												
Good 90 - 120 lbs	620	136.00	115.00	155.00	833	165.00	140.00	190.00	27 049	30 965	-12.6 %	
Good 121 - 140 lbs	140	136.00	120.00	150.00	148	167.00	145.00	200.00	6 318	6 281	0.6 %	
Average 90 - 140 lbs	691	113.00	80.00	140.00	700	134.00	90.00	185.00	22 074	24 773	-10.9 %	
Misc. - All weights	562	59.00	20.00	100.00	508	48.00	20.00	100.00	14 855	16 648	-10.8 %	
Female												
Good 90 - 120 lbs	69	154.00	120.00	210.00	86	212.00	140.00	285.00	2 479	3 934	-37.0 %	
A2 Grain fed veal calves (hide off)	1 233	266.90	n/a	n/a	1 440	250.10	n/a	n/a	53 200	53 170	0.1 %	
596 lbs live / 325-353 lbs hide off												

Source: Les producteurs de bovins du Québec

Ontario Live Auction											
	Number	2017			2016				Volume (YTD)		
		(head)	Average	Min	Max	(head)	Average	Min	Max	2017	2016
+ 600 lbs	665	135.94	118.19	151.25	557	125.10	111.38	137.81	24 063	21 484	12.0 %
451 - 600 lbs	31	126.57	111.27	136.55	35	120.25	103.91	134.67	1 361	1 029	32.3 %
301 - 450 lbs	21	163.22	118.64	180.19	28	115.13	95.55	146.84	1 119	886	26.3 %
126 - 300 lbs	103	129.94	100.05	192.98	113	131.12	102.61	166.91	3 962	4 631	-14.4 %
- 125 lbs	957	114.00	69.95	160.03	978	127.45	76.61	166.27	31 469	33 579	-6.3 %

Source: Beef Farmers of Ontario

Federally Inspected Slaughter									
	Weekly			Year to date			Carcass Weight lbs (Jan-July)		
	2017	2016	% chg	2017	2016	% chg	2017	2016	% chg
Ontario	243	292	-16.8 %	10 012	11 048	-9.4 %	381	375	1.6 %
Quebec	3 725	3 650	2.1 %	136 241	136 823	-0.4 %	323	318	1 %
Canada	3 968	3 942	0.7 %	146 253	147 871	-1.1 %	327	323	1.5 %

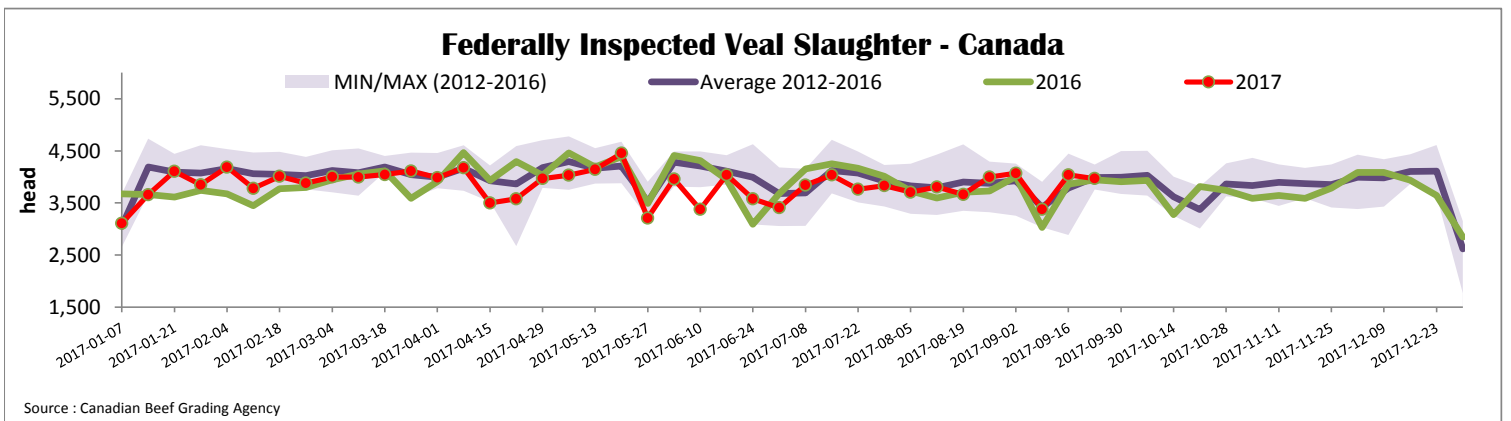
Source: Canadian Beef Grading Agency

Source: CFIA

Exports				Imports					
Total veal (tonnes)	Jan. 1 - July 31, 2017	2017	2016	% chg	Total veal (tonnes)	Jan. 1 - Sept. 23, 2017	2017	2016	% chg
United States		2 279	1 708	33.4 %	United States		1 182	985	20.0 %
United Arab Emirates		93	123	-24.5 %	New Zealand		247	806	-69.3 %
Saudi Arabia		24	6	-	Australia		104	425	-75.5 %
Hong Kong		0.6	0	-	Netherlands		34	28	21.1 %
Others		0.6	1.3	-56.4 %	Italy		17	0	-
Total		2 398	1 838	30.5 %	Others		0	12	-
					Total		1 584	2 256	-29.8 %
					EU-28 (Veal total)		51	28	83.4 %

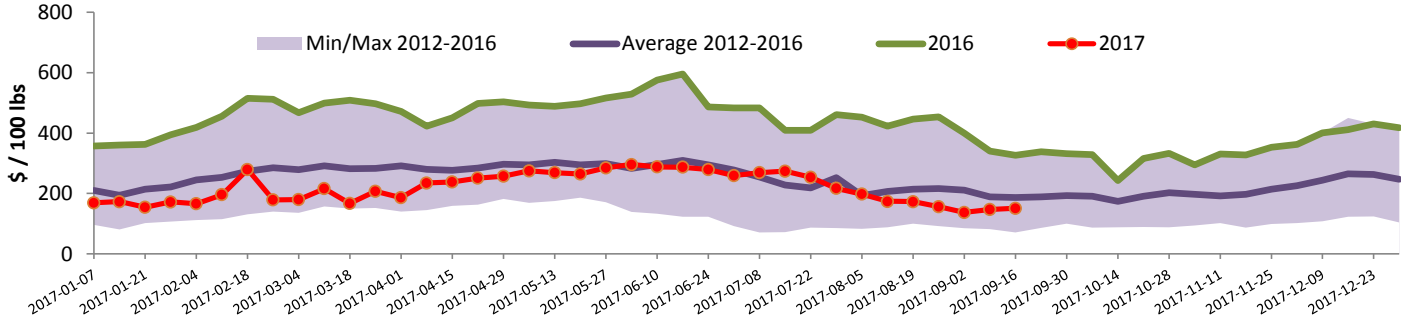
Source: Statistics Canada

Source: CFIA



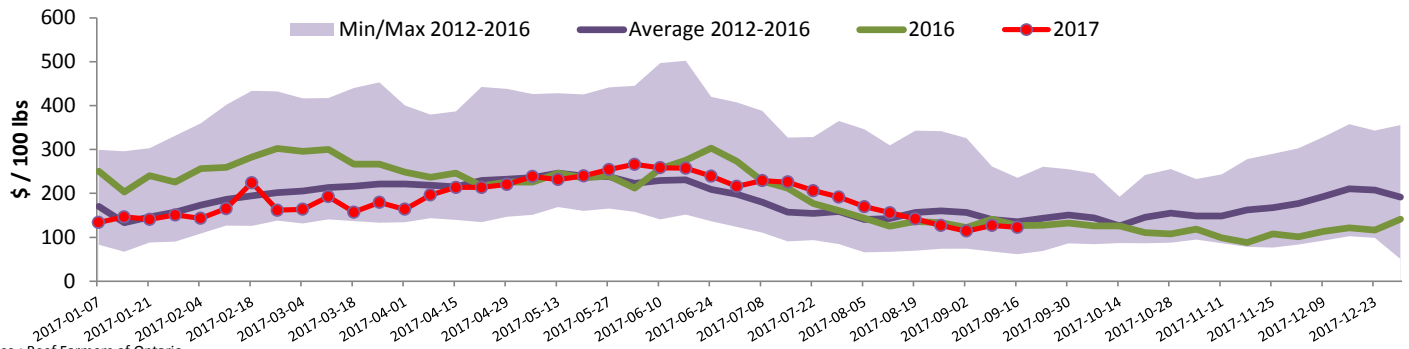


Quebec Veal Prices - Male: Good 90-120 lbs



Source : Fédération des producteurs de bovins du Québec

Ontario Veal Prices - 125 lbs and less



Source : Beef Farmers of Ontario

United States

Week ending September 16, 2017

Federally Inspected Slaughter				Northeast and North Central U.S. Wholesale Price						
	Weekly			Year to date						
	2017	2016	% chg	2017	2016	% chg	\$/100 lbs	Simple avg	Min	Max
Milk-fed or nature *										
North East	2 093	2 012	4.0 %	78 088	81 379	-4.0 %	307 Rack, Ribeye, Boneless	1 725.00	1 725.00	1 725.00
North Central	1 697	1 832	-7.4 %	64 183	73 743	-13.0 %	332 Loin, Trimmed 4x4	632.50	590.00	675.00
Total	3 790	3 844	-1.4 %	142 271	155 122	-8.3 %	1336 Leg slice, Retail	895.00	795.00	995.00
Other calves	5 937	6 169	-3.8 %	209 462	161 225	29.9 %	1312 Osso Buco, Fore Shank	780.00	610.00	950.00
Total	9 727	10 013	-2.9 %	351 733	316 347	11.2 %	Shoulder Clod, Chuck	675.00	525.00	825.00
Production							Source : USDA			
Calves (million lbs)	1.4	1.4	0.0 %	50.8	51.2	-0.8 %	Pennsylvania Vintage Calf Auction Graded Holstein Bull Calves September 12, 2017 \$ / 100 lbs Min Max Number 1 95 - 121 lbs 95.00 110.00 Number 2 90 - 114 lbs 90.00 106.00 73 - 82 lbs 60.00 75.00 Number 3 95 - 109 lbs 66.00 66.00 83 - 94 lbs 76.00 79.00 74 lbs 92.00 92.00 Source : USDA			
Live weight (lbs)	240	244	-1.6 %							
Dressed weight (lbs)	141	143	-1.4 %							
Northeast and North Central (Veal Carcass, Hot Basis – Paid to Producer (Hide off, 255-315 lbs)) * Special fed : milk fed, nature \$US / 100 lbs Weighted Average Price Min Max Non-Packer Owned 325.84 295.00 330.00 Packer Owned 321.33 318.00 325.00 Source : USDA										

Source : USDA

Prepared by : Redmeat Section, Agriculture and Agri-Food Canada

Website : <http://www.agr.gc.ca/redmeat>

Contact : Julie Dawson

613 773 0149 or Julie.Dawson@agr.gc.ca