



## Veal Supply at a Glance - Canada

For week ending October 11, 2014

Quebec Live Auction											
Dairy Calves	Number (head)	2014 Price (\$ / 100 lbs)			Number (head)	2013 Price (\$ / 100 lbs)			Volume (YTD) head		
		Average	Min	Max		Average	Min	Max	2014	2013	% chg
Male											
Good 90 -120 lbs	867	240.00	205.00	265.00	894	132.00	105.00	165.00	37 906	33 429	13.4 %
Good 121 - 140 lbs	161	247.00	220.00	275.00	172	132.00	100.00	168.00	7 630	8 009	-4.7 %
Average 90 - 140 lbs	547	185.00	120.00	235.00	506	100.00	70.00	130.00	19 100	17 120	11.6 %
Misc. - All weights	622	64.00	15.00	155.00	404	29.00	15.00	65.00	15 754	16 710	-5.7 %
Female											
Good 90 -120 lbs	92	248.00	190.00	330.00	73	115.00	85.00	150.00	4 831	3 458	39.7 %
A2 Grain fed veal calves (hide off)	1 242	325.20	n/a	n/a	1 438	226.30	n/a	n/a	51 836	55 768	-7.1 %
596 lbs live - (325-353 lbs hide off)											

Source: Fédération des producteurs de bovins du Québec

Ontario Live Auction											
	Number (head)	2014 Price (\$ / 100 lbs)			Number (head)	2013 Price (\$ / 100 lbs)			Volume (YTD) head		
		Average	Min	Max		Average	Min	Max	2014	2013	% chg
+ 600 lbs	526	165.62	148.90	183.11	522	120.61	108.45	134.81	23 799	22 529	5.6 %
451 - 600 lbs	27	143.81	124.26	166.81	82	103.60	89.40	116.04	1 555	1 724	-9.8 %
301 - 450 lbs	50	237.78	185.75	278.94	54	117.99	77.37	146.54	1 224	1 274	-3.9 %
126 - 300 lbs	144	210.15	153.86	269.40	138	96.09	73.55	124.30	5 002	5 569	-10.2 %
- 125 lbs	996	192.30	119.54	253.64	826	101.61	60.69	127.82	38 009	34 885	9.0 %

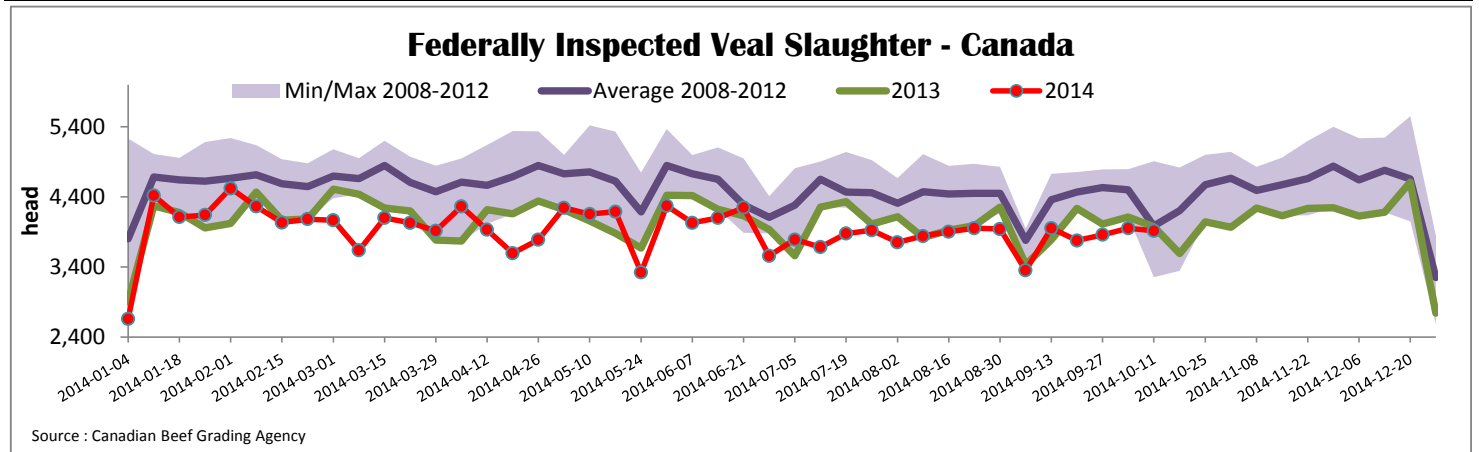
Source: Ontario Cattlemen's Association

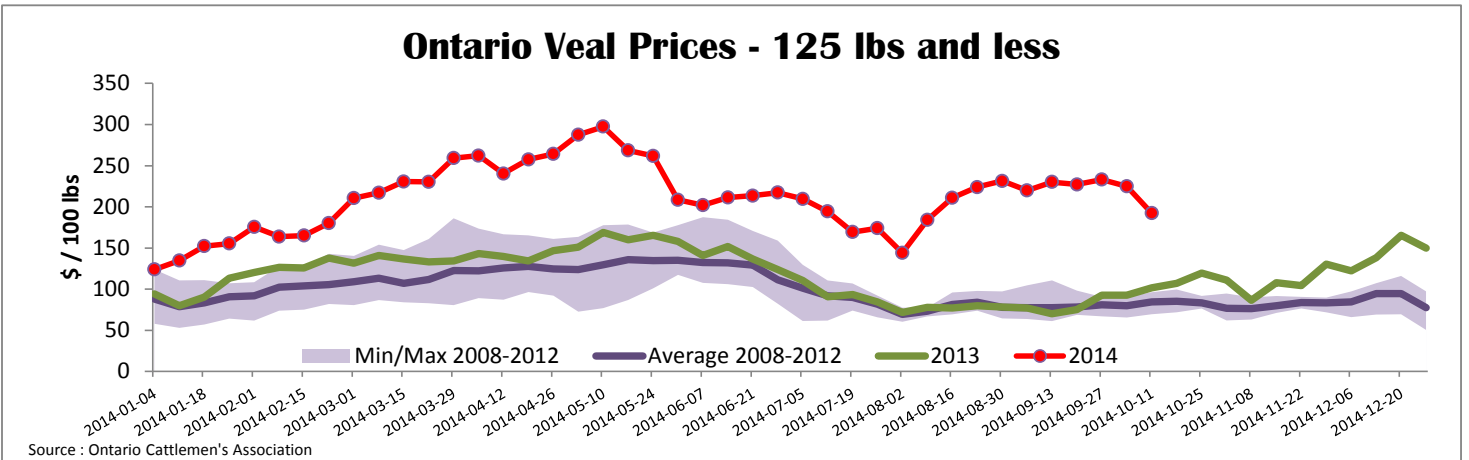
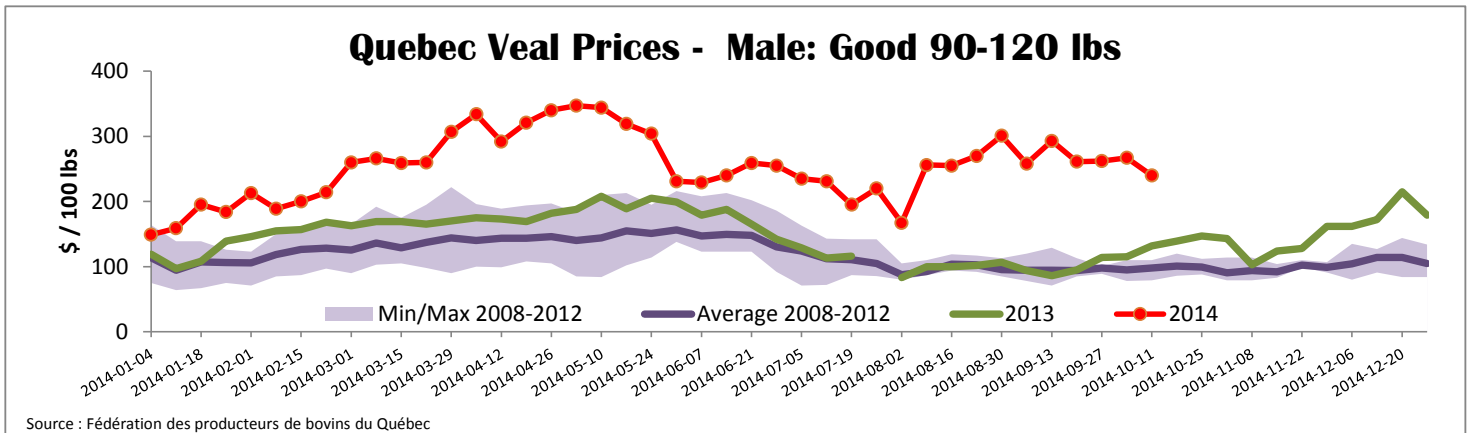
Federally Inspected Slaughter									
	Weekly			Year to date			Carcass Weight (lbs - January - Aug.)		
	2014	2013	% chg	2014	2013	% chg	2014	2013	% chg
Ontario	335	464	-27.8 %	20 329	23 693	-14.2 %	368	365	0.8 %
Quebec / Atlantic	3 583	3 541	1.2 %	140 494	142 759	-1.6 %	300	302	-0.9 %
<b>Canada</b>	<b>3 918</b>	<b>4 005</b>	<b>-2.2 %</b>	<b>160 823</b>	<b>166 452</b>	<b>-3.4 %</b>	<b>310</b>	<b>311</b>	<b>-0.4 %</b>

Source: Canadian Beef Grading Agency      Source: CFIA

Exports					Imports							
Total veal (tonnes)	Jan. 1 - Aug. 31, 2014	2014			2013			Total veal (tonnes)	Jan. 1 - Oct. 11, 2014	2014		
		2014	2013	% chg	2014	2013	% chg			2014	2013	% chg
United States		1 183	1 155	2.4 %				996	742	34.2 %		
United Arab Emirates		65	74	-12.3 %				693	628	10.3 %		
Taiwan		34	0	-				1 193	602	98.1 %		
Others		46	30	54.5 %				0	15	-		
<b>Total</b>		<b>1 328</b>	<b>1 259</b>	<b>5.5 %</b>				<b>2 882</b>	<b>1 988</b>	<b>45.0 %</b>		
Live calves (head)	Jan. 1 - Aug. 31	1 637	35	-	For the period Jan. 1 - Aug. 31			<b>2014</b>	<b>2013</b>			
					Live calves (head)			24 134	28 185			

Source: Statistics Canada      Source: CFIA





<b>United States</b>										
Week ending October 11, 2014										
Federally Inspected Slaughter							Northeast and North Central U.S. Wholesale Price			
	Weekly			Year to date			\$/100 lbs	Simple avg	Min	Max
	2014	2013	% chg	2014	2013	% chg				
Milk-fed or nature *							307 Rack, Ribeye, Boneless	2 550.00	2 550.00	2 550.00
North East	2 581	3 314	-22.1 %	121 996	133 386	-8.5 %	332 Loin, Trimmed 4x4	702.50	650.00	755.00
North Central	2 667	2 748	-2.9 %	107 926	101 401	6.4 %	1336 Leg slice, Retail	1 045.00	850.00	1 240.00
<b>Total</b>	<b>5 248</b>	<b>6 062</b>	<b>-13.4 %</b>	<b>229 922</b>	<b>234 787</b>	<b>-2.1 %</b>	1312 Osso Buco, Fore Shank	1 005.00	800.00	1 210.00
Other calves	3 658	8 263	-55.7 %	218 870	335 065	-34.7 %	Shoulder Clod, Chuck	641.50	558.00	735.00
<b>Total</b>	<b>8 906</b>	<b>14 325</b>	<b>-37.8 %</b>	<b>448 792</b>	<b>569 852</b>	<b>-21.2 %</b>				
							Source : USDA			
Production							<b>Pennsylvania Vintage Calf Auction</b>			
Calves (million lbs)	1.7	2.1	-19.0 %	73.4	84.1	-12.7 %	Graded Holstein Bull Calves			
Live weight (lbs)	287	236	21.6 %				October 7, 2014			
Dressed weight (lbs)	169	138	22.5 %				\$/ 100 lbs      Min      Max			
							Source : USDA			
<b>Northeast and North Central</b>										
(Veal Carcass, Hot Basis – Paid to Producer (Hide off, 255-315 lbs))										
* Special fed : milk fed, nature										
\$/US / 100 lbs										
Weighted Average Price										
							Min      Max			
Non-Packer Owned							415.86    409.00    425.00			
Packer Owned							433.60    415.00    440.00			
							Number 1      121 lbs      357.00    357.00			
							85-112 lbs    380.00    405.00			
							Number 2      102-114 lbs    350.00    352.00			
							90-95 lbs      362.00    370.00			
							84 lbs          390.00    390.00			
							Number 3      108-109 lbs    265.00    275.00			
							94-96 lbs      330.00    345.00			
							84 lbs          400.00    402.00			
							74 lbs          275.00    275.00			