



## Veal Supply at a Glance - Canada

For week ending November 22, 2014

Quebec Live Auction											
Dairy Calves	2014				2013				Volume (YTD)		
	Number (head)	Price ( \$ / 100 lbs)			Number (head)	Price ( \$ / 100 lbs)			head		
Male	Average	Min	Max	Average	Min	Max	2014	2013	% chg		
Good 90 -120 lbs	1205	357.00	300.00	425.00	901	128.00	100.00	152.00	44 401	38 904	14.1 %
Good 121 - 140 lbs	186	350.00	285.00	410.00	161	132.00	102.00	155.00	8 659	9 061	-4.4 %
Average 90 - 140 lbs	391	271.00	150.00	385.00	467	99.00	65.00	130.00	21 904	19 803	10.6 %
Misc. - All weights	385	88.00	14.00	200.00	538	33.00	10.00	80.00	18 789	19 511	-3.7 %
<b>Female</b>											
Good 90 -120 lbs	141	387.00	290.00	510.00	58	115.00	95.00	140.00	5 563	3 928	41.6 %
A2 Grain fed veal calves (hide off)	1 221	340.00	n/a	n/a	1 246	261.00	n/a	n/a	59 054	63 084	-6.4 %
596 lbs live - (325-353 lbs hide off)											

Source: Fédération des producteurs de bovins du Québec

Ontario Live Auction											
	2014				2013				Volume (YTD)		
	Number (head)	Price ( \$ / 100 lbs)			Number (head)	Price ( \$ / 100 lbs)			head		
	Average	Min	Max	Average	Min	Max	2014	2013	% chg		
+ 600 lbs	407	180.10	157.98	196.82	441	135.39	122.01	146.56	26 503	25 248	5.0 %
451 - 600 lbs	24	159.44	152.58	165.87	56	112.56	91.29	127.98	1 802	2 092	-13.9 %
301 - 450 lbs	59	195.81	132.70	244.88	41	122.53	96.76	142.19	1 512	1 541	-1.9 %
126 - 300 lbs	159	230.42	161.73	322.06	133	109.26	81.66	136.35	5 834	6 293	-7.3 %
- 125 lbs	1 039	290.16	182.65	369.10	929	104.21	63.50	133.07	43 896	40 156	9.3 %

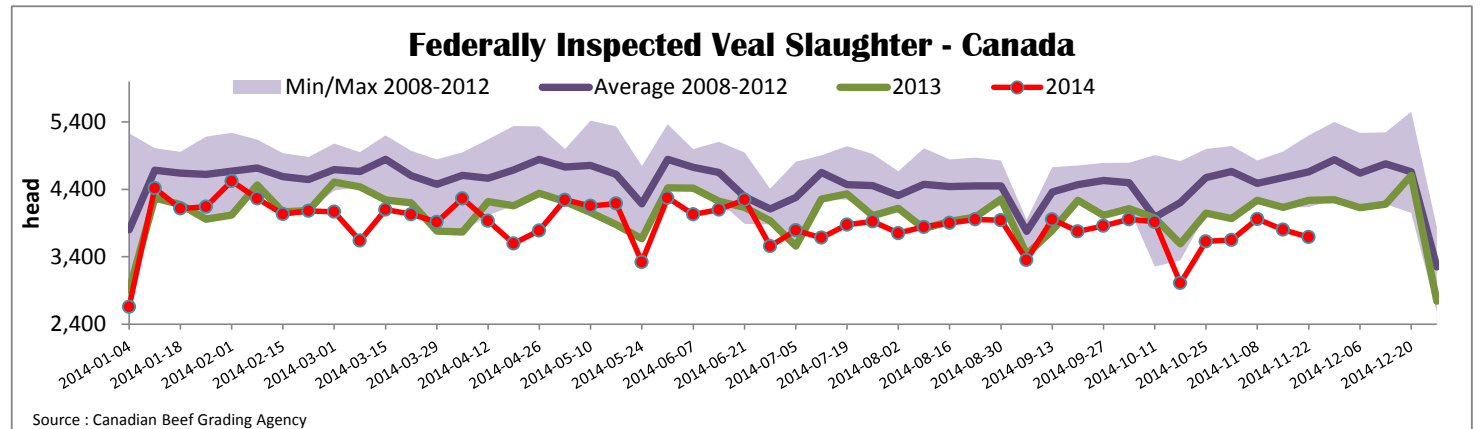
Source: Ontario Cattlemen's Association

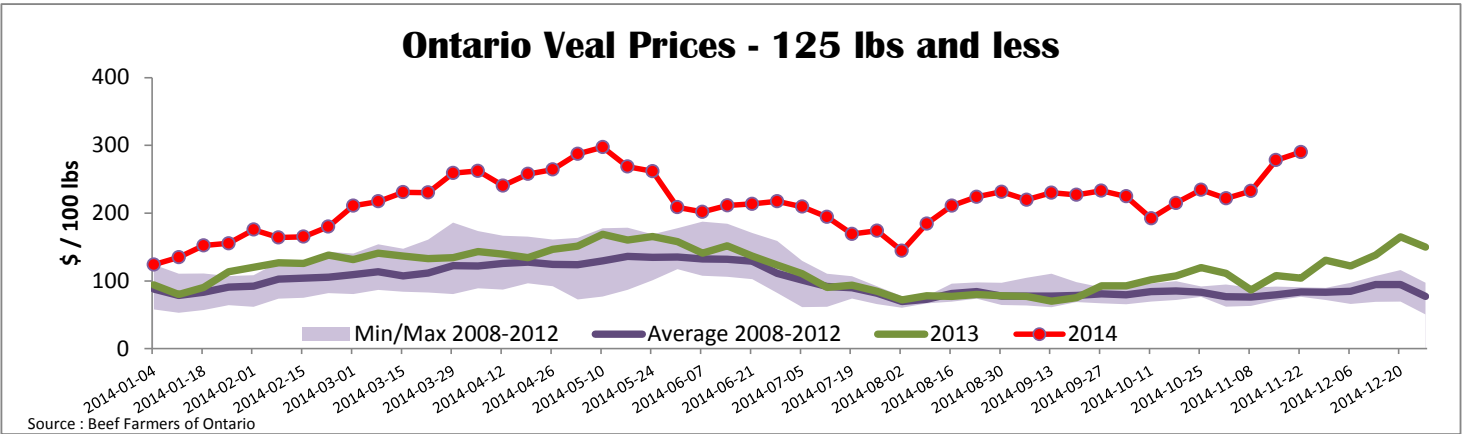
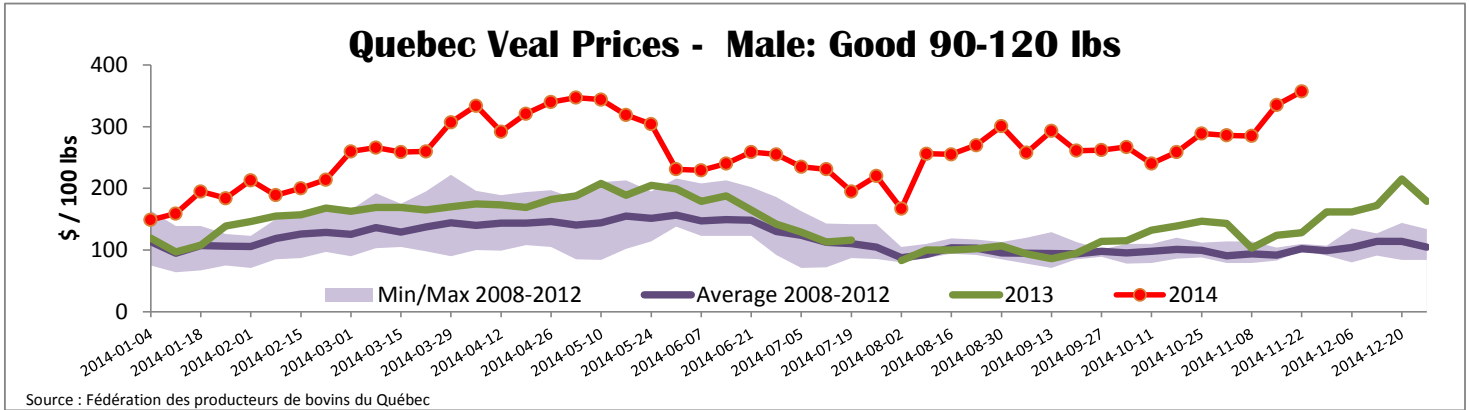
Federally Inspected Slaughter									
	Weekly			Year to date			Carcass Weight (lbs - January - Sept.)		
	2014	2013	% chg	2014	2013	% chg	2014	2013	% chg
Ontario	169	455	-62.9 %	21 371	26 503	-19.4 %	369	364	1.3 %
Quebec / Atlantic	3 524	3 784	-6.9 %	161 686	164 203	-1.5 %	364	301	21.1 %
<b>Canada</b>	<b>3 693</b>	<b>4 239</b>	<b>-12.9 %</b>	<b>183 057</b>	<b>190 706</b>	<b>-4.0 %</b>	<b>310</b>	<b>308</b>	<b>0.6 %</b>

Source: Canadian Beef Grading Agency

Exports					Imports				
Total veal (tonnes)	Jan. 1 - Sept. 30, 2014				Total veal (tonnes)	Jan. 1 - Nov. 22, 2014			
	2014	2013	% chg			2014	2013	% chg	
United States	1 366	1 304	4.8 %		United States	1 116	872	28.0 %	
United Arab Emirates	79	83	-4.6 %		Australia	859	706	21.7 %	
Taiwan	34	0	-		New Zealand	1 645	893	84.2 %	
Others	46	48	-4.4 %		Others	0	15	-	
<b>Total</b>	<b>1 526</b>	<b>1 435</b>	<b>6.3 %</b>		<b>Total</b>	<b>3 620</b>	<b>2 486</b>	<b>45.6 %</b>	
Live calves (head)	Jan. 1 - Sept. 30				For the period Jan. 1 - Sept. 30				
	2 090	44	-			2014	2013		
						26 601	30 493		

Source: Statistics Canada





<b>United States</b>											
Week ending November 8, 2014											
Federally Inspected Slaughter					Northeast and North Central U.S. Wholesale Price						
	Weekly			Year to date			\$/100 lbs	Simple avg	Min	Max	
	2014	2013	% chg	2014	2013	% chg					
Milk-fed or nature *							307 Rack, Ribeye, Boneless	2 750.00	2 750.00	2 750.00	
North East	2 655	3 386	-21.6 %	135 562	150 924	-10.2 %	332 Loin, Trimmed 4x4	722.50	650.00	795.00	
North Central	2 629	3 065	-14.2 %	121 101	116 520	3.9 %	1336 Leg slice, Retail	1 095.00	890.00	1 300.00	
<b>Total</b>	<b>5 284</b>	<b>6 451</b>	<b>-18.1 %</b>	<b>256 663</b>	<b>267 444</b>	<b>-4.0 %</b>	1312 Osso Buco, Foreshank	1 037.50	800.00	1 275.00	
Other calves	3 444	7 773	-55.7 %	238 306	376 737	-36.7 %	Shoulder Clod, Chuck	687.50	585.00	790.00	
<b>Total</b>	<b>8 728</b>	<b>14 224</b>	<b>-38.6 %</b>	<b>494 969</b>	<b>644 181</b>	<b>-23.2 %</b>					
							Source : USDA				
Production							<b>Pennsylvania Vintage Calf Auction</b>				
Calves (million lbs)	1.8	2.3	-21.7 %	83.6	97.1	-13.9 %	Graded Holstein Bull Calves				
Live weight (lbs)	308	261	18.0 %				November 11, 2014				
Dressed weight (lbs)	183	153	19.6 %				\$/ 100 lbs      Min      Max				
							Number 1	123 lbs		380.00	380.00
								95 - 112 lbs		482.00	507.00
							Number 2	113 - 114 lbs		482.00	499.00
								95 - 103 lbs		507.00	515.00
								90 lbs		535.00	535.00
								84 lbs		455.00	455.00
							Number 3	108 - 110 lbs		380.00	392.00
								94 - 96 lbs		430.00	440.00
								83 lbs		415.00	417.00
								75 lbs		355.00	355.00