



Veal Supply at a Glance - Canada

For week ending November 29, 2014

Quebec Live Auction											
Dairy Calves	2014				2013				Volume (YTD)		
	Number (head)	Price (\$ / 100 lbs)			Number (head)	Price (\$ / 100 lbs)			head		
Male	Average	Min	Max	Average	Min	Max	2014	2013	% chg		
Good 90 -120 lbs	1093	366.00	320.00	405.00	922	162.00	140.00	187.00	45 494	39 826	14.2 %
Good 121 - 140 lbs	203	361.00	310.00	420.00	152	156.00	125.00	180.00	8 862	9 213	-3.8 %
Average 90 - 140 lbs	425	283.00	190.00	355.00	447	119.00	80.00	150.00	22 329	20 250	10.3 %
Misc. - All weights	332	122.00	9.00	255.00	490	34.00	10.00	80.00	19 121	20 001	-4.4 %
Female											
Good 90 -120 lbs	151	370.00	290.00	445.00	73	142.00	108.00	175.00	5 714	4 001	42.8 %
A2 Grain fed veal calves (hide off)	1 403	332.30	n/a	n/a	1 303	257.40	n/a	n/a	60 457	64 387	-6.1 %
596 lbs live - (325-353 lbs hide off)											

Source: Fédération des producteurs de bovins du Québec

Ontario Live Auction											
+ 600 lbs	2014				2013				Volume (YTD)		
	Number (head)	Price (\$ / 100 lbs)			Number (head)	Price (\$ / 100 lbs)			head		
	Average	Min	Max	Average	Min	Max	2014	2013	% chg		
+ 600 lbs	586	181.05	164.92	197.58	428	137.92	123.46	154.69	27 089	25 676	5.5 %
451 - 600 lbs	67	162.31	146.85	180.21	64	122.03	101.81	134.92	1 869	2 156	-13.3 %
301 - 450 lbs	42	192.20	127.86	245.55	43	118.70	79.43	158.48	1 554	1 584	-1.9 %
126 - 300 lbs	136	229.93	149.22	335.07	120	104.60	70.70	137.83	5 970	6 413	-6.9 %
- 125 lbs	926	302.63	212.34	370.70	952	130.59	67.83	163.13	44 822	41 108	9.0 %

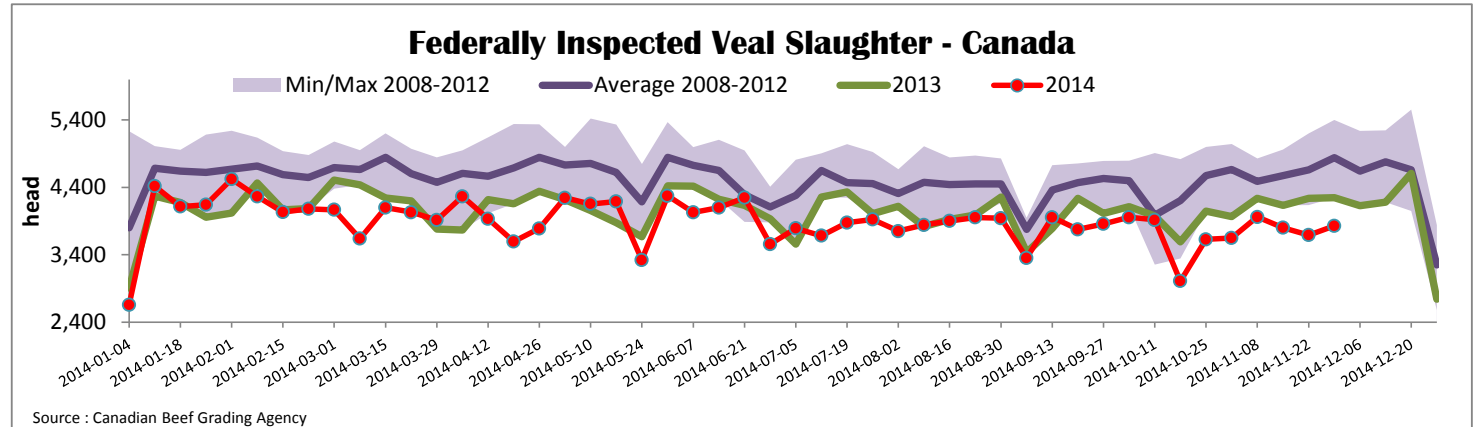
Source: Ontario Cattlemen's Association

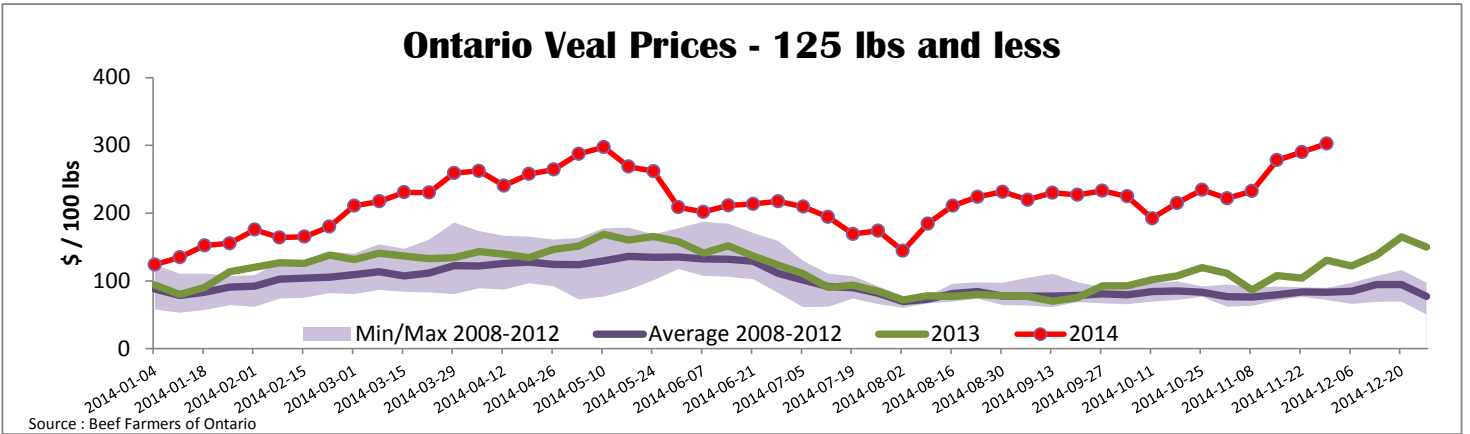
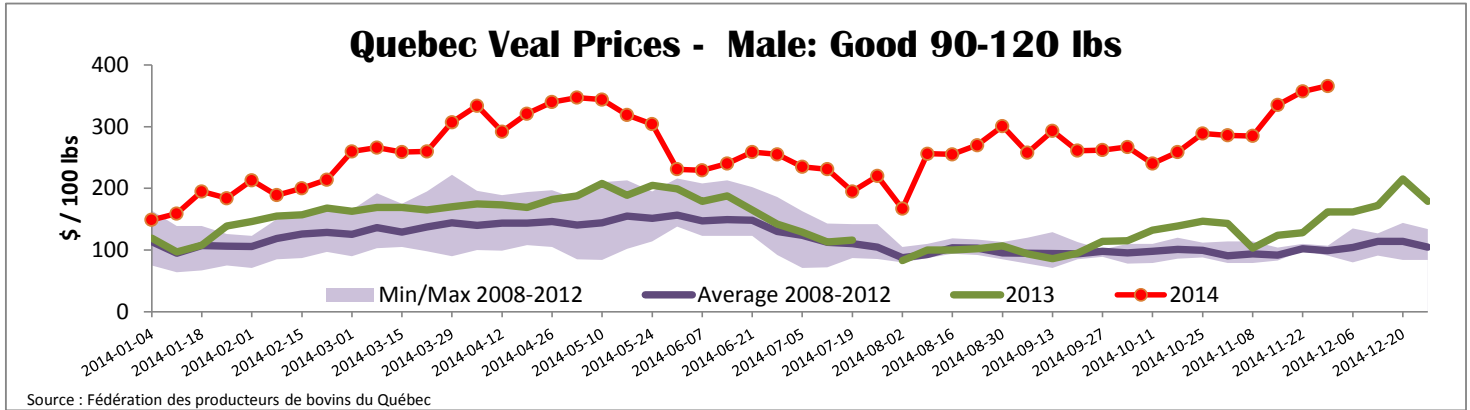
Federally Inspected Slaughter									
	Weekly			Year to date			Carcass Weight (lbs - January - Sept.)		
	2014	2013	% chg	2014	2013	% chg	2014	2013	% chg
Ontario	158	504	-68.7 %	21 529	27 007	-20.3 %	369	364	1.3 %
Quebec / Atlantic	3 671	3 743	-1.9 %	165 357	167 946	-1.5 %	364	301	21.1 %
Canada	3 829	4 247	-9.8 %	186 886	194 953	-4.1 %	310	308	0.6 %

Source: Canadian Beef Grading Agency Source: CFIA

Exports					Imports				
Total veal (tonnes)	Jan. 1 - Sept. 30, 2014				Total veal (tonnes)	Jan. 1 - Nov. 29, 2014			
	2014	2013	% chg			2014	2013	% chg	
United States	1 366	1 304	4.8 %		United States	1 117	881	26.7 %	
United Arab Emirates	79	83	-4.6 %		Australia	878	706	24.4 %	
Taiwan	34	0	-		New Zealand	1 662	910	82.7 %	
Others	46	48	-4.4 %		Others	0	15	-	
Total	1 526	1 435	6.3 %		Total	3 657	2 512	45.6 %	
Live calves (head)	Jan. 1 - Sept. 30				For the period Jan. 1 - Sept. 30				
	2 090	44	-		Live calves (head)	2014	2013		
						26 601	30 493		

Source: Statistics Canada Source: CFIA





United States													
Week ending November 29, 2014													
Federally Inspected Slaughter					Northeast and North Central U.S. Wholesale Price								
	Weekly			Year to date			\$/100 lbs		Simple avg		Min	Max	
	2014	2013	% chg	2014	2013	% chg							
Milk-fed or nature *							307 Rack, Ribeye, Boneless	2 750.00	2 750.00	2 750.00			
North East	2 478	2 992	-17.2 %	140 851	157 714	-10.7 %	332 Loin, Trimmed 4x4	722.50	650.00	795.00			
North Central	1 632	2 611	-37.5 %	125 244	122 267	2.4 %	1336 Leg slice, Retail	1 095.00	890.00	1 300.00			
Total	4 110	5 603	-26.6 %	266 095	279 981	-5.0 %	1312 Osso Buco, Fore Shank	1 037.50	800.00	1 275.00			
Other calves	5 457	9 755	-44.1 %	247 682	393 581	-37.1 %	Shoulder Clod, Chuck	691.50	593.00	790.00			
Total	9 567	15 358	-37.7 %	513 777	673 562	-23.7 %							
Source : USDA													
Production							Pennsylvania Vintage Calf Auction						
Calves (million lbs)	1.5	1.9	-21.1 %	85.0	99.0	-14.1 %	Graded Holstein Bull Calves		November 25, 2014				
Live weight (lbs)	310	247	25.5 %				\$/ 100 lbs		Min		Max		
Dressed weight (lbs)	184	145	26.9 %				Number 1	113 - 122 lbs		355.00	385.00		
								90 - 103 lbs		435.00	445.00		
							Number 2	113 lbs		375.00	380.00		
								90 - 103 lbs		410.00	427.00		
								84 lbs		380.00	380.00		
							Number 3	83 - 110 lbs		392.00	410.00		
								74 lbs		330.00	330.00		
Northeast and North Central													
(Veal Carcass, Hot Basis – Paid to Producer (Hide off, 255-315 lbs))													
* Special fed : milk fed, nature													
\$/US / 100 lbs	Weighted Average Price			Min									
Non-Packer Owned				428.40	425.00	439.00							
Packer Owned				434.52	428.00	435.00							
* Due to US Thanksgiving US data is delayed													