



Veal Supply at a Glance - Canada

For week ending April 18, 2015

Quebec Live Auction											
Dairy Calves	Number (head)	2015 Price (\$ / 100 lbs)			Number (head)	2014 Price (\$ / 100 lbs)			Volume (YTD) head		
		Average	Min	Max		Average	Min	Max	2015	2014	% chg
Male											
Good 90 -120 lbs	1103	498.00	450.00	540.00	912	321.00	295.00	350.00	16 021	14 264	12.3 %
Good 121 - 140 lbs	243	475.00	420.00	525.00	216	313.00	275.00	340.00	3 185	3 226	-1.3 %
Average 90 - 140 lbs	554	398.00	260.00	480.00	367	241.00	170.00	295.00	7 597	6 901	10.1 %
Misc. - All weights	281	182.00	20.00	430.00	346	69.00	20.00	155.00	4 740	5 400	-12.2 %
Female											
Good 90 -120 lbs	159	466.00	400.00	530.00	147	322.00	290.00	395.00	1 923	1 585	21.3 %
A2 Grain fed veal calves (hide off)	1 329	310.20	n/a	n/a	1 332	220.40	n/a	n/a	22 712	21 343	6.4 %
596 lbs live - (325-353 lbs hide off)											

Source: Fédération des producteurs de bovins du Québec

Ontario Live Auction											
	Number (head)	2015 Price (\$ / 100 lbs)			Number (head)	2014 Price (\$ / 100 lbs)			Volume (YTD) head		
		Average	Min	Max		Average	Min	Max	2015	2014	% chg
+ 600 lbs	647	152.77	141.42	176.82	396	109.03	98.87	124.26	8 379	8 068	3.9 %
451 - 600 lbs	51	144.40	136.21	155.16	24	107.03	98.37	116.06	543	682	-20.4 %
301 - 450 lbs	24	162.21	115.63	211.75	41	133.20	104.63	155.69	489	510	-4.1 %
126 - 300 lbs	103	353.71	232.77	464.51	97	199.50	142.97	263.69	2 047	1 950	5.0 %
- 125 lbs	799	442.52	354.29	512.62	872	257.60	176.53	301.08	14 512	13 868	4.6 %

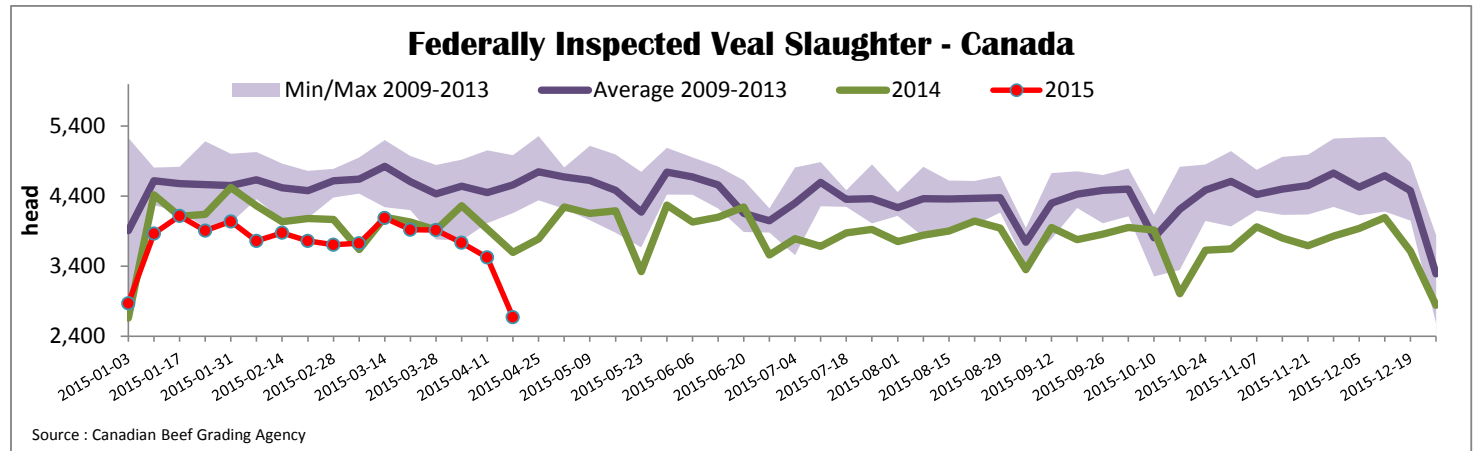
Source: Beef Farmers of Ontario

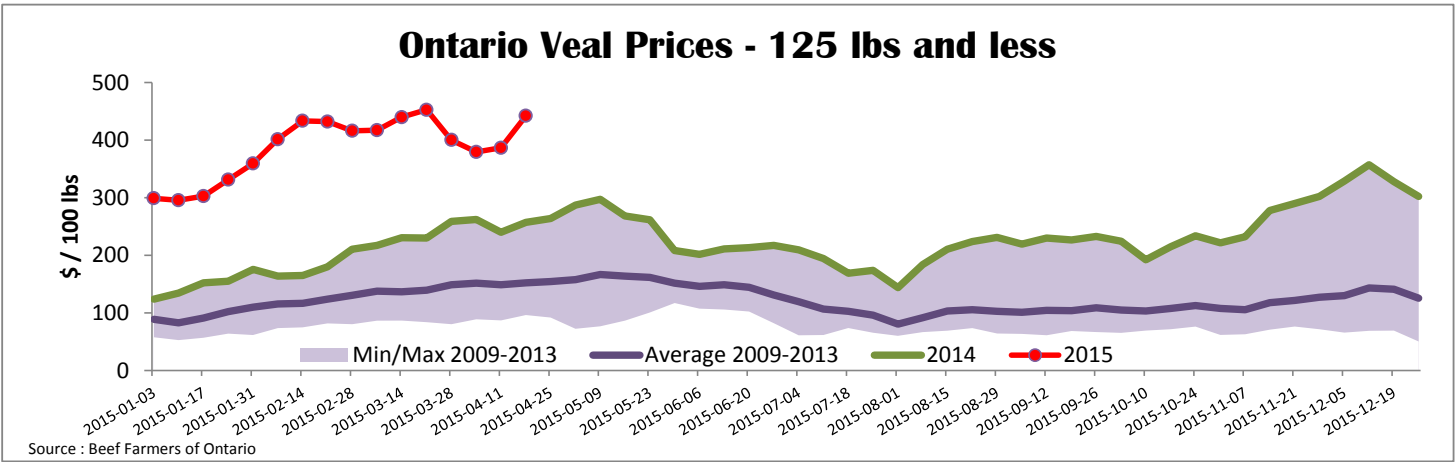
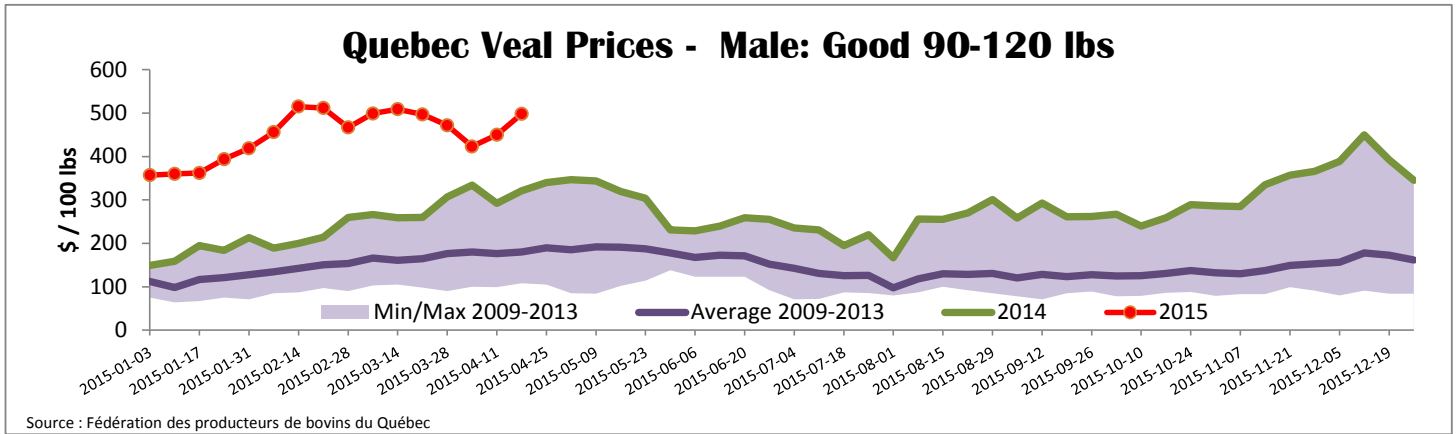
Federally Inspected Slaughter									
	Weekly			Year to date			Carcass Weight (lbs - Jan-March)		
	2015	2014	% chg	2015	2014	% chg	2015	2014	% chg
Ontario	306	128	139.1 %	4 797	7 743	-38.0 %	353	365	-3.3 %
Quebec / Atlantic	2 368	3 471	-31.8 %	54 696	56 060	-2.4 %	345	303	13.9 %
Canada	2 674	3 599	-25.7 %	59 493	63 803	-6.8 %	346	311	11.3 %

Source: Canadian Beef Grading Agency Source: CFIA

Exports					Imports							
Total veal (tonnes)	Jan. 1 - Feb. 28, 2015	2015			2014			Total veal (tonnes)	Jan. 1 - April 18, 2015	2015		
		2015	2014	% chg	2015	2014	% chg			2015	2014	% chg
United States		340	227	49.6 %				United States		123	320	-61.6 %
United Arab Emirates		33	23	41.4 %				Australia		32	200	-83.8 %
Others		1	6	-				New Zealand		0	105	-
Total		374	257	45.8 %				Others				
								Total		155	625	-75.2 %
Live calves (head)	Jan. 1 - Feb. 28	490	0	-								
								For the period Jan. 1 - Dec. 31		2014	2013	
								Live calves (head)		32 361	37 763	

Source: Statistics Canada Source: CFIA





United States												
Week ending April 18, 2015												
Federally Inspected Slaughter					Northeast and North Central U.S. Wholesale Price							
	Weekly			Year to date			\$/100 lbs		Simple avg		Min	Max
	2015	2014	% chg	2015	2014	% chg						
Milk-fed or nature *							307 Rack, Ribeye, Boneless	2 750.00	2 750.00	2 750.00		
North East	2 483	3 082	-19.4 %	43 343	51 458	-15.8 %	332 Loin, Trimmed 4x4	742.50	690.00	795.00		
North Central	2 548	3 003	-15.2 %	35 265	46 816	-24.7 %	1336 Leg slice, Retail	1 127.50	905.00	1 350.00		
Total	5 031	6 085	-17.3 %	78 608	98 274	-20.0 %	1312 Osso Buco, Fore Shank	1 037.50	800.00	1 275.00		
Other calves	3 148	4 420	-28.8 %	55 667	93 925	-40.7 %	Shoulder Clod, Chuck	731.50	613.00	850.00		
Total	8 179	10 505	-22.1 %	134 275	192 199	-30.1 %	Source : USDA					
Production							Pennsylvania Vintage Calf Auction					
Calves (million lbs)	1.7	1.9	-10.5 %	24.0	30.8	-22.1 %	Graded Holstein Bull Calves		April 14, 2015			
Live weight (lbs)	300	295	1.7 %				\$/ 100 lbs		Min		Max	
Dressed weight (lbs)	177	175	1.1 %									
Source : USDA												
Northeast and North Central												
(Veal Carcass, Hot Basis – Paid to Producer (Hide off, 255-315 lbs))												
* Special fed : milk fed, nature												
\$/US / 100 lbs			Weighted Average Price		Min		Max					
Non-Packer Owned				447.50		440.00		465.00				
Packer Owned				459.01		450.00		465.00				
* Due to US Thanksgiving US data is delayed												